



Washington State ***2009 Cougar Baseball***



“WE”

FEBRUARY

20	Arkansas	Fayetteville, Ark.	1:05 p.m.
21	Arkansas	Fayetteville, Ark.	11:05 a.m.
22	Arkansas	Fayetteville, Ark.	11:05 a.m.
24	Gonzaga	Pullman	5:30 p.m.
27	Oklahoma	Pullman	3:30 p.m.
28	Oklahoma	Pullman	Noon (DH)

MARCH

1	Oklahoma	Pullman	Noon
3	Gonzaga	Pullman	5:30 p.m.
6	* Rice	Houston	2:30 p.m.
7	* Oral Roberts	Houston	2:30 p.m.
8	* Notre Dame	Houston	10 a.m.
9	British Columbia	Pullman	3:30 p.m. (Exhibition)
13	Long Beach State	Long Beach, Calif.	6:30 p.m.
14	Long Beach State	Long Beach, Calif.	2 p.m.
15	Long Beach State	Long Beach, Calif.	1 p.m.
17	Pepperdine	Malibu, Calif.	3 p.m.
18	Pepperdine	Malibu, Calif.	3 p.m.
20	South Dakota State	Pullman	5:30 p.m.
21	South Dakota State	Pullman	2 p.m.
22	South Dakota State	Pullman	Noon
27	* California	Berkeley, Calif.	2:30 p.m.
28	* California	Berkeley, Calif.	1 p.m.
29	* California	Berkeley, Calif.	1 p.m.

APRIL

3	* UCLA	Pullman	5:30 p.m.
4	* UCLA	Pullman	2 p.m.
5	* UCLA	Pullman	Noon
6	BYU	Pullman	5:30 p.m.
7	BYU	Pullman	5:30 p.m.
10	* Arizona State	Tempe, Ariz.	7 p.m.
11	* Arizona State	Tempe, Ariz.	6 p.m.
12	* Arizona State	Tempe, Ariz.	Noon
14	Gonzaga	Spokane	6:30 p.m.
17	* Arizona	Pullman	5:30 p.m.
18	* Arizona	Pullman	2 p.m.
19	* Arizona	Pullman	Noon
21	Utah	Salt Lake City	5 p.m.
22	Utah	Salt Lake City	5 p.m.
24	* USC	Los Angeles	6:30 p.m.
25	* USC	Los Angeles	2 p.m.
26	* USC	Los Angeles	Noon
28	Gonzaga	Spokane	6:30 p.m.

MAY

1	* Stanford	Pullman	5:30 p.m.
2	* Stanford	Pullman	2 p.m.
3	* Stanford	Pullman	Noon
9	* Oregon	Pullman	7 p.m.
10	* Oregon	Pullman	2 p.m.
11	* Oregon	Pullman	Noon
12	Portland	Pullman	5:30 p.m.
13	Portland	Pullman	2 p.m.
15	* Oregon State	Corvallis, Ore.	5 p.m.
16	* Oregon State	Corvallis, Ore.	2 p.m.
17	* Oregon State	Corvallis, Ore.	1 p.m.
22	* Washington	Pullman	5:30 p.m.
23	* Washington	Pullman	2 p.m.
24	* Washington	Pullman	Noon

* = Academy Sports + Outdoors Rice Classic
 * = Pacific-10 Conference game
 Home games in **Bold** and played at Bailey-Brayton Field
 All times are Pacific



Jared Prince
Senior Captain



Travis Coulter
Senior Captain

Table of Contents

Baseball Facilities	2-5
---------------------------	-----

Baseball Staff6-10

Head Coach Donnie Marbut	6-7
Associate Head Coach Travis Jewett	8
Assistant Coach Gregg Swenson	9
Volunteer Coach Gabe Boruff/Support Staff	10

2009 Student-Athletes 11-27

Matt Argyropoulos/Chad Arnold	11
Cody Bartlett/Alex Burg.....	12
Travis Coulter/John Desmarais	13
Matt Fanelli/Seth Harvey.....	14
Ross Humes/Jeremy Johnson.....	15
Garry Kuykendall/Greg Lagreid.....	16
Connor Lambert/Ryan Peterson.....	17
Jay Ponciano/Jared Prince	18
Michael Ratigan/David Stilley	19
Riley Tubbs/Shea Vucinich	20
Matt Way/Michael Weber	21
James Wise/Kyle Buchanan/Patrick Claussen.....	22
Adam Conley/Garrett DeRooy/ Anthony Drobnick/Spencer Jackson	23
Kyle Johnson/Derek Jones/ David Olson/Tommy Richards.....	24
Rusty Shellhorn/Paris Shewey	25
Captains.....	26
Roster	27

2009 Preview28-31

2009 Outlook	28-29
Fall Signees	30
2009 Opponents	31

2008 Review.....32-35

2008 Recap/Highlights	32-33
2008 Results	33
2008 Overall Statistics	34
2008 Pacific-10 Statistics.....	35

WSU History..... 36-90

Cougar Baseball History	36
Year-By-Year Results	37
WSU vs. Opponents.....	38
WSU in the College World Series	39
Award Winners/All-Star Selections	40-41
Records and Accomplishments	42-43
Career Leaders	44-45
Single-Season Leaders.....	46-47
Records	48-49
Letterwinners.....	50-54
Draft Picks	55
Cougars in the Pros.....	56-90

Washington State University91-104

Traditions.....	91
The University.....	92-93
Notable Alumni	94-95
Administration	96
Head Coaches.....	97
Student-Athlete Development.....	98-99
Athletic Medicine.....	100-101
Weight Room.....	102-103
Athletics Staff Directory/Mission Statement.....	104



ACKNOWLEDGEMENTS

The 2009 Washington State University baseball media guide was written and edited by Craig Lawson, WSU Athletic Media Relations, with design by Andrew Lehman, University Publications.

Contributors: Pat Caraher, Linda Chalich, Rod Commons, Dick Fry, Bob Guptill, Joe Nickell, Mark O'English, Jessica Schmick, James Spickelmire, Bill Stevens, Donny Turnbaugh and Michael Walsh.

Photography: Rod Commons, Bob Hubner, Mike Janes Photography, Bill Stevens, Orem Owlz, WSU Manuscripts, Archives and Special Collections and Williamsport Crosscutters.

2009 Cougar Baseball Quick Facts

GENERAL

School.....	Washington State University
Founded.....	1890
Enrollment	23,300
Colors.....	Crimson and Gray

COACHES

Head Coach	Donnie Marbut
Record.....	115-112 (fifth year)
Associate Head Coach	Travis Jewett
Assistant Coach	Gregg Swenson
Volunteer Coach.....	Gabe Boruff

TEAM INFORMATION

2008 Record.....	30-26
2008 Pac-10 Record	8-16 (ninth)
Athletic Trainer.....	Chris Lange
Equipment Manager	Nate Weber
Baseball SID	Craig Lawson
SID Phone	509-335-0265 (W) 509-432-9063 (C)
SID E-mail.....	craigl@wsu.edu
Press Box Phone	509-335-8291
Website	www.wsucougars.com



"BUCK" BAILEY, 1927-1961



A WSU sports institution for 35 years, Arthur "Buck" Bailey came to Washington State University as assistant football coach and became a legend as its colorful - and winning - head baseball coach. He played football and baseball at Texas A&M and Bethany College in West Virginia and was captain of the West team in the first East-West Shrine football

game in 1925. At WSU, Bailey's baseball teams won or shared 12 Northern Division pennants and were second 11 times. The 1950 team was runner-up for the NCAA title and Bailey's Cougars were seventh nationally in 1956. He was player-coach of "Bailey's Angels," barnstorming basketball team made up of WSU sports greats which toured the Northwest and entertained thousands. Bailey, who retired after the 1961 season as WSU's winningest coach in any sport, died in 1964.





3,313 fans attended WSU's 10-4 victory over No. 2 Arizona State, April 12, 2008.

"BOBO" BRAYTON, 1962-1994



Fredrick Charles "Bobo" Brayton was one of the winningest collegiate baseball coaches in NCAA history and one of the most innovative and imaginative leaders in the college game. A three-sport letterman at WSU and the Cougars' first baseball All-American (at shortstop in 1947), Brayton played on two championship baseball teams at Washington State

for his mentor and predecessor "Buck" Bailey. Beginning in 1965, he coached the Cougars to an unprecedented 13 straight Northern Division pennants. Brayton retired after the 1994 season as the winningest coach in WSU history and the fourth winningest NCAA Division I baseball coach. His final record was 1,162-523-8 (68.9 winning percentage). WSU's baseball complex, Bailey-Brayton Field, was named after Brayton and his mentor Bailey. In 2003, his baseball uniform number 14 was retired in a ceremony at Bailey-Brayton Field.



Bailey-Brayton Field

Bailey-Brayton Field (3,500)

DIMENSIONS

330-375-400-385-335

HISTORY

Bailey-Brayton Field is named after the legendary Cougar baseball coaches Arthur "Buck" Bailey and Bobo Brayton. Bailey's career spanned 1927-42 and 1946-61; the three-year gap came when Bailey served in the military. He posted a 603-325-5 (64.9 percent) career record at Washington State, the winningest coach in the school's history at the time of his retirement.

1980—Bailey Field relocated to its present site southeast of the Beasley Performing Arts Coliseum. The field was moved when Martin (football) Stadium was renovated and Mooberry Track was moved from inside the stadium to the site then occupied by the baseball field.

1981—Electronic scoreboard added.

1984—(May 11) - A \$250,000 lighting project was completed, making Bailey Field the only on-campus, NCAA college-owned facility north of Santa Clara, Calif., and west of Tulsa, Okla., to have lights. WSU scored three runs in the bottom of the ninth to defeat arch-rival Washington 3-2 in the first night game.

1988—Work was completed on the entrance to Bailey Field, including the "Walk of Fame," an historical look at Washington State's great baseball teams, coaches and student-athletes.

1989—(May 8) - First nationally-televised game from Bailey Field, WSU vs. California, telecast live by ESPN.

2000—(January 22) - Field was rededicated with the name Bailey-Brayton Field.

2004—(February) - The installation of FieldTurf at Bailey-Brayton Field was completed. The playing surface, with the exception of the pitcher's mound and the home plate area were covered by the state-of-the-art turf. In 2007, the home plate area was changed from dirt to FieldTurf.

2006—(Summer) - The Indoor Pitching and Hitting facility adjacent to Bailey-Brayton Field was completed. Located off the right field line at Bailey-Brayton field, the 5,500 square-foot facility includes three hitting tunnels, three pitching mounds and a meeting/video room with state-of-the-art equipment.

The Cougar baseball complex was renamed from Bailey Field to Bailey-Brayton Field Jan. 22, 2000, as part of a "Celebration of the Ages." The renaming of the field highlighted a weekend honoring Brayton and the lasting impression he made on Cougar baseball and Washington State University. Brayton, who maintained a 1,162-523-8 record in 33 years as WSU's head coach, also earned eight varsity letters for the Cougars in football, basketball and baseball. Cougars young and old, including several of the players Brayton tutored into Major League Baseball, came back to Pullman to honor Brayton's storied playing and coaching career. A record crowd of 4,666 watched the Cougars sweep a doubleheader over Washington at then-Bailey Field, April 21, 1990.

WSU ATTENDANCE AT BAILEY-BRAYTON FIELD

(All games with an attendance of 1,000 or more in Donnie Marbut era)

DATE	OPPONENT	SCORE	W/L	ATTENDANCE
4/12/08	No. 2 Arizona State	10-3	W	3,313
3/23/07	Washington	5-3 (11)	L	2,507
4/9/05	No. 6 Arizona	7-4	L	2,142
3/24/07	Washington	15-4	L	1,576
3/30/06	No. 14 Arizona State	6-1	W	1,500
4/28/06	USC	9-2	L	1,408
3/31/06	No. 14 Arizona State	8-3	L	1,273
4/13/08	No. 2 Arizona State	16-13	L	1,216
4/30/05	Washington	9-6	L	1,129
5/3/08	No. 23 Oregon State	10-3	W	1,103
2/22/08	Creighton	8-4	L	1,092
4/29/05	Washington	17-5	L	1,034



Bailey Field after lights were installed in 1984.



BAILEY-BRAYTON FIELD



INDOOR FACILITY





DON "DONNIE" E. MARBUT

BORN: Feb. 18, 1974, Aberdeen, Wash.

HOMETOWN: Aberdeen, Wash.

HIGH SCHOOL: Aberdeen High School, 1992 - Earned All-Black Hills League honors three times...also earned all-league honors three times in football and once in basketball...set six school records in three sports.

COLLEGE: Edmonds Community College, 1995 - Graduated with an associate of arts degree...played baseball from 1992-1995...named to the all NWAACC team twice as an infielder, 1994 and 1995...named team MVP in 1995.

Portland State University, 1997 - Earned undergraduate degree in social sciences...Viking Most Offensive Player in 1996...in 1997 was a team captain and the president of Portland State's Student-Athlete Athletic Advisory Board.

COACHING EXPERIENCE: Capital High, 1998 - Head assistant coach for 3A state champs.

Bellevue Community College, 1999 - Head assistant of northern division champs.

Edmonds Community College, 2000-03 - Returned to alma mater as the head coach, earning north division coach of the year accolades in 2000, 2001 and 2003...NWAACC Coach of the Year in 2002 and 2003...guided 2003 squad to a league record, 43 wins...152-38 career record at Edmonds CC.

Washington State University, 2003-04 - Joined WSU staff of Tim Mooney as an assistant coach for the 2004 season...Cougars finished 29-26, the team's first winning season since 1998 and only the second since 1994.

Washington State University, 2004-Present - WSU's Head Coach, taking over the program in May, 2004...the 14th head baseball coach in the program, which was established in 1892 as the school's first sport...team posted 21-37 record in his first season...Cougars recorded back-to-back-to-back winning seasons (2006-08) for the first time since 1992-94.

ORGANIZATIONS: Member of American Baseball Coaches Association (ABCA).

WSU RESPONSIBILITIES: Appointed Head Baseball Coach May 31, 2004...named assistant coach August, 2003...works with infielders.

SPOUSE: Jennifer Marbut

CHILDREN: Avery (six), Olivia (four)

Washington native Don Marbut is in his fifth year at the helm of the Cougar Baseball program and sixth overall at Washington State University. The two-time Northwest Athletic Association of Community Colleges (NWAACC) Coach of the Year joined the team in the fall of 2003 to assist the infielders and took over head coaching responsibilities May 31, 2004.

He is just the fifth full-time coach to guide the Cougar diamond program since the 1920s and follows, among others, 32-year head coach Arthur "Buck" Bailey and Frederick Charles "Bobo" Brayton, who was at the helm for 33 years.

WSU's baseball field is named after both Bailey and Brayton and was the only college field to feature FieldTurf throughout the playing surface when it was installed prior to the 2004 season.

Marbut has won 115 games as Washington State's head coach, the most by a Cougar mentor during his first four seasons on the Palouse. In 2007, WSU posted its third-straight winning season, something the Cougars had not done since 1994 when a 35-26 mark capped a run of 37-consecutive campaigns above .500.

Last season, Washington State posted nine wins against nationally-ranked opponents, including a series victory over two-time defending national champion Oregon State. The Cougars also made an appearance in the polls, No. 28 by Collegiate





Baseball. Paul Gran was an All-Pac-10 First Team selection and the conference's defensive player of the year. WSU committed 63 errors, its second fewest since 1962, and set a single-season school record for fielding percentage (.972).

The Cougars 2006 recruiting class was ranked 25th nationally and in 2007, WSU won four conference series, the most by a Cougar team since the Pac-10 reunified in 1999.

In 2006 WSU's 15-win improvement over 2005 tied for the greatest single-season jump in school history while the nine-win increase in conference play established a record. WSU won conference series against Stanford and USC for the first time since the 1969 season, snapping a 23-game skid against Stanford in the process.

Additional highlights included three tournament titles, the most hits (649) and lowest ERA (4.87) since the 1991 season, and a national ranking (No. 28 by Collegiate Baseball) for the first time since the 1994 season.

In 2005 Marbut began the rebuilding process at WSU. After losing seven starters from the 2004 squad, the 2005 roster was comprised of 19 freshmen or first-year players. The youthful Cougars posted a 21-37 record, with 16 games being decided by two or fewer runs.

In Marbut's tenure as a head coach, a dozen Cougars have gone on to play professionally and WSU has received 22 All-Pacific-10 Conference academic honors.

As an assistant with the Cougars in 2004, Marbut helped guide the team to a 29-26 record, WSU's first winning campaign since 1998 and only its second since 1994.

A Washington native born and reared at Aberdeen, Marbut is no stranger to baseball in the Pacific Northwest. His background includes standout playing seasons at Aberdeen High School, Edmonds Community College and Portland State when the Vikings played in the old Pacific-10 Conference North Division.

His coaching pedigree includes Capital High in Olympia, two community colleges, Bellevue and Edmonds, and Washington State University as an assistant.

Marbut's coaching career began at Capital High in Olympia, Wash., during the 1997-98 school year. In 1998 he was head assistant coach as the Cougars captured the state 3A championship.

Following his lone season at Capital High, Marbut was named assistant coach at Bellevue Community College for the 1999 season. In his one season at BCC, the club captured the NWAACC Northern Division title.

From Bellevue CC Marbut returned to Edmonds CC as head coach in 2000. While coaching at the school, he earned northern division coach of the year accolades in 2000, 2001 and 2003 and in two of those seasons, 2002 and 2003, Marbut was awarded NWAACC Coach of the Year honors.

During the 2003 season, he guided his team to a league record of 43 wins. Marbut completed his coaching career at Edmonds CC with a 152-38 record.

Growing up in Aberdeen, Marbut earned all-leagues honors three times in baseball at Aberdeen High. He also earned all-league honors three times in football and once in basketball. When he graduated in 1992, Marbut had set a total of six school records in three sports.

In the fall of 1992, Marbut enrolled in Edmonds Community College. While competing for Edmonds CC, he was named to the All-NWAACC team twice as an infielder, 1994 and 1995. In 1995, he was also named the teams' most valuable player.

After receiving his associate of the arts degree from ECC in 1995, Marbut continued his education and career at Portland State. During his first year with the Vikings, Marbut was named the team's most offensive player.

The next season, 1997, Marbut was selected as a team captain and was president of Portland State's Student-Athlete Athletic Advisory Board. The Vikings' athletics director at the time was Jim Sterk, now WSU's athletics director.

Marbut earned his undergraduate degree in social sciences from Portland State in 1997.

Marbut and wife Jennifer have two daughters, Avery (six) and Olivia (four).



Cougar Staff



Travis Jewett is in his fifth season serving as Washington State University's associate head coach and recruiting coordinator after joining the Cougar staff in the summer of 2004.

A WSU graduate, Jewett is a Washington native (Tacoma), knows the community college and high school programs as well as anyone, and brings an extensive coaching background to the Cougars and head coach Don Marbut's staff.

In each of the last two seasons under Jewett's guidance, six Cougar regulars batted .300 or better. Five hitters were named Pacific-10 Conference honorable mention. Last season, senior third baseman Paul Gran was an All-Pac-10 First Team honoree. Gran, a seventh-round choice of the Florida Marlins and senior first baseman Jim Murphy, a 17th-round pick of the Philadelphia Phillies were each selected in the 2008 Major League Baseball First-Year Player Draft.

In 2006, Jewett sparked a turnaround in the Cougar hitting fortunes as the offense had a breakout season. Under his leadership, Cougar hitters connected for 649 hits, the most since the 1991 season. WSU also batted .310, the highest team batting average since 1991 (.320). Jay Miller became WSU's all-time leader with 307 career hits. Additionally, freshman Jared Prince, who was recruited primarily as a pitcher out of high school, led the Pacific-10 conference in hitting with a .401 average. Both players earned All-America status in 2006, the first All-Americans Jewett coached at WSU.

The personable Jewett grew up in the Tacoma area, graduated from Stadium High school, played baseball at Lower Columbia College, and served in a variety of coaching roles at two Washington senior colleges and two community colleges, all before joining the staff of his alma mater.

Included in Jewett's résumé are three seasons as an assistant

coach for Steve Hertz at Gonzaga (1999-2001) and three seasons coaching at Washington (2002-04), prior to arriving at WSU.

At Washington, Jewett coached infielders and occupied the third base coaching box. In 2004, he helped guide the Huskies to a 39-20-1 overall record, and a second-place finish in the Pac-10. In his three seasons at Washington, the Husky defense ranked among the league's best, finishing with fielding percentages of .974, .978 and .972.

Gonzaga's defense during his three years with the Bulldogs also was among the best in the West Coast Conference. His 2001 club posted a school record .966 fielding percentage while capturing its division of the WCC.

Jewett began his coaching career in the Tacoma area in the early 1990s, coaching the Tacoma Stags, an area select team, and two American Legion teams.

He spent three seasons at Tacoma Community College, first as an assistant coach in 1994, then two years as head coach during the 1995 and 1996 seasons.

The next year he took over the program at Edmonds Community College, guiding ECC during the 1997 and 1998 baseball seasons. During his 1998 season with the Tritons, Jewett was named both the NWAACC Coach of the Year and the National Junior College Coach of the Year by the American Baseball Coaches Association after coaching Edmonds to both the northern division and NWAACC championships.

Jewett is a 1993 graduate of Washington State, where he earned a bachelor's degree in social science. He played two seasons of baseball at Lower Columbia College in Longview, Wash., before transferring to WSU, but did not play baseball for the Cougars.

Jewett and his wife, Tracy, have two sons, Tanner (11) and Tommy Mac (8).





Gregg Swenson begins his fourth season on the Washington State bench, working with the Cougar pitching staff.

In his first season, Swenson inherited a staff that allowed a Pacific-10 Conference-high 6.17 ERA in 2005. One year later and with a pitching staff consisting of 15 underclassmen or first-year players, the Cougars set a school record with 404 strikeouts and posted a staff ERA of 4.87, the lowest by a WSU staff since the 1991 season. Additionally, Cougar relievers recorded 17 saves, third most in school history, and finished in the conference top five in ERA, wins, saves, innings pitched and fewest walks allowed.

In 2006, Swenson mentored Cougar pitchers Travis Webb, an eighth-round selection by the Cincinnati Reds and Mike Wagner, a 18th-round pick of the Texas Rangers. Before Swenson's arrival, Webb was 0-5 record with a 9.08 ERA in 2005. After one season under Swenson's guidance, Webb went 4-0 with a 2.17 ERA with an opponent batting average of .214. His eight saves in 2006 tied for the second-most in school history. Wagner, meanwhile, led WSU in innings pitched.

During the 2007 campaign, Swenson tutored Wayne Daman, Jr. to a team-leading 3.28 earned run average and Ross Humes to a school-record 12 saves. Daman, Jr. signed a free agent contract with the St. Louis Cardinals after his senior season.

Last season, Swenson coached senior Jayson Miller and junior Matt Way, both 2008 Major League Baseball First-Year Player Draft selections. Miller went 8-1 with 74 strikeouts in 99 and two-thirds innings and a 4.06 earned run average. The Los Angeles Angels of Anaheim took Miller in the 30th round and the southpaw went on to earn Pioneer League Pitcher of the Year. Way punched out 68 batters in 74 innings overall, and was the Pac-10 ERA leader in conference games at 2.86. He was drafted by the San Francisco Giants in the 36th round, but returned for his senior season.

Swenson joined head coach Donnie Marbut's staff in June,

2005, after spending the previous four years as an assistant coach at arch-rival Washington. While at Washington, Swenson worked as the director of Washington Baseball camps, while overseeing the outfielders and serving as first base coach. During his tenure with the Huskies, Swenson helped produce 10 All-Pac-10 players, including standout Brent Lillibridge, and saw several of his players drafted by major league teams.

Prior to his tenure at Washington, Swenson served as the head coach at Tacoma Community College, where he also played two seasons from 1990 to 1991. Swenson spent five seasons as the Titans skipper after joining the staff as a pitching coach in 1996. He was named the Northwest Athletic Association of Community Colleges Western Division Coach of the Year in both 1997 and 2000.

Swenson is familiar with the Cougar coaching staff, having coached with current Cougar associate head coach Travis Jewett at both Washington and Tacoma Community College. He began his coaching career as the pitching coach at Sehome High School in Bellingham in 1992. As an assistant under coach Gary Hatch, Swenson helped the 1992 Sehome club to a second-place finish in the state playoffs while both the 1993 and 1995 teams earned fifth-place finishes.

While in Bellingham, Swenson coached the 1993 Bellingham Post 7 American Legion team to a second-place finish in the state tournament and also guided the 1994 British Columbia White Rock Tritons to the Washington Palomino Baseball state championship.

Swenson earned a degree in physical education/exercise science and physiology/sports psychology from Western Washington in 1994. In 1997, he completed his master's degree in teaching from City University. Swenson and his wife Diane are the parents of daughter, Megan (five), and son, Jacob (three).



Cougar Staff



Gabe Boruff enters his second season as the Washington State baseball volunteer coach. He serves as the catching coach and first base coach for the Cougars and assists with the WSU pitching staff. Last season, Cougar catchers threw out 37 percent of runners trying to steal.

A native of Ephrata, Wash., Boruff lettered two years in football and three years in baseball at Ephrata High School. He was an all-league catcher during his junior (1997) and senior (1998) seasons was selected by the Kansas City Royals in the 35th round of the 1998 Major League Baseball First-Year Player Draft. He attended Lewis-Clark State and was part of the Warriors' NAIA national championship teams in 1999 and 2000.

A Wenatchee Valley College assistant coach for the three seasons (2005-07), Boruff served as the head coach for the Babe Ruth Columbia Basin River Dogs (2004-05) and the West Coast Collegiate League Moses Lake Pirates (2006-07). He led the River Dogs to a third-place finish at the 2005 Babe Ruth World Series and was named WCCBL Coach of the Year in 2007 after guiding the Pirates to a league title.



SUPPORT STAFF



Carsten Bocchi
Undergraduate Student Manager



Steve Gall
Student Equipment Manager



Craig Lawson
Sport Information Contact



Mike Reisenauer
Grounds and Facilities Assistant



Andrew Scott
Student Equipment Manager



Nate Weber
Equipment Manager

Student-Athlete Bios



MATT ARGYROPOULOS
Pitcher/Third Baseman
Sophomore
Bats Right, Throws Right
6-1/184
Longview, Wash.
Mark Morris HS 2007

23

ARGYROPOULOS'S WASHINGTON STATE CAREER

FRESHMAN (2008): Played in 16 games, including seven starts...made six appearances, including one start, as a pitcher...batted .222 in 18 at bats...recorded 6.97 ERA in 10 and one-thirds innings...drove in two runs and scored two against Wright State, March 1...collected two hits vs. Kent State, March 8...pitched three shutout innings in relief at Kansas State, March 11.

ARGYROPOULOS'S HIGH SCHOOL CAREER

Earned four letters in baseball and three in basketball...named all-tournament pitcher at Babe Ruth World Series after freshman season...as a sophomore, basketball team finished second in state...on the diamond, helped team to fourth-place finish at state while earning all-conference honors...leading scorer at 3A state tournament in basketball as a junior...repeated as All-Greater St. Helen's Conference pick in baseball...earned all-state honors...first team all-league and all-state in basketball and baseball as a senior...both teams won league title...basketball team won district and finished second in state.

PERSONAL

Matthew Argyropoulos...born in Longview...age 20...father Tom and mother Jennifer...only child...mother played volleyball and basketball at Lower Columbia College...prep GPA of 3.5.

YEAR	G-GS	AVG	AB	R	H	2B	3B	HR	RBI	BB	SO	SB-SBA	FPCT
2008	16-7	.222	18	5	4	1	0	0	4	1	7	0-0	.917
Career	16-7	.222	18	5	4	1	0	0	4	1	7	0-0	.917

YEAR	ERA	W-L	G-GS	CG	SHO	SV	IP	H	R	ER	BB	SO
2008	6.97	0-0	6-1	0	0	0	10 1/3	18	14	8	9	8
Career	6.97	0-0	6-1	0	0	0	10 1/3	18	14	8	9	8




CHAD ARNOLD
Pitcher
RS-Sophomore
Bats Right, Throws Right
6-3/210
Kennewick, Wash.
Southridge HS 2006

37

ARNOLD'S WASHINGTON STATE CAREER

RS-FRESHMAN (2008): Appeared in 15 games, including 13 starts...posted 2-7 record with 7.67 earned run average...earned first collegiate victory, Feb. 29, with seven innings of work against Wright State...defeated Gonzaga, March 25, giving up two runs in six innings...pitched three and two-thirds innings of shutout relief at Gonzaga, May 13...struck out career-high seven and gave up two unearned runs in six innings at UCLA, May 18.

FRESHMAN (2007): Redshirt season.

ARNOLD'S HIGH SCHOOL CAREER

Earned two varsity letters in baseball...high school teammate of Cougar second baseman Travis Coulter...helped Southridge to state 4A championship as a sophomore in 2004...posted a 7-1 record with a 1.85 earned run average as a junior...recorded 73 strikeouts in 53 innings pitched...earned All-Big-Nine League Second Team honors and received the team's best pitcher award...during his senior campaign, he was named to *Seattle Times* and Washington State Baseball Coaches Association First Team All-State teams...member of National High School Coaches Association All-District VIII First Team.



PERSONAL

Chadwick Richard Arnold...age 21...father David...one younger sister, Jessica...enjoys fishing and playing ping-pong...social sciences major.

YEAR	ERA	W-L	G-GS	CG	SHO	SV	IP	H	R	ER	BB	SO
2008	7.67	2-7	15/13	0	0	0	58 2/3	79	55	50	29	34
Career	7.67	2-7	15/13	0	0	0	58 2/3	79	55	50	29	34

Student-Athlete Bios



CODY BARTLETT

Shortstop
RS-Sophomore
Bats Right, Throws Right
5-7/168
Kent, Wash.
Kentwood HS 2006

2

BARTLETT'S WASHINGTON STATE CAREER

RS-FRESHMAN (2007): Redshirt.

FRESHMAN (2007): Appeared in 48 games, including 37 starts...batted .208 with five doubles, three triples, two home runs and 16 runs batted in...collected two hits in a game seven times...recorded season-high four RBI including a three-run home run in 7-4 win at Gonzaga, April 17.

BARTLETT'S HIGH SCHOOL CAREER

Earned three varsity letters as a shortstop and second baseman for Kentwood High...Mr. Hustle award winner at CABA Baseball Tournament as a freshman...All-South Puget Sound League First Team as a sophomore...team reached championship game at state tournament...member of all-area code team...repeated as all-league selection as a junior and garnered all-area first team and all-state second team honors...led team to third place finish in state as a senior while being named first team all-state, all-area, and all-league...named team MVP.

PERSONAL

Cody Adam Bartlett...born in Seattle...age 20...parents Tim, a superintendent, and Cheryl, a dental hygienist...one younger brother, Josh...hobbies include fishing, hunting, and wakeboarding...social sciences major.

YEAR	G-GS	AVG	AB	R	H	2B	3B	HR	RBI	BB	SO	SB-SBA	FPCT
2007	48-37	.208	125	16	26	5	3	2	16	13	28	4-5	.942
Career	48-37	.208	125	16	26	5	3	2	16	13	28	4-5	.942



ALEX BURG

Catcher
Senior
Bats Right, Throws Right
6-0/174
Des Moines, Wash.
Mount Rainier HS 2005

8

BURG'S WASHINGTON STATE CAREER

JUNIOR (2008): Played in 47 games, including 43 starts...started at catcher, second base, third base, left field and right field...batted .284 with six doubles, one triple, two home runs and 13 RBI...made one appearance on the mound, logging one inning vs. No. 2 Arizona State, April 11...was 3-for-4 with double, home run, three runs, and two RBI vs. Sun Devils, April 13...had three hits, including a home run vs. Gonzaga, April 22.

BURG'S CLEMSON CAREER

SOPHOMORE (2007): Played in 47 games, including 24 starts...batted .194 with three doubles and nine RBI.

FRESHMAN (2006): Played in 25 games, including two starts...batted .219 with and eight RBI...pinch-hit, two-run double against Maryland, April 9...three-run home run against No. 22 Wake Forest, May 18.



BURG'S HIGH SCHOOL CAREER

Earned three letters under coach Darren Rawie at Mount Rainier...first team all-league catcher and pitcher as a junior and senior...league MVP, all-state first team and state player of the year as a senior.

PERSONAL

Alexander Musashi Burg...born in Seattle...age 21...father Alan and mother Izumi...psychology major.

YEAR	G-GS	AVG	AB	R	H	2B	3B	HR	RBI	BB	SO	SB-SBA	FPCT
2006 (CU)	25-2	.219	32	5	7	3	0	1	8	2	7	1-1	1.000
2007 (CU)	47-24	.194	97	12	19	3	0	0	9	15	20	1-1	.961
2008	47-43	.284	148	29	42	6	1	2	13	24	27	3-5	.962
Career	119-69	.245	277	46	68	12	1	3	30	41	54	5-7	.963

YEAR	ERA	W-L	G-GS	CG	SHO	SV	IP	H	R	ER	BB	SO
2008	9.00	0-0	1-0	0	0	0	1	1	1	1	2	0
Career	9.00	0-0	1-0	0	0	0	1	1	1	1	2	0



TRAVIS COULTER

Second Base
Senior
Bats Left, Throws Right
5-8/145
Kennewick, Wash.
Southridge HS 2005

1

COULTER'S WASHINGTON STATE CAREER

JUNIOR (2008): Played in 55 games, including 52 starts...batted team-leading .333, including team-high four triples...led team with 11 stolen bases...career-high four hits at Gonzaga, April 8, and vs. USC, May 25...recorded 12-game hitting streak, April 6-27, including five-straight multi-hit games to start the streak...had 24 multi-hit games, including eight with at least three hits...Pacific-10 honorable mention.



SOPHOMORE (2007): Played in 45 games, including 41 starts...batted .310 with 16 doubles...led Cougars with a .368 batting average in Pacific-10 games...Pac-10 honorable mention...conference player of the week, April 24 after batting .545 during a three-game stretch...tied school record with three doubles in 5-3 victory over No. 12 Arizona, April 22.

FRESHMAN (2006): Played in 57 games, including 54 starts...batted .345 and had 27 RBI...Pac-10 honorable mention...Louisville Slugger Freshman

All-American by *Collegiate Baseball*...led team with 54 runs...batted team-best .331 in conference...recorded a 20-game hitting streak, April 14-May 21...batted .398 (35-for-88) during the streak...all-tournament team at Johnny Quik Classic (March 13-18) in Fresno.


COULTER'S HIGH SCHOOL CAREER

Earned three letters under coach Tim Sanders...American Legion team was second at 2004 World Series...played for Seattle Mariner Fall Scout Team and Northwest Area Code team...batted team-leading .367 as a junior...team Big-Nine and 4A state champions...all-conference at second base...set school records with 67 hits and .531 average as a senior...conference MVP and was all-state...state player of the week April 18-22 by the *Seattle Times*...all-area selection by the *Tri-City Herald*.

PERSONAL

Michael Travis Coulter...born in Pasco...age 22...parents Herb and Michell...enjoys snowboarding and playing guitar...one older sister, Kristin...member of high school honor roll...sociology major.

YEAR	G-GS	AVG	AB	R	H	2B	3B	HR	RBI	BB	SO	SB-SBA	FPCT
2006	57-54	.345	226	54	78	5	1	2	27	19	19	10-14	.955
2007	45-41	.310	168	25	52	16	2	0	11	11	19	3-4	.000
2008	55-52	.333	228	42	76	8	4	1	29	16	23	11-15	.933
Career	157-147	.331	622	121	206	29	7	3	67	46	61	24-33	.947



JOHN DESMARAIS

Outfielder
Sophomore
Bats Left, Throws Left
5-11/172
Renton, Wash.
Lindbergh HS 2007

15

DESMARAIS'S WASHINGTON STATE CAREER

FRESHMAN (2008): Played in 29 games, including 21 starts...batted .326 with four doubles, three triples, one home run, and 17 RBI...stole six bases...hit safely in first-seven collegiate games...six-straight multi-hit games, Feb. 23-March 1...season-high four hits and four RBI at UNLV, Feb. 27...homed and drove in three vs. Wright State, March 1...three RBI vs. Kent State, March 9.

DESMARAIS'S HIGH SCHOOL CAREER

Earned four letters in football and baseball...coached by Benny Benevides in baseball...honorable mention all-league kicker in football as a freshman...all-league honorable mention running back and defensive back as a sophomore...first team all-league outfielder...as a junior, first team all-league at wide receiver and defensive back...all-area wide receiver...honorable mention all-state...led state with 16 receiving touchdowns...first team all-league outfielder and second team pitcher...as a senior, first team all-league wide receiver and defensive back...Seamount League Defensive Back of the Year...second team all-league outfielder and pitcher.

PERSONAL

John Thomas Desmarais...born in Renton...age 20...father Gerry and mother Lynn...both parents, uncle Tom and cousin Corrine graduated from WSU...uncle John played baseball at Eastern Washington...prep GPA of 3.8...National Honor Society member...interested in business major.

YEAR	G-GS	AVG	AB	R	H	2B	3B	HR	RBI	BB	SO	SB-SBA	FPCT
2008	29-21	.326	92	15	30	4	3	1	17	5	24	6-9	.931
Career	29-21	.326	92	15	30	4	3	1	17	5	24	6-9	.931



Student-Athlete Bios



MATT FANELLI
*Utility
 Junior
 Bats Right, Throws Right
 6-4/200
 Olympia, Wash.
 Capital HS 2006*

22

FANELLI'S WASHINGTON STATE CAREER

SOPHOMORE (2008): Played in 33 games, including 15 starts...batted .231 with three doubles, one triple, and seven RBI...collected two hits, a double, and a RBI at No. 17 Stanford, March 28, and in second game of doubleheader against UC Davis, April 5...Pac-10 All-Academic First Team.

FRESHMAN (2007): Appeared in 24 games, including 10 starts...batted .242 with one double and three RBI...had two hits at No. 10 Arizona State April 15...had two runs batted in during 17-7 win over Utah Valley State, March 1.

FANELLI'S HIGH SCHOOL CAREER

Earned two varsity letters under head coach Michael Spencer...team captain as a junior...led his team to a ninth place finish in the state...named All-Narrows League First Team after hitting .428 with seven doubles and two home runs as a third baseman...team captain as a senior...batted .447 with seven triples and two home runs.

PERSONAL

Matthew Scott Fanelli...born in Fernandina Beach, Fla...age 21...parents Eric, a forester, and Deb...held a 3.69 GPA in high school and was National Merit Scholar...hobbies include reading and photography...psychology major...WSU President's Honor Roll.

YEAR	G-GS	AVG	AB	R	H	2B	3B	HR	RBI	BB	SO	SB-SBA	FPCT
2007	24-10	.242	33	6	8	1	0	0	3	2	8	1-1	1.000
2008	33-15	.231	52	8	12	3	1	0	7	4	15	2-2	1.000
Career	57-25	.235	85	14	20	4	1	0	10	6	23	3-3	1.000




SETH HARVEY
*Pitcher
 Junior
 Bats Left, Throws Right
 6-1/208
 Olympia, Wash.
 River Ridge HS 2006*

34

HARVEY'S WASHINGTON STATE CAREER

SOPHOMORE (2008): Appeared in 17 games out of the bullpen...posted 0-1 mark with 5.71 ERA...struck out 15 in 17 and one-third innings...did not give up a run over his first-four outings...struck out season-high three batters in one and one-third innings at Oklahoma, March 14.

FRESHMAN (2007): Made 13 appearances in relief...recorded one save with a 9.39 earned run average, 12 strikeouts, 11 walks and 21 hits in 15 and one-third innings...logged shutout outings five times, including against three ranked opponents.




HARVEY'S HIGH SCHOOL CAREER

Earned three letters in baseball, one in basketball...Pac-9 honorable mention and scholar award as a freshman...Pac-9 MVP as a sophomore after posting 7-3 record with 2.22 ERA and 64 strikeouts...all-state first team as a pitcher, second team as an infielder, and selected as a *News Tribune* All-Area corner infielder...batted .373 with 13 doubles as a junior...Pac-9 Second Team selection at first base...named to Seattle Mariners All-Area Code Team...all-state first team as both a pitcher and a first baseman...led the team to the Pac-9 championship and a fifth-place state finish...batted .400 and finished with a 1.50 ERA.

PERSONAL

Seth Jeffrey Harvey...born in Long Beach, Calif...age 20...parents Larry, a mason, and Teresa, a pharmacy technician...brother Shane and sister Summer...member of the principal's list with a 3.5 GPA...hobbies include playing XBOX, reading and weight lifting...criminal justice major.

YEAR	ERA	W-L	G-GS	CG	SHO	SV	IP	H	R	ER	BB	SO
2007	9.39	0-0	13-0	0	0	1	15 1/3	21	17	16	11	12
2008	5.71	0-1	17-0	0	0	0	17 1/3	15	11	11	8	15
Career	7.71	0-1	30-0	0	0	1	32 2/3	36	28	27	19	27



ROSS HUMES
Pitcher
Senior
Bats Left, Throws Left
5-11/171
Federal Way, Wash.
Decatur HS 2005

50

HUMES'S WASHINGTON STATE CAREER

CAREER: Ranks second on Cougar career list for saves with 19.

JUNIOR (2008): Appeared in 23 games, including six starts... registered 4-4 record with team-leading six saves...struck out 41 in 55 and one-third innings...saves tied for sixth on WSU single-season list... did not give up a run in first nine outings, including five-inning start at No. 15 Wichita State, March 12... pair of saves in doubleheader sweep at No. 25 Oklahoma, March 15... first WSU hurler to have two saves in a day since Reed Rainey, March 3, 1985...Pacific-10 Pitcher of the Week, March 18...took a no-hitter into the eighth inning and earned a win at No. 17 Stanford, March 28.



SOPHOMORE (2007): Made 25 appearances in relief...posted 3-3 record with 12 saves...saves set a Cougar single-season record... saves in five consecutive shutout outings, Feb. 25-March 16...Pac-10 Pitcher of the Week April 24 after earning a win (vs. No. 12 Arizona, April 22) and two saves (at Gonzaga, April 17 and vs. Arizona, April 21) in three appearances...Pac-10 honorable mention.

FRESHMAN (2006): Made 12 appearances, including two starts... won only decision in start at Gonzaga, May 16...save with four innings of one-run ball and five strikeouts at Northern Colorado, April 21.


HUMES'S HIGH SCHOOL CAREER

Earned three letters in baseball for coach Steve Murphy...was 6-3 with 2.93 ERA and 52 strikeouts as a junior...second-team all-league and first-team all-city...All-South Puget Sound League First Team pitcher after posting 1.93 ERA as a senior.

PERSONAL

Ross Edward Humes...born in Renton...age 22...parents Dusty and Cheri...cousin Coutney Haarhues played soccer at Central Florida... enjoys watching movies and playing video games...participated in drama as a senior...English major.

YEAR	ERA	W-L	G-GS	CG	SHO	SV	IP	H	R	ER	BB	SO
2006	6.65	1-0	12-2	0	0	1	23	34	18	17	8	19
2007	4.70	3-3	25-0	0	0	12	44	44	24	23	15	36
2008	4.39	4-4	23-6	0	0	6	55 1/3	63	38	27	12	41
Career	4.93	8-7	60-8	0	0	19	122 1/3	141	80	67	35	96



JEREMY JOHNSON
Pitcher
RS-Junior
Bats Right, Throws Right
5-10/150
Centralia, Wash.
Centralia HS 2005

4

JOHNSON'S WASHINGTON STATE CAREER

RS-SOPHOMORE (2008): Sat out season due to right forearm injury.

SOPHOMORE (2007):

Made 12 appearances, including one start...was 0-1 with 5.28 ERA...back-to-back shutout outings at San Francisco, April 2 and against Gonzaga, April 10...consecutive shutout appearances at Gonzaga, April 17 and against No. 12 Arizona, April 20...Pac-10 All-Academic honorable mention.



FRESHMAN (2006): Made 12 appearances, including one start... was 1-1 with a 3.52 ERA...lone start was controlled and came, May 22 against Lewis-Clark State when he worked three innings, allowed one run and tallied three strikeouts...victory with two and one-third innings of relief at Washington, May 26...did not allow an earned run through first six appearances, a total of six and two-third innings.

JOHNSON'S HIGH SCHOOL CAREER

Earned 10 varsity letters at Centralia High School in baseball (four), basketball (three) and golf (three)...had a 3.8 cumulative GPA... as a sophomore, 4-1 with 2.77 ERA...earned Pac-9 League All-Academic award...appeared in district tournaments for golf and basketball...was 3-1 as a junior with 60 strikeouts in 40 innings... all-league first team, Pac-9 All-Academic award and *Chronicle* All-Area team honors...appeared in district golf tournament...all-state first team pitcher as a senior after posting 7-1 record...All-Pac-9 First Team selection...competed in the district basketball and golf tournaments.

PERSONAL

Jeremy Tyler Johnson...born in Centralia...age 22...parents Rick and Charlene...two older brothers, Nathan and Brandon...enjoys wakeboarding and four-wheeler riding...finance major.

YEAR	ERA	W-L	G-GS	CG	SHO	SV	IP	H	R	ER	BB	SO
2006	3.52	1-1	12-1	0	0	0	15 1/3	15	6	6	7	10
2007	5.28	0-1	12-1	0	0	0	15 1/3	15	10	9	13	10
Career	4.40	1-2	24-2	0	0	0	30 2/3	30	16	15	20	20

Student-Athlete Bios



GARRY KUYKENDALL

Outfielder
Sophomore
Bats Left, Throws Left
5-10/157
Bonney Lake, Wash.
Bonney Lake HS 2007

24

KUYKENDALL'S WASHINGTON STATE CAREER

FRESHMAN (2008): Played in 39 games, including 15 starts...batted .230 with two doubles and 12 RBI...recorded a half dozen multi-hit games...two hits and two RBI vs. Wright State, March 2...drove in four runs vs. Kent State, March 8...two hits and two RBI in first game of doubleheader vs. UC Davis, April 5.

KUYKENDALL'S HIGH SCHOOL CAREER

Earned three letters in football and baseball...played baseball for Mike Olson...captain of football and baseball teams as a junior...All-Independent League First Team in football on offense and defense...All-Seamont League Second Team in baseball...as a senior, first team all-state, all-league, team MVP and coach's award recipient.

PERSONAL

Garry Dale Kuykendall, Jr...born in Seattle...age 20...father Garry and mother Kristine...two older brothers, Jeremy and Brendon, and one younger brother, Greg...interested in hospitality and business management major.

YEAR	G-GS	AVG	AB	R	H	2B	3B	HR	RBI	BB	SO	SB-SBA	FPCT
2008	39-15	.230	74	9	17	2	0	0	12	3	14	0-2	.938
Career	39-15	.230	74	9	17	2	0	0	12	3	14	0-2	.938



GREG LAGREID

Catcher
Senior
Bats Right, Throws Right
6-0/190
Edmonds, Wash.
O'Dea HS 2005

45

LAGREID'S WASHINGTON STATE CAREER

JUNIOR (2008): Played in 51 games, including 44 starts...batted .282...cut down 18 of 51 runners (35.3 percent) trying to steal...was 2-for-4 with triple, home run, and career-high four RBI at No. 17 Stanford, March 28...tied career-high four RBI against Oregon State, May 5...Pacific-10 All-Academic First Team.

SOPHOMORE (2007): Appeared in 46 games, including 43 starts...batted .233 with six home runs...threw out 18 runners trying to steal...Pac-10 honorable mention...conference all-academic second team...led Nevada (Mo.) Griffins to National Baseball Congress (NBC) World Series during the summer...batted .402 with 11 home runs and 66 RBI...Jayhawk League all-star and MVP...circuit's No. 2 prospect by *Baseball America*...NBC All-American after .500 batting average, four doubles, two home runs and 11 RBI at NBC World Series.



FRESHMAN (2006): Appeared in 49 games, including 38 starts...batted .183 with one home run and 14 RBI...had a pair of multi-hit games, at Gonzaga, April 25 and at Arizona, May 14...added two RBI against the Bulldogs...collected two RBI against Chicago State, March 2 and California, April 13.

LAGREID'S HIGH SCHOOL CAREER

Lettered three times in baseball and golf...member of Seattle Mariners Area Code Team...All-Metro League First Team as a sophomore...batted .467 in league...All-Metro League First Team as a junior...district finalist in golf...baseball captain as a senior...all-state and All-Metro League First Team...helped team to 3A state title.

PERSONAL

Gregory John Lagreid...born in Seattle...age 22...parents Arthur and Lynn...youngest of six children, one brother and four sisters...father, a golf professional in Seattle, played baseball at Seattle...brother Tom...enjoys fishing, golf and playing pool...3.85 prep GPA...finance major.

YEAR	G-GS	AVG	AB	R	H	2B	3B	HR	RBI	BB	SO	SB-SBA	FPCT
2006	49-38	.183	104	16	19	7	0	1	14	4	18	0-0	.980
2007	46-43	.233	146	23	34	8	0	6	25	8	27	1-1	.987
2008	51-44	.282	163	24	46	6	1	3	26	7	20	1-3	.990
Career	146-125	.240	413	63	99	21	1	10	65	19	65	2-4	.986



CONNOR LAMBERT
Pitcher
Junior
Bats Right, Throws Right
5-11/215
Olympia, Wash.
River Ridge HS 2006

35

LAMBERT'S WASHINGTON STATE CAREER

SOPHOMORE (2008): Made nine appearances, including two starts...was 1-0 with 8.35 ERA...struck out 13 in 18 and one-third innings...blanked Wright State in two innings out of the bullpen, Feb. 29...victory came in five and two-thirds innings of shutout relief at BYU, May 7.

FRESHMAN (2007): Made 13 appearances, including five starts...was 3-1 with 4.47 earned run average, 42 hits, 15 walks and 34 strikeouts in 44 and one-third innings...notched first collegiate victory in first start as a Cougar with stellar effort against Air Force, March 2...shut out Falcons on two hits with one walk and season-best 10 strikeouts over eight innings in 3-0 victory...effort earned Pac-10 Pitcher of the Week honor...defeated Gonzaga in Spokane, March 20 with seven and two-thirds innings of two-run ball.

LAMBERT'S HIGH SCHOOL CAREER

Lettered three times in baseball under coach Chad Arko...team captured Pac-9 title as a sophomore...member of Pac-9 All-Academic team...was 4-2 with a 2.80 ERA as a junior...also hit .396, earning All-Pac-9 Second Team honors as a designated hitter...threw first no-hitter in River Ridge history...all-state first team selection as a senior...Pac-9 MVP...posted a 7-2 record with 2.54 ERA and 86 strikeouts...hit .390 with 32 RBI...Olympian Player of the Year and named to *Tacoma News Tribune* All-Area team.

PERSONAL

Connor Patrick Lambert...born in Tacoma...age 21...parents David and Kate...has one older sister, Kaida...3.4 prep GPA...sociology major.

YEAR	ERA	W-L	G-GS	CG	SHO	SV	IP	H	R	ER	BB	SO
2007	4.47	3-1	13-5	0	0	0	44 1/3	42	23	22	15	34
2008	8.35	1-0	9-2	0	0	0	18 1/3	26	24	17	4	13
Career	5.60	4-1	22-7	0	0	0	62 2/3	68	47	39	19	47



RYAN PETERSON
First Baseman
Sophomore
Bats Left, Throws Left
6-3/203
Renton, Wash.
Liberty HS 2007

31

PETERSON'S WASHINGTON STATE CAREER

FRESHMAN (2008): Played in 15 games off the bench...batted .188 with a double and two RBI...singled in his first collegiate at bat, Feb. 23 vs. Creighton...doubled and drove in two runs against Kent State, March 8.

PETERSON'S HIGH SCHOOL CAREER

Earned three letters in basketball and three in baseball...coached by Scott Colby in baseball...as a sophomore, baseball team finished fifth in state...KingCo 3A honorable mention basketball and baseball as a junior...batted .342 with 22 RBI...as a senior, first team all-league in basketball and baseball...all-state first team in baseball...Issaquah Rotary Club Athlete of the Year...Liberty High School Male Athlete of the Year.

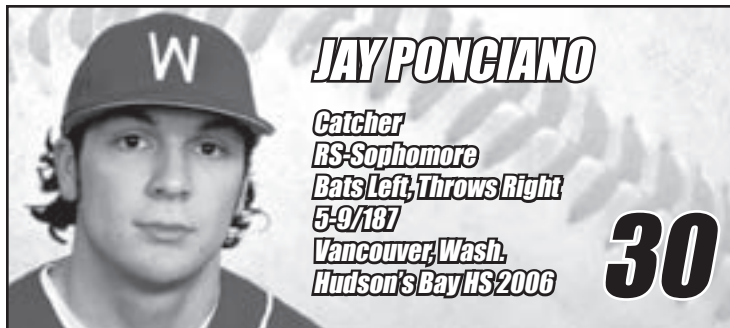
PERSONAL

Ryan J. Peterson...born in Renton...age 20...father Tim and mother Dena...one older sister, Kelsey...prep GPA 3.3...interested in history major.

YEAR	G-GS	AVG	AB	R	H	2B	3B	HR	RBI	BB	SO	SB-SBA	FPCT
2008	15-0	.188	16	2	3	1	0	0	2	0	4	0-0	1.000
Career	15-0	.188	16	2	3	1	0	0	2	0	4	0-0	1.000



Student-Athlete Bios



JAY PONCIANO

Catcher
RS-Sophomore
Bats Left, Throws Right
5-9/187
Vancouver, Wash.
Hudson's Bay HS 2006

30

PONCIANO'S WASHINGTON STATE CAREER

RS-FRESHMAN (2008): Missed season due to injury.

FRESHMAN (2007): Redshirt season due to injury.

PONCIANO'S HIGH SCHOOL CAREER

Earned three varsity letters in baseball, two each in football and basketball...starter at catcher for three years...member of 2003 USA Youth National Team, winning gold medal in world championships



in Taiwan...honorable mention for Curt Daniels hustle award as a freshman...batted .390 and led team to a fourth-place finish at state tournament during sophomore season...named all-state...batted .404 as a junior, earning All-Greater St. Helens League First Team, all-region and all-state honors for second consecutive season...led football team in rushing yards...team captain as a senior...first team all-state...led team to undefeated regular season.

PERSONAL

Jay Donald Ponciano...born in Vancouver...will turn age 21 during second half of the season...parents Jim, a business owner and Joan, an office clerk...hobbies include hunting and pottery...management operations major.



JARED PRINCE

Pitcher/Outfielder
Senior
Bats Right, Throws Right
6-2/211
Poulsbo, Wash.
North Kitsap HS 2005

18

PRINCE'S WASHINGTON STATE CAREER

JUNIOR (2008): Started all 56 games...made 12 appearances on the mound, including 10 starts...batted .306 with six home runs...posted 2-2 record...held No. 25 Oklahoma to one run in five innings in victory, March 14...Pacific-10 All-Academic honorable mention.

SOPHOMORE (2007): Played in 53 games, including 50 starts...pitched in three games, including one start...batted .277 with 33 RBI...batted .316 in Pac-10 games...save at San Jose State, March 10...Pac-10 All-Academic honorable mention.

FRESHMAN (2006): Started 58 games...pitched in 15 games, including 12 starts...led Cougars with .401 batting average and 58 RBI...was 6-2 on the mound...season-high five RBI against Gonzaga, March 18...had 15-game hitting streak, April 14-May 14...All-Pac-10 First Team...third team All-American by ABCA...Louisville Slugger Freshman All-American by *Collegiate Baseball*...one of 35 players invited to USA Baseball national team trials...spent first part of 2006 summer playing for USA Baseball.



PRINCE'S HIGH SCHOOL CAREER

Earned three letters each in football, basketball and baseball...batted .512 as a sophomore...All-Narrows League...league MVP, batting .523 as a junior...went 8-2 with 0.86 ERA...all-state selection by *Seattle Times*...league MVP and *Seattle Times* all-state honorable mention in football...league MVP as a senior, batting .525 with 0.88 ERA...all-state by *Seattle Times* in football and baseball...league MVP in football...all-league in basketball...*Kitsap Sun* Male Athlete of the Year and Bremerton Athletic Roundtable Scholar-Athlete of the Year for Kitsap County.

PERSONAL

Jared Kevin Prince...born in Redmond...age 23...parents Bim and Lynne...has a younger brother, Jordan...presented North Kitsap Joe Shandare Award, the school's highest award for athletic/academic honors...social sciences major.

YEAR	G-GS	AVG	AB	R	H	2B	3B	HR	RBI	BB	SO	SB-SBA	FPCT
2006	58-58	.401	207	50	83	16	1	9	58	30	25	10-14	1.000
2007	53-50	.277	184	28	51	10	1	2	33	21	21	4-8	.989
2008	56-56	.306	206	37	63	15	1	6	32	19	25	0-3	1.000
Career	167-164	.330	597	115	197	41	3	17	123	70	71	14-25	.996

YEAR	ERA	W-L	G-GS	CG	SHO	SV	IP	H	R	ER	BB	SO
2006	4.53	6-2	15-12	0	0	0	59 2/3	70	34	30	15	32
2007	10.12	0-0	3-1	0	0	1	5 1/3	12	8	6	3	1
2008	7.78	2-2	12-10	0	0	0	41 2/3	63	39	36	16	21
Career	6.07	8-4	30-23	0	0	1	106 2/3	145	81	72	34	54



MICHAEL RATIGAN

Pitcher
Junior
Bats Right, Throws Right
6-3/206
Ephrata, Wash.
Ephrata HS 2006

9

RATIGAN'S WASHINGTON STATE CAREER

SOPHOMORE (2008): Made 19 appearances, including one start... was 3-2 with one save and a 4.94 ERA...posted victories in three of first-four appearances of the season while posting 0.00 ERA in 10 and two-thirds innings...notched save by retiring all five men he faced vs. Gonzaga, March 25...Pacific-10 All-Academic honorable mention.

FRESHMAN (2007): Made 17 appearances, including two starts... was 3-2 with one save and a 6.37 earned run average in 29 and two-thirds innings...posted a 2.45 ERA in five Pac-10 games...save came, March 2 against Southern Utah with three shutout innings.



RATIGAN'S HIGH SCHOOL CAREER

Earned three letters each in baseball, basketball, and football... captain for basketball and baseball teams...All-CWAC First Team pitcher as a sophomore...league honorable mention tight end... league MVP and second team all-state pitcher during junior campaign...second team All-CWAC for basketball and football... as a senior, first team All-CWAC and all-state...league MVP...first team all-league and second team all-state as a tight end...second team All-CWAC in basketball.

PERSONAL

Michael Ratigan...born in Renton...age 21...parents Matt and Jenny...father played baseball at Spokane Falls CC and Eastern Washington...mother played volleyball at Spokane Falls...two sisters, Britney and Kristin...social sciences major.

YEAR	ERA	W-L	G-GS	CG	SHO	SV	IP	H	R	ER	BB	SO
2007	6.37	3-2	17-2	0	0	1	29 2/3	36	23	21	8	17
2008	4.94	3-2	19-1	0	0	1	31	37	25	17	19	17
Career	5.64	6-4	36-3	0	0	2	60 2/3	73	48	38	27	34



DAVID STILLEY

Pitcher
RS-Freshman
Bats Left, Throws Left
6-2/188
Silverdale, Wash.
Central/Kitsap HS 2007

42

STILLEY'S WASHINGTON STATE CAREER

FRESHMAN (2008): Sat out season as a redshirt while doing injury rehabilitation after enrolling at WSU for spring semester.

STILLEY'S HIGH SCHOOL CAREER

Earned three letters under coach Bill Baxter...struck out 24 and posted 1.79 ERA in 31 innings on the mound and played outfield as a freshman...team MVP as a sophomore...first team all-league and all-county...second team all-state...led team to Narrows League title with 4-0 record, 1.57 ERA and 54 strikeouts...selected to play in Mariner Cup at Safeco Field...Baseball America/Team One All-American...posted 6-1 record with 1.05 ERA as a senior...struck out 73 and held opponents to a .145 batting average...struck out 16 in a game against Stadium High...Central Kitsap Male Athlete of the Year...team MVP, first team all-league, first team all-county and second team all-state...team won league...ranked 18th in Washington by Baseball Northwest.



PERSONAL

David Michael Stilley...born in Vallejo, Calif...will turn age 20 late in the season...father Gene and mother Lynette...one older brother, John and one older sister, Jody Belknap...great grandfather Paris Butisbauch was a left-handed pitcher for the Oakland Oaks in the Pacific Coast League...enjoys playing video games...undeclared major.

Student-Athlete Bios



RILEY TUBBS

Utility
Sophomore
Bats Both, Throws Right
6-0/192
Renton, Wash.
Tahoma HS 2007

19

TUBBS'S WASHINGTON STATE CAREER

FRESHMAN (2008): Played in 19 games, including eight starts...batted .304 with one double, one home run, and four RBI...drilled two-run double in first collegiate at bat, Feb. 29 vs. Wright State...homered against Wright State, March 1...two hits vs. No. 12 California, March 21.


TUBBS'S HIGH SCHOOL CAREER

Earned three varsity letters in baseball and basketball and two in football...played baseball for Russ Hayden...received coach's award in basketball and was second team all-league in baseball as a sophomore...as a junior, named second team all-league in football...team won South Puget Sound League North championship...team MVP and most inspirational in basketball...honorable mention all-league...baseball team captured SPSL North crown and placed fourth in state...second team all-league and first team all-area...team's most inspirational player...as a senior, first team all-league and all-area, second team all-state in football...first team all-league in basketball...first team all-league, all-area, all-state in baseball...*Seattle Times* Athlete of the Year.

PERSONAL

Riley Gravis Tubbs...born in Ogden, Utah...age 20...father Russell and mother Connie...has three older siblings, brothers Nathan and Nick, and sister Suzie...enjoys bowling and camping...interested in communication major.

YEAR	G-GS	AVG	AB	R	H	2B	3B	HR	RBI	BB	SO	SB-SBA	FPCT
2008	19-8	.304	23	4	7	1	0	1	4	0	7	0-1	1.000
Career	19-8	.304	23	4	7	1	0	1	4	0	7	0-1	1.000



SHEA VUCINICH

Infielder
Sophomore
Bats Right, Throws Right
5-11/178
Hayden, Idaho
Coeur d'Alene HS 2007

12

VUCINICH'S WASHINGTON STATE CAREER

FRESHMAN (2008): Played in 52 games, including 51 starts...batted .316 with one home run, and 29 RBI...was 2-for-4 with two RBI in collegiate debut, Feb. 23 vs. Creighton...back-to-back five hits games, at UNLV, Feb. 27, and vs. Wright State, Feb. 29...tied Mike Kinkade's 16-year-old school record with 10-straight hits...drove in four runs against Rebels...had 18 multi-hit games...three hits in first game of doubleheader at No. 25 Oklahoma, March 15 and vs. No. 12 California, March 22...three RBI vs. UC Davis, April 6...two doubles and three RBI vs. No. 2 Arizona State, April 13...three hits and two RBI vs. Gonzaga, April 22...three hits at BYU, May 7...first collegiate home run, May 23 vs. USC...Pacific-10 honorable mention.




VUCINICH'S HIGH SCHOOL CAREER

Earned four letters in baseball, three in football and one in basketball...baseball coach Brian Holgata...tied school record for doubles as a junior with 12...Inland Empire League First Team as a shortstop...garnered first team All-Inland Empire League in football as a senior...co-league MVP.

PERSONAL

Shea Michael Vucinich...born in Coeur d'Alene, Idaho...age 20...father Dana and mother Julie...father played baseball at Portland...two older brothers, Danet and Avery...one younger sister, Ciara...received citation for citizenship in football during 2005-06...enjoys playing whiffle ball...interested in pursuing physical therapy.

YEAR	G-GS	AVG	AB	R	H	2B	3B	HR	RBI	BB	SO	SB-SBA	FPCT
2008	52-51	.316	193	38	61	17	2	1	29	8	34	2-5	.942
Career	52-51	.316	193	38	61	17	2	1	29	8	34	2-5	.942



MATT WAY
Pitcher
Senior
Bats Left, Throws Left
6-2/182
Sitka, Alaska
Sitka HS 2005

46

WAY'S WASHINGTON STATE CAREER

JUNIOR (2008): Made 18 appearances, including five starts... was 4-4 with two saves and team-leading 4.01 ERA in 74 innings... struck out 68... save at No. 25 Oklahoma, March 14... win over No. 12 California, March 22 with six innings of one-run ball and seven strikeouts in relief... struck out career-high nine in five and two-thirds innings out of the bullpen at No. 22 Arizona, April 18... complete game victory, April 25 vs. San Jose State... defeated No. 23 Oregon State, May 3 with eight innings of work... went the distance to defeat USC, May 23... Pacific-10 honorable mention.



SOPHOMORE (2007): Made 13 appearances, including seven starts... posted 2-1 record with one save... started and went six innings for the win against Southern Utah, March 2... seven strikeouts in start and victory at San Jose State, March 9... save with two shutout innings at California, April 1.

FRESHMAN (2006): Made 13 appearances, including two starts... was 1-1 with one save and 4.74 ERA... earned save with three-inning effort at

Hawaii-Hilo, Feb. 17... picked up first collegiate victory with three shutout innings at UC Davis, Feb. 25.

WAY'S HIGH SCHOOL CAREER

Earned four varsity letters in baseball for coach Ed Conway and four in swimming for Robby Jarvill... two varsity letters in wrestling... as a freshman, lettered in baseball and qualified for state swimming meet in 100 fly... reached state meet in both swimming and wrestling as a sophomore... state title in 100 breaststroke as a junior... led team to state title in baseball as a senior... named to National High School Baseball Coaches Association All-District 8 Team and Alaska State All-Tournament team... repeated as 100 breaststroke state champion.

PERSONAL

Matt Way... born in Sitka, Alaska... age 22... parents Jim and Lesa... one younger brother, Brian, and two younger sisters, Caitlin and Meaghan... enjoys fishing and hunting... honor roll student in high school... social sciences major.

YEAR	ERA	W-L	G-GS	CG	SHO	SV	IP	H	R	ER	BB	SO
2006	4.74	1-1	13-2	0	0	1	24 2/3	28	22	13	16	20
2007	7.39	2-1	13-7	0	0	1	35 1/3	45	31	29	23	27
2008	4.01	4-4	18-5	2	0	2	74	72	34	33	21	68
Career	5.04	7-6	44-14	2	0	4	134	145	87	75	60	115



MICHAEL WEBER
Infielder
Junior
Bats Left, Throws Right
6-0/189
Seattle, Wash.
O'Dea HS 2006

10

WEBER'S WASHINGTON STATE CAREER

SOPHOMORE (2008): Played in 51 games, including 30 starts... batted .273 with three home runs and 26 RBI... first collegiate home run in victory over Creighton, Feb. 24... batted .500 (7-for-14) with home run and 10 RBI in three-game series vs. nationally-ranked Oregon State, May 3-5... drove in career-high four runs, May 3 and tied mark with grand slam, May 4... Pacific-10 All-Academic honorable mention.

FRESHMAN (2007): Played in seven games, including one start... batted .167 (1-for-6)... hit came in only at bat against Southern Utah, March 2.



WEBER'S HIGH SCHOOL CAREER


Earned three varsity letters in baseball for coach Bob Blair and three as a quarterback and strong safety for coach Monte Kohle... as a junior, helped O'Dea to 3A state baseball title... All-Metro League Second Team as a second baseman... All-Metro League Second Team as a football safety... as a senior, All-Metro League First Team as a shortstop... earned first team honors as a quarterback and a linebacker.

PERSONAL

Michael Weber... born in Seattle... age 21... mother Kathy... only child... maintained a 3.6 GPA... finance major.

YEAR	G-GS	AVG	AB	R	H	2B	3B	HR	RBI	BB	SO	SB-SBA	FPCT
2007	7-1	.167	6	1	1	0	0	0	0	4	3	0-0	1.000
2008	51-30	.273	128	19	35	8	2	3	26	16	40	1-3	.964
Career	58-31	.269	134	20	36	8	2	3	26	20	43	1-3	.965

Student-Athlete Bios



JAMES WISE
Pitcher
Sophomore
Bats Right, Throws Right
6-1/161
Boise, Idaho
Timberline HS 2007

26

WISE'S WASHINGTON STATE CAREER

FRESHMAN (2008): Made 10 appearances, including four starts...was 0-2 with 7.40 ERA in 24 and one-third innings...pitched three innings, giving up two hits and one unearned run in collegiate debut, Feb. 22 vs. Creighton...gave up one run in three and one-third innings in start vs. Kent State, March 9...yielded one run in three innings of relief vs. No. 25 Oregon State, May 5.

WISE'S HIGH SCHOOL CAREER

Earned three letters in baseball as a pitcher/right fielder for coach Larry Price...posted 5-1 record with 2.20 earned run average as a sophomore...all-conference honorable mention...team was third in the state...as a senior, registered 11-1 mark and 1.50 ERA...struck out 85 in 78 innings...named 5A Southern Idaho Conference Pitcher of the Year...team won district title and finished third in the state...as a senior, team captured league championship and finished third in state.



PERSONAL

James William Wise II...age 20...father James and mother Cheryl...older sister, Paula and younger brother, Troy...collects sports cards...interested in international business major at WSU.

YEAR	ERA	W-L	G-GS	CG	SHO	SV	IP	H	R	ER	BB	SO
2008	7.40	0-2	10-4	0	0	0	24 1/3	34	22	20	8	15
Career	7.40	0-2	10-4	0	0	0	24 1/3	34	22	20	8	15



KYLE BUCHANAN
Catcher
Freshman
Bats Right, Throws Right
6-3/210
Auburn, Wash.
Auburn HS 2008


20

BUCHANAN'S HIGH SCHOOL CAREER

Earned four letters in baseball...played three seasons for head coach Tim Kuykendall and one for Brian Embery...four-time All-South Puget Sound League First Team selection...all-state honoree as a sophomore...team ranked No. 1 in the state for part of senior season...member of the United States Junior National 18-Under team in 2007.

PERSONAL

Kyle Dixon Buchanan...born in Seattle...age 19...father Robert, an importer, and mother Colleen, a homemaker...two older brothers, Bobby and Chad...earned 3.7 prep GPA...hobbies include playing golf and hunting...interested in business major.



PATRICK CLAUSSEN
Infielder
Freshman
Bats Left, Throws Right
6-0/180
Renton, Wash.
Lindbergh HS 2008

11

CLAUSSEN'S HIGH SCHOOL CAREER

Earned four letters in baseball...four-time Seamount League All-Academic First Team selection...All-Seamount League honorable mention as a freshman...team MVP and All-Seamount League First Team shortstop as a junior and senior...all-state second team as a junior.

PERSONAL

Patrick Ray Claussen...born in Bellevue...will turn age 19 midway through the season...father Barry, a bakery merchandiser, and mother Barb, an accountant...younger sister Kayla...recipient of scholar-athlete award in 2007...WSU President's Honor Roll.



ADAM CONLEY
Pitcher
Freshman
Bats Left, Throws Left
6-3/170
Olympia, Wash.
Olympia HS 2008


29

CONLEY'S HIGH SCHOOL CAREER

Two-year letterwinner for head coach Todd McDougall...as a junior, struck out 53, posted a 1.83 earned run average, and held opponents to a .185 batting average...set single-season school records for wins (eight), innings pitched (63), strikeouts (86) and batting average against .129 as a senior and led Bears to third-place finish in state tournament.

PERSONAL

Adam Michael Conley...born in Redmond...will turn age 19 late in the season...father Larry and mother Katy...older brother Jeremy...interested in criminal justice major.



ANTHONY DROBNICK
Pitcher
Freshman
Bats Right, Throws Right
6-3/190
Seattle, Wash.
Seattle Prep School 2008

13

DROBNICK'S HIGH SCHOOL CAREER

Earned four letters for head coach Ed Paulter...All-Metro honorable mention as a freshman...All-Metro Second Team as a sophomore...team captain as a junior...All-Metro First Team, league MVP, and 3A All-State First Team...team captain as a senior...All-Metro First Team designated hitter and 3A All-State Second Team as a pitcher...batted .313 and recorded 0.92 ERA.

PERSONAL

Anthony Gregory Drobnick...born in Seattle...age 19...father Gregory, a senior account manager, and mother Janet, an office manager...enjoys golf, music and movies...member of Seattle Mariners Fall Scout Team in 2006 and 2007...interested in business or engineering major.



GARRETT DeROOY
Pitcher
RS-Sophomore
Bats Right, Throws Right
6-0/190
Duvall, Wash.
Woodinville HS 2006

43

DEROY'S CENTENARY CAREER

Started 53 games as a freshman in 2007, batted .267 and drove in 31 runs...limited to 27 games, including 19 starts, and batted .295 as a sophomore in 2008.

DEROY'S HIGH SCHOOL CAREER

Two-year letterwinner for head coach Terry Agnew...pitcher and shortstop for the Falcons...all-time saves leader at school...team gold glove award as a senior...team won KingCo 4A championship both seasons.

PERSONAL

Garrett DeRooy...born in Bellevue...age 20...father Michael, a construction laborer, and mother Teresa, a teacher...younger brother Bret has signed to play at WSU beginning in 2010...interested in engineering major.



SPENCER JACKSON
Pitcher
Freshman
Bats Left, Throws Left
6-0/200
Aurora, Colo.
Regis Jesuit HS 2008

32

JACKSON'S HIGH SCHOOL CAREER

Earned two letters for head coach Steve Cavnar in baseball...added two letters as a quarterback/defensive back in football...all-city selection as a junior...Raiders finished fifth in state...all-conference quarterback and all-city and all-conference in baseball as a senior...posted 2.46 earned run average with 60 strikeouts.

PERSONAL

John Spencer Jackson...born in Houston...will turn age 19 in first half of the season...father John, a corporate vice president, and mother Charlotte, a nurse...two younger brothers, Eric and Stephen...younger sister Elizabeth...Special Olympics Club president and all-state academic selection in both football and baseball as a junior and senior...interested in communication major.

Student-Athlete Bios



KYLE JOHNSON
Outfielder
Freshman
Bats Right, Throws Right
5-10/170
Coeur d'Alene, Idaho
Lake City HS 2008


3

JOHNSON'S HIGH SCHOOL CAREER

Earned two letters for baseball head coach Cory Bridges...two-year letterwinner as a wide receiver in football...All-Inland Empire League Second Team in football as a junior...team won league and 5A state title...stole 31 bases on the diamond and was named All-Inland Empire League First Team...Wolves won league and 5A state titles...repeated as all-league first team honoree as a senior.

PERSONAL

Kyle Jacob Johnson...born in Portland, Ore...age 19...father Tony, a salesman, and mother Chris, a personal banker...older brother Jay...member of National Honor Society...Idaho Top Scholar...ASB president...interested in architecture or business major.



DAVID OLSON
Pitcher/First Baseman
Freshman
Bats Right, Throws Right
6-3/245
Auburn, Wash.
Auburn HS 2008

16

OLSON'S HIGH SCHOOL CAREER

Earned three letters in baseball for head coach Tim Kuykendall and one for head coach Brian Embury...All-South Puget Sound League third baseman and honorable mention pitcher as a sophomore...batted .471 with 33 RBI and posted 3.38 ERA...All-SPSL first baseman and honorable mention pitcher as a junior...hit two grand slams in one game and pitcher a no-hitter in another...batted .400...was 9-0 with 1.81 ERA...as a senior, All-SPSL First Team, *Seattle Times*, *Seattle P-I*, *Tacoma News Tribune* All-Area and All-State.

PERSONAL

David Swan Olson...born in Renton...age 19...father Denis, a finance budget analyst and mother Sharon, a registered nurse...father played basketball at Skagit Valley Community College...hobbies include fishing, playing golf, photography and hiking...interested in international business or sport management major.



DEREK JONES
Outfielder
Freshman
Bats Left, Throws Left
6-1/205
Snohomish, Wash.
Snohomish HS 2008


25

JONES'S HIGH SCHOOL CAREER

Earned four letters in baseball for head coach Kim Hammons...added three letters on the gridiron as a linebacker/fullback...as a sophomore was All-North Wesco First Team outfielder...second team all-area...all-league and all-area running back as a junior...team captain in baseball...all-league outfielder/pitcher...*Everett Herald* All-Area Player of the Year...WIAA Coaches First Team All-State...as a senior, team captain, all-league and all-state running back and linebacker...team captain, all-league and all-state pitcher on a state champion...*Everett Herald* All-Area Player of the Year...*Seattle P-I* Player of the Year.

PERSONAL

Derek Michael Jones...born in Everett...age 18...father David, a supply director, and mother Terri, a manager...father played golf at Eastern Washington...older brother Tyler...younger sister Lauren...interested in business major.



TOMMY RICHARDS
Infielder
Freshman
Bats Both, Throws Right
5-11/175
Bend, Ore.
Bend HS 2008

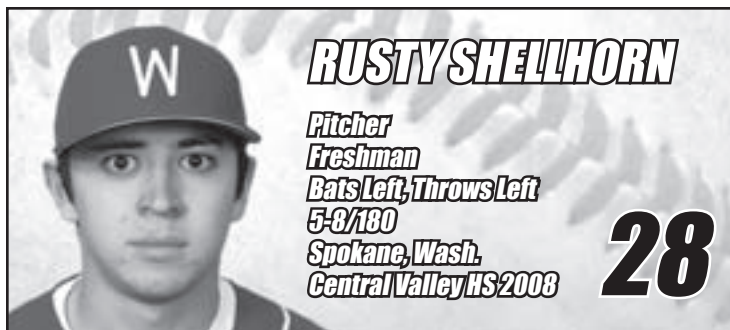
6

RICHARDS'S HIGH SCHOOL CAREER

Earned three letters in baseball for head coach Dan Weber...wide receiver/defensive back and two-year letterwinner in football...All-Intermountain Conference Second Team shortstop as a sophomore...team gold glove award...as a junior, All-IMC First Team shortstop...all-league second team pitcher...team MVP...Under Armour Preseason All-American as a senior...all-league second team defensive back and honorable mention wide receiver...All-IMC First Team shortstop and pitcher...IMC Player of the Year.

PERSONAL

Thomas James Richards...born in Toronto...will turn age 19 in second half of the season...father Jim and mother Mary Ann own a business...older brother Danny...older sister Courtney...enjoys fishing and playing ping pong...volunteer youth baseball coach in Bend...interested in psychology major.



RUSTY SHELLHORN

Pitcher
Freshman
Bats Left, Throws Left
5-8/180
Spokane, Wash.
Central Valley HS 2008

28

SHELLHORN'S HIGH SCHOOL CAREER

Earned two letters in for head coach Barry Poffenroth...as a junior, pitched a no-hitter in first-career varsity start...posted 5-3 record, 2.23 earned run average and 70 strikeouts in 47 innings...All-Greater Spokane League Second Team...team MVP...was 7-3 with 0.78 ERA and 125 strikeouts in 59 innings as a senior...state record 21 strikeouts in seven-inning game...team MVP and captain...Louisville Slugger All-American...National High School Baseball Coaches Association All-District 8...Rawlings All-West Region...Gatorade and Louisville Slugger State Player of the Year...Coaches and Media First Team All-State...All-GSL First Team.

PERSONAL

Rusty George Shellhorn...born in Spokane...will turn age 19 very early in the season...father Bret, a health club owner and mother Julie...younger brother Quinn...younger sister Ivvie...member of high school debate team...National Honor Society...WSU President's Honor Roll.



PARIS SHEWEY

Pitcher
Sophomore
Bats Left, Throws Left
6-1/200
Redmond, Wash.
Redmond HS 2007

21

SHEWEY'S EDMONDS CC CAREER

North Region First Team reliever as a freshman in 2008...recorded 1.28 earned run average with 10 saves.

SHEWEY'S HIGH SCHOOL CAREER

Earned two letters in baseball for head coach Dan Pudwilll...two-year letterwinner in football as a quarterback/linebacker...was 3-0 as a pitcher during junior season...All-KingCo 4A Second Team first baseman as a senior.

PERSONAL

Paris Everett Shewey...born in Bellevue...age 20...father Will, works in demolition, and mother Maria, a dairy manager...two younger brothers, Sean and Nico...enjoys playing Guitar Hero...interested in hospitality business management major.

CURRENT STUDENT-ATHLETES SELECTED IN MLB FIRST-YEAR PLAYER DRAFT



Chad Arnold
Pittsburgh Pirates
36th Round, 2006



Adam Conley
Minnesota Twins
32nd Round, 2008



Rusty Shellhorn
Chicago White Sox
39th Round, 2008



Matt Way
San Francisco Giants
36th Round, 2008



2009 Cougar Captains



Travis Coulter

Senior, 2B, Kennewick, Wash.

Three-year letterwinner...leads active Cougars in batting average (.331), hits (206), runs (121), triples (seven), sacrifices (22) and stolen bases (24)... Pacific-10 Conference honorable mention as a freshman (2006) and junior (2008)... Louisville Slugger Freshman All-American by *Collegiate Baseball*...needs 28 runs and 17 hits to crack the Cougar career top 10...volunteer for Butch's Bash, a WSU Athletics sponsored winter holiday event for children, and Cougar Pride Days, a campus wide community service project...will graduate in May with a bachelor of arts degree in sociology and minor in psychology.

Jared Prince

Senior, RHP/OF, Poulsbo, Wash.

Three-year letterwinner...has started 63-straight games as a hitter and/or pitcher...needs six doubles and 24 RBI to reach the WSU career top 10...made just one error in 268 career chances... All-Pacific-10 Conference First Team, Louisville Slugger Freshman All-American by *Collegiate Baseball* and Third Team All-American by American Baseball Coaches Association in 2006... Pac-10 All-Academic honorable mention each of the last two years...peer academic counselor at WSU mentoring incoming freshmen student-athletes... will graduate in May with a bachelor of arts degree in social science, emphasis on health, anatomy and psychology.



2009 Numerical Roster

NO.	NAME	POS	B/T	HT	WT	YR	EX	HOMETOWN (LAST SCHOOL)
1	COULTER, Travis	2B	L/R	5-8	145	SR	3V	Kennewick, Wash. (Southridge HS)
2	BARTLETT, Cody	SS	R/R	5-7	168	SO*	1V	Kent, Wash. (Kentwood HS)
3	JOHNSON, Kyle	OF	R/R	5-10	170	FR	HS	Coeur d'Alene, Idaho (Lake City HS)
4	JOHNSON, Jeremy	P	R/R	5-10	150	JR*	2V	Centralia, Wash. (Centralia HS)
6	RICHARDS, Tommy	IF	B/R	5-11	175	FR	HS	Bend, Ore. (Bend HS)
8	BURG, Alex	C	R/R	6-0	174	SR	1V	Des Moines, Wash. (Clemson)
9	RATIGAN, Michael	P	R/R	6-3	206	JR	2V	Ephrata, Wash. (Ephrata HS)
10	WEBER, Michael	IF	L/R	6-0	189	JR	2V	Seattle, Wash. (O'Dea HS)
11	CLAUSSEN, Patrick	IF	L/R	6-0	180	FR	HS	Renton, Wash. (Lindbergh HS)
12	VUCINICH, Shea	IF	R/R	5-11	178	SO	1V	Hayden, Idaho (Coeur d'Alene HS)
13	DROBNICK, Anthony	P	R/R	6-3	190	FR	HS	Seattle, Wash. (Seattle Prep)
15	DESMARAIS, John	OF	L/L	5-11	172	SO	1V	Renton, Wash. (Lindbergh HS)
16	OLSON, David	P/1B	R/R	6-3	245	FR	HS	Auburn, Wash. (Auburn HS)
18	PRINCE, Jared	P/OF	R/R	6-2	211	SR	3V	Poulsbo, Wash. (North Kitsap HS)
19	TUBBS, Riley	UT	B/R	6-0	192	SO	1V	Renton, Wash. (Tahoma HS)
20	BUCHANAN, Kyle	C	R/R	6-3	210	FR	HS	Auburn, Wash. (Auburn HS)
21	SHEWEY, Paris	P	L/L	6-1	200	SO	TR	Redmond, Wash. (Edmonds CC)
22	FANELLI, Matt	UT	R/R	6-4	200	JR	2V	Olympia, Wash. (Capital HS)
23	ARGYROPOULOS, Matt	P/3B	R/R	6-1	184	SO	1V	Longview, Wash. (Mark Morris HS)
24	KUYKENDALL, Garry	OF	L/L	5-10	157	SO	1V	Bonney Lake, Wash. (Bonney Lake HS)
25	JONES, Derek	OF	L/L	6-1	205	FR	HS	Snohomish, Wash. (Snohomish HS)
26	WISE, James	P	R/R	6-1	161	SO	1V	Boise, Idaho (Timberline HS)
28	SHELLHORN, Rusty	P	L/L	5-8	180	FR	HS	Spokane, Wash. (Central Valley HS)
29	CONLEY, Adam	P	L/L	6-3	170	FR	HS	Olympia, Wash. (Olympia HS)
30	PONCIANO, Jay	C	L/R	5-9	190	SO*	SQ	Vancouver, Wash. (Hudson's Bay HS)
31	PETERSON, Ryan	1B	L/L	6-3	203	SO	1V	Renton, Wash. (Liberty HS)
32	JACKSON, Spencer	P	L/L	6-0	200	FR	HS	Aurora, Colo. (Regis Jesuit HS)
34	HARVEY, Seth	P	L/R	6-1	208	JR	2V	Olympia, Wash. (River Ridge HS)
35	LAMBERT, Connor	P	R/R	5-11	215	JR	2V	Olympia, Wash. (River Ridge HS)
37	ARNOLD, Chad	P	R/R	6-3	210	SO*	1V	Kennewick, Wash. (Southridge HS)
42	STILLEY, David	P	L/L	6-2	188	FR*	SQ	Silverdale, Wash. (Central Kitsap HS)
43	DeROOY, Garrett	P	R/R	6-0	190	SO*	TR	Duvall, Wash. (Centenary)
45	LAGREID, Greg	C	R/R	6-0	190	SR	3V	Edmonds, Wash. (O'Dea HS)
46	WAY, Matt	P	L/L	6-2	182	SR	3V	Sitka, Alaska (Sitka HS)
50	HUMES, Ross	P	L/L	5-11	171	SR	3V	Federal Way, Wash. (Decatur HS)

* - Used Redshirt

HEAD COACH: Donnie Marbut (7)

ASSOCIATE HEAD COACH: Travis Jewett (44)

ASSISTANT COACH: Gregg Swenson (5)

VOLUNTEER COACH: Gabe Boruff (17)

ATHLETIC TRAINER: Chris Lange

EQUIPMENT MANAGER: Nate Weber

SPORTS INFORMATION CONTACT: Craig Lawson

2009 Outlook

STARTING PITCHERS

RETURNERS

Chad Arnold (RH)	6-3	210	RS-SO	1V	Made 13 starts in 2008.
Ross Humes (LH)	5-11	171	SR	3V	Midweek starter will also be used in long relief.
Jared Prince (RH)	6-2	211	SR	3V	Made 10 starts on the mound in 2008 and will also see time as an outfielder/designated hitter.
Matt Way (LH)	6-2	182	SR	3V	Led Pac-10 with 2.86 ERA in conference games.

NEWCOMERS

Adam Conley (LH)	6-3	170	FR	HS	Drafted in 2008 by the Minnesota Twins.
------------------	-----	-----	----	----	---

MARBUT SAYS:

"Our starting pitching has the most experience we've had since I've been here. Our weekend rotation of Matt Way, Jared Prince and Chad Arnold, as well as Ross Humes, gives us four guys who have started Friday night games."



Matt Way

BULLPEN

RETURNERS

Seth Harvey (RH)	6-1	208	JR	2V	Projected as team's closer in 2009.
Ross Humes (LH)	5-11	171	SR	3V	Second all-time at WSU with 19 saves.
Jeremy Johnson (RH)	5-10	150	JR*	2V	Moved to the bullpen after injury forced him to sit out 2008.
Connor Lambert (RH)	5-11	215	JR	2V	Struck out 13 in 18 1/3 innings as a sophomore.
Michael Ratigan (RH)	6-3	206	JR	2V	Three wins and a save in 19 appearances last season.
David Stilley (LH)	6-2	188	FR*	SQ	Sat out 2008 with an injury.
James Wise (RH)	6-1	161	SO	1V	Posted 1.88 strikeout-to-walk ratio as a freshman.

NEWCOMERS

Anthony Drobnick (RH)	6-3	190	FR	HS	Second Team All-State at Seattle Prep in 2008.
Spencer Jackson (LH)	6-0	200	FR	HS	Posted 2.46 ERA as a senior at Regis Jesuit HS in Aurora, Colo.
Rusty Shellhorn (LH)	5-8	180	FR	HS	Drafted by the Chicago White Sox in 2008.
Paris Shewey (LH)	6-1	200	SO	TR	Posted 1.28 ERA and 10 saves at Edmonds CC last season.

MARBUT SAYS:

"Ross Humes and Jeremy Johnson are two of our better arms. We would like to use both of them in long relief and maybe bridge guys. We feel really good about the back end of our bullpen. Two guys who have pitched really well in the fall are James Wise and Seth Harvey and we expect Harvey to be our closer."



Seth Harvey

CATCHERS

RETURNERS


Alex Burg	6-0	174	SR	1V	Batted .284 last season after transferring from Clemson.
Greg Lagreid	6-0	190	SR	3V	Threw out 35 percent of would-be base stealers in 2008.
Jay Ponciano	5-9	190	RS-SO	SQ	Left-handed hitter who has battled injuries at WSU.

NEWCOMERS

Kyle Buchanan	6-3	210	FR	HS	Member of USA Junior National Team in 2007.
---------------	-----	-----	----	----	---

MARBUT SAYS:

"Catching is probably our biggest strength. I think we have as good of catching as a group as any team in the conference. Greg Lagreid is a three-year starter. Alex Burg is very versatile for us and I can see him being a professional catcher someday. Kyle Buchanan is our catcher of the future and had a tremendous fall."



Greg Lagreid



INFIELD

RETURNERS

Matt Argyropoulos	6-1	184	SO	1V	Made six starts as a freshman last season.
Cody Bartlett	5-7	168	RS-SO	1V	Played in 48 games in 2007.
Travis Coulter	5-8	145	SR	3V	Led WSU with .333 batting average in 2008.
Matt Fanelli	6-4	200	JR	2V	Could see playing time in the outfield as well.
Ryan Peterson	6-3	203	SO	1V	Back up in 2008 who missed fall with an injury.
Shea Vucinich	5-11	178	SO	1V	Collected 20 extra-base hits as a freshman.
Michael Weber	6-0	189	JR	2V	Made 30 starts and drove in 26 runs last season.

NEWCOMERS

Patrick Claussen	6-0	180	FR	HS	Two-time All-Seamont League First Team as a shortstop.
David Olson	6-3	245	FR	HS	Versatile player who could see time as a first baseman and a right-handed reliever.
Tommy Richards	5-11	175	FR	HS	2008 Intermountain Conference (Ore.) Player of the Year.

MARBUT SAYS:

"Travis Coulter has been beat up for two years, but we expect him to be our everyday second baseman. Shea Vucinich had a fine of year as any freshman in the Pac-10 last season and solidified us at shortstop. He has a chance to be one of those real good ones that people talk about for a long time. Matt Argyropoulos and Michael Weber will battle for playing time at third base. Argyropoulos had a great fall and we really like Weber's bat in the line-up. Both could slide to first base if we had to. Matt Fanelli is a versatile guy who can play first base and outfield. David Olson is a newcomer who is going to pitch and play first base. The heir apparent there is Ryan Peterson who missed the fall with a health issue. We look for him to come back and try and get a left-handed bat in the line-up."



Travis Coulter

OUTFIELD

RETURNERS


John Desmarais	5-11	172	SO	1V	Batted .326 in 29 games as a freshman.
Garry Kuykendall	5-10	157	SO	1V	Made 15 starts last season.
Riley Tubbs	6-0	192	SO	1V	Batted .304 in 19 games during 2008 campaign.

NEWCOMERS

Kyle Johnson	5-10	170	FR	HS	All-Inland Empire League First Team in 2008.
Derek Jones	6-1	205	FR	HS	Helped lead Snohomish HS to 2008 state title.

MARBUT SAYS:

"Garry Kuykendall played a lot in center field last year and we expect see a lot of time this season. John Desmarais played quite a bit in left field before getting hurt last season. Jared Prince and Alex Burg can both play right field as well as Matt Fanelli. I can see Riley Tubbs putting himself in the mix. If we had to start today, freshman Derek Jones would start somewhere in the outfield."



John Desmarais

Recruits for 2010

Washington State Head Coach Donnie Marbut announced Nov. 17, 2008 that 11 student-athletes each signed a National Letter of Intent to play baseball for the Cougars beginning in 2010.

Travis Jewett, Washington State's associate coach and recruiting coordinator, talks about the Cougars' most recent recruiting class.



"When putting together a recruiting like we have with this group, it cannot be done by one person. This was a complete team effort by our staff. Both Donnie Marbut and Gregg Swenson had a huge hand in the quality and depth this group brings to the table. I am thankful to each of them for their hard work and commitment to the lifeline of our program, RECRUITING! With that said, as in each class we pursue, we try and fill our needs. We were able to go out and get a nice compliment of right-handed and left-handed pitching as well as some quality bats. It is our vision that these student-athletes will make a positive impact on our program and help us reach our goals of not only winning a Pac-10 championship, but a national championship as well! I truly look forward to these young men arriving on campus."

A.J. Carman, RHP, Salt Lake City (Judge Memorial HS)

Carman is a two-time 3A All-State First Team selection. An All-Region 10 First Team honoree each of the last two seasons, he is 22-2 on the mound in his career, including 20-0 over the last two seasons. He holds Utah state records for career and season doubles, season hits and season RBI. He is on pace to set career records for wins, hits and RBI.

Paul Clingan, C, Lynnwood, Wash. (Mountlake Terrace HS)

Clingan has started 69 games during his career. In 2008, as a junior team captain, he threw out 86 percent of runners trying to steal and helped lead the Hawks to Wesco South League and Wesco District championships.

Travis Cook, RHP, Carnation, Wash. (Cedarcrest HS)

Cook has won 13 games over the last two seasons and helped Cedarcrest reach back-to-back state tournaments. He was a Cascade League Second Team selection as a sophomore after recording 78 strikeouts in 67 innings. As a junior, he accounted for 35 percent of the Red Wolves' victories and earned first team all-league and all-state honors.

Bret DeRooy, LHP, Duvall, Wash. (Woodinville HS)

DeRooy is a two-time All-KingCo Second Team selection. He recorded 19 strikeouts in a game as a junior and enters his senior campaign as an Under Armour Preseason All-American.

Brett Jacobs, SS, Richland, Wash. (Richland HS)

Jacobs batted .465 with a school record 11 home runs, and drove in 41 runs last season. He was an All-Columbia Basin Big-Nine League, all-area and all-state selection. The Washington State Baseball Coaches Association named him the 4A State Player of the Year. He has amassed 38 extra-base hits over the last two seasons and helped lead the Bombers to back-to-back league and district championships as well as the 2007 state title.

Josh Leyland, C, San Dimas, Calif. (San Dimas HS)

Leyland, who will serve as a captain for the Saints in 2009, batted .392 over the last two seasons. He has four home runs during that span, and 60 percent of his hits went for extra bases.

Nico Lytle, RHP, Boise, Idaho (Bishop Kelly HS)

Lytle posted an 8-0 record on the hill last season as a junior. He was the winning pitcher for Bishop Kelly in the district semifinal, state semifinal and 4A state championship game.

Kendall Mayer, RHP, Salt Lake City (Cottonwood HS)

Mayer has posted an 18-0 mark as a pitcher during his prep career. He has been a second team all-state selection each of the last two seasons and was named first team all-region as a sophomore in 2007. The Colts have captured state and Region 6 titles each of the last three seasons.

Richie Ochoa, LHP, Friday Harbor, Wash. (Friday Harbor HS)

Ochoa was Northwest 1A League Most Valuable Player and was named first team all-state last season. He was an All-Northwest 1A League First Team pitcher as a sophomore in 2007.

James Robbins, LHP/1B, Shoreline, Wash. (Shorecrest HS)

Robbins was honored as All-Wesco South League First Team and earned 3A All-State First Team accolades as a pitcher/first baseman during his junior campaign.

Brady Steiger, IF, Port Orchard, Wash. (South Kitsap HS)

Steiger batted .418 as a junior and was named first team all-state as an infielder. He was the Narrows League Bridge Division Most Valuable Player, Narrows League First Team, *Tacoma News Tribune* All-Area and All-Kitsap County as a third baseman.

2009 Opponents

ARIZONA

Game Date(s): April 17, 18, 19 in Pullman
Nickname: Wildcats
Location: Tucson, Ariz.
Enrollment: 37,000
Head Coach: Andy Lopez
2008 Record: 42-19, 12-12 Pac-10 (T-fourth)
Series vs. Washington State: Arizona leads 25-13
Baseball SID: Blair Willis
SID Phone: 520-621-4163 (W)
SID E-Mail: bmv23@email.arizona.edu
Website: www.arizonathletics.com

ARIZONA STATE

Game Date(s): April 10, 11, 12 in Tempe, Ariz.
Nickname: Sun Devils
Location: Tempe, Ariz.
Enrollment: 63,278
Head Coach: Pat Murphy
2008 Record: 49-13, 16-8 Pac-10 (first)
Series vs. Washington State: Arizona State leads 38-8
Baseball SID: Randy Policar
SID Phone: 480-965-6594 (W)/480-734-7793 (C)
SID E-Mail: randy.policar@asu.edu
Website: www.thesundevils.com

CALIFORNIA

Game Date(s): March 27, 28, 29 in Berkeley, Calif.
Nickname: Golden Bears
Location: Berkeley, Calif.
Enrollment: 34,953
Head Coach: David Esquer
2008 Record: 33-21-2, 12-12 Pacific-10 (T-fourth)
Series vs. Washington State: California leads 38-26-1
Baseball SID: Scott Ball
SID Phone: 510-643-1741 (W)/510-334-0793 (C)
SID E-Mail: sball@berkeley.edu
Website: www.calbears.com

UCLA

Game Date(s): April 3, 4, 5 in Pullman
Nickname: Bruins
Location: Los Angeles
Enrollment: 36,890
Head Coach: John Savage
2008 Record: 33-27, 13-11 Pac-10 (third)
Series vs. Washington State: UCLA leads 35-15
Baseball SID: Alex Timiras
SID Phone: 310-206-4008 (W)
SID E-Mail: atimiraos@athletics.ucla.edu
Website: www.uclabruins.com

OREGON

Game Date(s): May 9, 10, 11 in Pullman
Nickname: Ducks
Location: Eugene, Ore.
Enrollment: 20,376
Head Coach: George Horton
2008 Record: None
Series vs. Washington State: WSU leads 140-112-1
Baseball SID: Andria Wenzel
SID Phone: 541-346-0962 (W)/916-838-2346 (C)
SID E-Mail: awenzel@uoregon.edu
Website: www.goducks.com

OREGON STATE

Game Date(s): May 15, 16, 17 in Corvallis, Ore.
Nickname: Beavers
Location: Corvallis, Ore.
Enrollment: 20,100
Head Coach: Pat Casey
2008 Record: 28-24/11-13 Pac-10 (T-sixth)
Series vs. Washington State: WSU leads 220-188-2
Baseball SID: Hank Hager
SID Phone: 541-737-7472 (W)/541-230-0611 (C)
SID E-Mail: hank.hager@oregonstate.edu
Website: www.osubeavers.com

USC

Game Date(s): April 24, 25, 26 in Los Angeles
Nickname: Trojans
Location: Los Angeles
Enrollment: 33,000
Head Coach: Chad Kreuter
2008 Record: 28-28, 11-13 Pac-10 (T-sixth)
Series vs. Washington State: USC leads 58-17
Baseball SID: Jason Pommier
SID Phone: 213-740-3807 (W)/213-725-3529 (C)
SID E-Mail: pommier@usc.edu
Website: www.usctrojans.com

STANFORD

Game Date(s): May 1, 2, 3 in Pullman
Nickname: Cardinal
Location: Stanford, Calif.
Enrollment: 13,198
Head Coach: Mark Marquess
2008 Record: 41-24-2, 14-10 Pacific-10 (second)
Series vs. Washington State: Stanford leads 33-18
Baseball SID: Matt Hodson
SID Phone: 650-725-2959 (W)/650-704-2242 (C)
SID E-Mail: mhodson@stanford.edu
Website: www.gostanford.com

WASHINGTON

Game Date(s): May 22, 23, 24 in Pullman
Nickname: Huskies
Location: Seattle
Enrollment: 42,000
Head Coach: Ken Knutson
2008 Record: 33-22, 11-13 Pacific-10 (T-sixth)
Series vs. Washington State: WSU leads 228-179
Baseball SID: Jeff Bechtold
SID Phone: 206-543-2230 (W)/206-473-8657 (C)
SID E-Mail: bechtold@u.washington.edu
Website: www.gohuskies.com

ARKANSAS

Game Date(s): Feb. 20, 21, 22 in Fayetteville, Ark.
Nickname: Razorbacks
Location: Fayetteville, Ark.
Enrollment: 19,191
Head Coach: Dave Van Horn
2008 Record: 34-24, 14-15 SEC West (fourth)
Series vs. Washington State: WSU leads 2-1
Baseball SID: Phil Pierce
SID Phone: 479-575-7430 (W)/479-283-3353 (C)
SID E-Mail: ppierce@uark.edu
Website: www.arkansasrazorbacks.com

BYU

Game Date(s): April 6, 7 in Pullman
Nickname: Cougars
Location: Provo, Utah
Enrollment: 33,278
Head Coach: Vance Law
2008 Record: 22-36, 10-14 Mountain West (T-fourth)
Series vs. Washington State: WSU leads 21-15
Baseball SID: Ralph Zobell
SID Phone: 801-422-9769 (W)/801-225-0672 (C)
SID E-Mail: ralph.zobell@byu.edu
Website: www.byucougars.com

GONZAGA

Game Date(s): Feb. 24, March 3 in Pullman, April 14, 28 in Spokane
Nickname: Bulldogs
Location: Spokane
Enrollment: 6,923
Head Coach: Mark Machtolf
2008 Record: 30-23, 10-10 West Coast (fifth)
Series vs. Washington State: WSU leads 181-88-1
Baseball SID: Bobby Alworth
SID Phone: 509-313-4227 (W)
SID E-Mail: alworth@athletics.gonzaga.edu
Website: www.gozags.com

LONG BEACH STATE

Game Date(s): March 13, 14, 15 in Long Beach, Calif.
Nickname: 49ers
Location: Long Beach, Calif.
Enrollment: 37,891
Head Coach: Mike Weathers
2008 Record: 38-21, 16-8 Big West (first)
Series vs. Washington State: Long Beach State leads 9-3
Baseball SID: Roger Kirk
SID Phone: 562-985-7565 (W)/562-505-0975 (C)
SID E-Mail: rkirk@csulb.edu
Website: www.longbeachstate.com

NOTRE DAME

Game Date(s): March 8 in Houston
Nickname: Fighting Irish
Location: Notre Dame, Ind.
Enrollment: 8,352
Head Coach: Dave Schrage
2008 Record: 33-21-1, 16-10 Big East (third)
Series vs. Washington State: Notre Dame leads 1-0
Baseball SID: Michael Bertsch
SID Phone: 574-631-8642 (W)/574-532-4154 (C)
SID E-Mail: mbertsch1@nd.edu
Website: www.und.com

OKLAHOMA

Game Date(s): Feb. 27, 28 (DH), March 1 in Pullman
Nickname: Sooners
Location: Norman, Okla.
Enrollment: 29,721
Head Coach: Sunny Golloway
2008 Record: 36-26-1, 9-17-1 Big 12 (eighth)
Series vs. Washington State: WSU leads 6-2
Baseball SID: Craig Moran
SID Phone: 405-325-8231 (W)/405-249-8264 (C)
SID E-Mail: cmoran@ou.edu
Website: www.soonersports.com

ORAL ROBERTS

Game Date(s): March 7 in Houston
Nickname: Golden Eagles
Location: Tulsa, Okla.
Enrollment: 5,500
Head Coach: Rob Walton
2008 Record: 48-14, 24-4 Summit (first)
Series vs. Washington State: WSU lead 7-5
Baseball SID: Kyle Seay
SID Phone: 918-495-7094 (W)/817-455-2127 (C)
SID E-Mail: kseay@oru.edu
Website: www.orugoldeneagles.com

PEPPERDINE

Game Date(s): March 17, 18 in Malibu, Calif.
Nickname: Waves
Location: Malibu, Calif.
Enrollment: 8,000
Head Coach: Steve Rodriguez
2008 Record: 38-21, 14-6 West Coast (second)
Series vs. Washington State: Pepperdine leads 5-4
Baseball SID: Chris Macaluso
SID Phone: 310-506-4333 (W)/765-490-6988 (C)
SID E-Mail: chris.macaluso@pepperdine.edu
Website: www.pepperdinesports.com

PORTLAND

Game Date(s): May 12, 13 in Pullman
Nickname: Pilots
Location: Portland, Ore.
Enrollment: 3,300
Head Coach: Chris Sperry
2008 Record: 21-33, 3-18 West Coast (eighth)
Series vs. Washington State: WSU leads 66-35-1
Baseball SID: Adam Linnman
SID Phone: 503-943-7731 (W)
SID E-Mail: linnman@up.edu
Website: www.portlandpilots.com

RICE

Game Date(s): March 6 in Houston
Nickname: Owls
Location: Houston
Enrollment: 5,145
Head Coach: Wayne Graham
2008 Record: 47-15, 21-3 Conference USA (first)
Series vs. Washington State: First Meeting
Baseball SID: John Sullivan
SID Phone: 713-348-5636 (W)/832-250-9000 (C)
SID E-Mail: jsully@rice.edu
Website: www.riceowls.com

SOUTH DAKOTA STATE

Game Date(s): March 20, 21, 22 in Pullman
Nickname: Jackrabbits
Location: Brookings, S.D.
Enrollment: 11,995
Head Coach: Ritchie Price
2008 Record: 22-27, 9-11 Summit (fifth)
Series vs. Washington State: First Meeting
Baseball SID: Jason Hove
SID Phone: 605-688-4623 (W)
SID E-Mail: jason.hove@sdsstate.edu
Website: www.gojacks.com

UTAH

Game Date(s): April 21, 22 in Salt Lake City
Nickname: Utes
Location: Salt Lake City
Enrollment: 28,619
Head Coach: Bill Kinneberg
2008 Record: 26-28, 10-14 Mountain West (T-fourth)
Series vs. Washington State: WSU leads 8-1
Baseball SID: Brooke Frederickson
SID Phone: 801-581-8302 (W)
SID E-Mail: brooke.frederickson@huntsman.utah.edu
Website: www.utahutes.com

2008 Review

WINNING SEASONS

Washington State recorded a 30-26 record in 2008 marking the third-straight winning season under Cougar Head Coach Donnie Marbut. It is the first time since 1994 when WSU posted its 37th-consecutive winning season that the Cougars have been above the .500 for mark three years in a row.

COUGARS DEFEAT RANKED OPPONENTS

Washington State posted nine wins against nationally-ranked teams. The Cougars won three out of four games at No. 25 Oklahoma, March 14-16, and took two of three at home against No. 23/25 Oregon State, May 3-5. WSU also notched victories against No. 2 Arizona State and No. 12 California at home as well as No. 17 Stanford and No. 30 Washington on the road.

GRAN LEADS ALL-PAC-10 HONORS

Senior Paul Gran was tabbed as a All-Pacific-10 First Team selection as well as the conference's defensive player of the year. He committed one error in 163 chances (.994 fielding percentage) and his .993 mark at third base set a Cougar single-season mark for the position. Junior second baseman/designated hitter Travis Coulter, senior pitcher Jayson Miller, senior first baseman Jim Murphy, senior outfielder Scott Suttmeier, freshman shortstop Shea Vucinich and junior pitcher Matt Way garnered Pac-10 honorable mention. Coulter led the Cougars with a .333 batting average. Miller won a team-high eight games. Murphy belted a team-high 16 home runs and drove in a team-leading 61 runs. Suttmeier batted .327 and hit safely in 29 of his last 31 games. Vucinich tied Murphy for the team lead with 17 doubles. Way posted a team-best 4.01 earned run average.



Paul Gran

PAC-10 PITCHER OF THE WEEK

Junior Ross Humes earned Pacific-10 Conference Pitcher of the Week for March 11-17. The Federal Way native blanked No. 15 Wichita State for five innings on the road in his first start since 2006, and received no decision. He saved both ends of a doubleheader sweep at No. 25 Oklahoma, March 15 and became the first WSU pitcher to accomplish the feat since Reed Rainey in 1985.



Ross Humes

PAC-10 ACADEMICS

Four Cougars were named to the Pacific-10 Conference All-Academic First Team. Senior starting pitcher Jayson Miller (3.69 grade point average as an accounting major), senior relief pitcher Steve Kost (3.59/accounting), junior catcher Greg Lagreid (3.44/finance) and sophomore outfielder Matt Fanelli (3.81/psychology) picked up first team accolades. Miller and Kost each received their third-straight first team award. Lagreid was a second team honoree in 2007 and Fanelli was selected in his first year of eligibility. In addition to the first team recipients, senior outfielder Scott Suttmeier was named second team while senior first baseman Jim Murphy, junior outfielder/pitcher Jared Prince, sophomore pitcher Michael Ratigan and sophomore second baseman Michael Weber were honorable mention. The four first team selections and nine overall led the Pac-10 and were the most for WSU since five first team honorees and 10 overall in 1998.

GRAN EARNS ABCA AWARDS

Senior Paul Gran earned a pair of defensive honors from the American Baseball Coaches Association for the 2008 season. The Bothell native was a Gold Glove recipient for the West Region and was the third baseman on the ABCA/Rawlings Sporting Goods Division I Gold Glove Team.

MILLER EARNS PAIR OF HONORS

Senior pitcher Jayson Miller was named the Pacific-10 Conference Spring Scholar Athlete of the Year for Baseball and was a CoSIDA/ESPN *The Magazine* All-Academic District VIII First Team. Miller was an accounting major with a 3.69 grade point average and posted an 8-1 record with a 4.06 earned run average on the mound. He struck out 74 and walked 17 in 99 and two-thirds innings and pitched at least six frames in each of his 14 starts.



Jayson Miller

KOST SETS APPEARANCES RECORD

Senior relief pitcher Steve Kost closed out his Cougar career with 24 appearances last season to set the WSU all-time record with 89.



Steve Kost

VUCINICH TIES HIT MARK

Freshman shortstop Shea Vucinich went 5-for-5 at UNLV, Feb. 27 and at home against Wright State, Feb. 29 to tie Mike Kinkade's 16-year-old record for consecutive hits at 10. Vucinich delivered two doubles and drove in four runs in a 9-5 win over the Rebels and led a 21-hit attack with a double, triple and two RBI in a 13-4 victory over the Raiders.



Shea Vucinich

QUARTET OF COUGARS DRAFTED

Senior third baseman Paul Gran, senior first baseman Jim Murphy, senior pitcher Jayson Miller and junior pitcher Matt Way were each selected in the 2008 Major League Baseball First-Year Player Draft. It was the most Cougars drafted since 2004 (four). A native of Bothell, Gran was drafted in the seventh round by the Florida Marlins. The third baseman batted .313 with 11 doubles, two triples, 11 home runs, and 55 RBI during his senior campaign and was an All-Pacific-10 Conference First Team selection. He started all 160 games in which he appeared as a Cougar. Gran fielded .994, committing just one error in 163 chances as a senior. His .993 fielding percentage at



third base set a Washington State single-season record for the position. He set a Cougar single-game record with 12 assists against Oregon State, May 4, and was named Pac-10 Defensive Player of the Year. He finished his career 10th on the WSU all-time assists list with 387. Gran was the highest Cougar selected since Bryce Chamberlin in the sixth round by Baltimore in 2004. Murphy was selected in the 17th round by the Philadelphia Phillies. He garnered All-Pac-10 honorable mention after batting .324 as a senior and leading the Cougars in home runs (16), RBI (61), total bases (138), slugging percentage (.667), walks (26) and on-base percentage (.445). He left Washington State as the school record holder in career putouts (1,972, also eighth in NCAA history) and hit by pitches (61, also a Pac-10 record and tied for eighth in NCAA history). He is tied for fourth on the WSU career list with 34 home runs, fifth in games played (218) and sixth in RBI (158). In 2008, he broke his own single-season school record with 574 putouts. The Los Angeles Angels of Anaheim made Miller their 30th-round selection. He was named Pac-10 honorable mention after posting an 8-1 record and 4.06 earned run average as a senior. The southpaw struck out a team-leading 74 and logged a team-high 99 and two-thirds innings. A native of Richland, Miller finished his career tied for third on the Cougars' all-time list with 74 appearances and tied for sixth with 295 and two-thirds innings pitched. Miller's eight victories were the most by a Cougar since Chamberlin in 2004. He pitched at least six innings in each of his 14 starts to become the first WSU hurler since Aaron Sele in 1990 (15 starts) to pitch at least six innings in 14-consecutive starts. Way was selected in the 36th round by the San Francisco Giants. The left-hander made 18 appearances, including five starts during his junior season. He was 4-4 with two saves and a team-leading 4.01 earned run average. The Cougar senior trio all signed and played in their respective organizations while Way decided to return to WSU for his senior season.



Jim Murphy

GAME RESULTS

GAME DATE	OPPONENT	SCORE	RECORD
Feb. 22	CREIGHTON	4-8	0-1
Feb. 23	CREIGHTON	8-3	1-1
Feb. 24	CREIGHTON	5-4	2-1
Feb. 26	at UNLV	12-8	3-1
Feb. 27	at UNLV	9-5	4-1
Feb. 29	WRIGHT STATE	13-4	5-1
March 1	WRIGHT STATE	14-10	6-1
March 2	WRIGHT STATE	7-4	7-1
March 7	KENT STATE	5-9/10-2	8-2
March 8	KENT STATE	21-4	9-2
March 9	KENT STATE	5-3	10-2
March 11	at Kansas State	6-9	10-3
March 12	at #15 Wichita State	4-6	10-4
March 14	at #25 Oklahoma	5-3	11-4
March 15	at #25 Oklahoma	4-3/8-5 (8)	13-4
March 16	at #25 Oklahoma	2-14	13-5
March 20	#12 CALIFORNIA*	1-9	13-6, 0-1
March 21	#12 CALIFORNIA*	4-7	13-7, 0-2
March 22	#12 CALIFORNIA*	5-4 (10)	14-7, 1-2
March 25	GONZAGA	6-2	15-7
March 28	at #17 Stanford*	10-4	16-7, 2-2
March 29	at #17 Stanford*	3-7	16-8, 2-3
March 30	at #17 Stanford*	1-4	16-9, 2-4
March 31	at Santa Clara	5-7	16-10
April 4	UC DAVIS	5-12	16-11
April 5	UC DAVIS	6-4/7-5	18-11
April 6	UC DAVIS	11-13	18-12
April 8	at Gonzaga	8-11	18-13
April 11	#2 ARIZONA STATE*	3-15	18-14, 2-5
April 12	#2 ARIZONA STATE*	10-4	19-14, 3-5
April 13	#2 ARIZONA STATE*	13-16	19-15, 3-6
April 18	at #22 Arizona*	6-7 (12)	19-16, 3-7
April 19	at #22 Arizona*	5-6	19-17, 3-8
April 20	at #22 Arizona*	2-4	19-18, 3-9
April 22	GONZAGA	9-8	20-18
April 25	SAN JOSE STATE	8-3	21-18
April 26	SAN JOSE STATE	7-5	22-18
April 27	SAN JOSE STATE	2-6	22-19
May 3	#23 OREGON STATE*	10-3	23-19, 4-9
May 4	#23 OREGON STATE*	11-4	24-19, 5-9
May 5	#25 OREGON STATE*	9-19	24-20, 5-10
May 6	at BYU	13-7	25-20
May 7	at BYU	12-5	26-20
May 9	at #30 Washington*	3-12	26-21, 5-11
May 10	at #30 Washington*	5-1	27-21, 6-11
May 11	at #30 Washington*	1-5	27-22, 6-12
May 13	at Gonzaga	7-5 (11)	28-22
May 16	at UCLA*	0-10	28-23, 6-13
May 17	at UCLA*	6-7	28-24, 6-14
May 18	at UCLA*	1-2	28-25, 6-15
May 23	USC*	8-5	29-25, 7-15
May 24	USC*	4-2	30-25, 8-15
May 25	USC*	7-8	30-26, 8-16

* - Pacific-10 game

2008 Review

OVERALL STATISTICS FOR WASHINGTON STATE

Record: 30-26 Home: 20-11 Away: 10-15 Neutral: 0-0 Pacific-10: 8-16

(All games Sorted by Batting Average)

Player	AVG	GP	GS	AB	R	H	2B	3B	HR	RBI	TB	SLG%	BB	HBP	SO	GDP	OB%	SF	SH	SB-ATT	PO	A	E	FLD%
1 Coulter, Travis	.333	55	52	228	42	76	8	4	1	29	95	.417	16	4	23	2	.384	2	4	11-15	39	72	8	.933
3 Suttmeier, Scott	.327	53	44	171	35	56	7	1	1	25	68	.398	19	4	22	5	.405	1	4	2-4	74	4	3	.963
44 Murphy, Jim	.324	56	56	207	44	67	17	3	16	61	138	.667	26	20	58	6	.445	1	0	1-2	574	39	9	.986
12 Vucinich, Shea	.316	52	51	193	38	61	17	2	1	29	85	.440	8	5	34	4	.357	1	6	2-5	78	150	14	.942
13 Gran, Paul	.313	54	54	211	50	66	11	2	11	55	114	.540	24	10	41	2	.397	7	0	7-9	40	122	1	.994
18 Prince, Jared	.306	56	56	206	37	63	15	1	6	32	98	.476	19	5	25	4	.375	2	2	0-3	76	12	0	1.000
8 Burg, Alex	.284	47	43	148	29	42	6	1	2	13	56	.378	24	6	27	6	.404	0	2	3-5	115	36	6	.962
45 Lagreid, Greg	.282	51	44	163	24	46	6	1	3	26	63	.387	7	12	20	4	.348	5	2	1-3	269	40	3	.990
10 Weber, Michael	.273	51	30	128	19	35	8	2	3	26	56	.438	16	7	40	1	.379	2	1	1-3	61	100	6	.964
41 Hart, Matt	.500	2	0	2	2	1	0	0	0	0	1	.500	1	0	0	0	.667	0	0	0-0	0	1	0	1.000
15 Desmarais, John	.326	29	21	92	15	30	4	3	1	17	43	.467	5	4	24	1	.382	1	1	6-9	24	3	2	.931
19 Tubbs, Riley	.304	19	8	23	4	7	1	0	1	4	11	.478	0	0	7	0	.304	0	0	0-1	9	1	0	1.000
24 Reynolds, Simi	.245	26	11	53	12	13	2	1	1	7	20	.377	1	5	17	0	.322	0	0	1-2	17	0	0	1.000
22 Fanelli, Matt	.231	33	15	52	8	12	3	1	0	7	17	.327	4	2	15	2	.305	1	1	2-2	21	0	0	1.000
16 Kuykendall, Garry	.230	39	15	74	9	17	2	0	0	12	19	.257	3	4	14	0	.296	0	1	0-2	45	0	3	.938
23 Argyropoulos, Matt	.222	16	7	18	5	4	1	0	0	4	5	.278	1	2	7	1	.318	1	0	0-0	0	11	1	.917
31 Peterson, Ryan	.188	15	0	16	2	3	1	0	0	2	4	.250	0	0	4	0	.188	0	0	0-0	12	0	0	1.000
25 McCormack, Brodie	.000	4	0	1	0	0	0	0	0	1	0	.000	0	0	0	0	.000	0	0	0-0	9	0	1	.900
Totals	.302	56	56	1986	376	599	109	22	47	350	893	.450	174	90	378	38	.380	24	24	37-65	1488	673	63	.972
Opponents	.299	56	56	1980	362	593	116	13	56	337	903	.456	188	57	365	47	.374	18	33	39-70	1474	630	60	.972

LOB - Team (448), Opp (427). DPs turned - Team (52), Opp (46). CI - Team (1), Burg. IBB - Team (8), Gran 3, Prince 2, Coulter, Murphy, Weber, Opp (2).
Picked off - Lagreid 2, Coulter, Desmarais, Gran, Murphy, Vucinich, Weber.

(All games Sorted by ERA)

Player	ERA	W	L	APP	GS	CG	SHO	CBO	SV	IP	H	R	ER	BB	SO	2B	3B	HR	AB	B/Avg	WP	HBP	BK	SFA	SHA
46 Way, Matt	4.01	4	4	18	5	2	0	0	2	74.0	72	34	33	21	68	14	1	5	279	.258	6	4	0	2	3
11 Miller, Jayson	4.06	8	1	15	14	1	0	0	0	99.2	121	49	45	17	74	20	4	9	398	.304	3	3	1	1	7
37 Arnold, Chad	7.67	2	7	15	13	0	0	0	0	58.2	79	55	50	29	34	15	1	11	246	.321	5	6	2	1	4
50 Humes, Ross	4.39	4	4	23	6	0	0	0	6	55.1	63	38	27	12	41	10	1	9	219	.288	2	9	1	2	3
6 Kimbrel, Garrett	4.76	0	0	5	0	0	0	0	0	5.2	3	3	3	9	9	1	0	0	21	.143	1	1	2	0	0
9 Ratigan, Michael	4.94	3	2	19	1	0	0	0	1	31.0	37	25	17	19	17	5	1	2	121	.306	3	1	0	4	1
43 Davis, Andrew	5.50	5	3	27	0	0	0	0	0	34.1	32	22	21	14	32	7	0	1	125	.256	7	5	0	2	5
34 Harvey, Seth	5.71	0	1	17	0	0	0	0	0	17.1	15	11	11	8	15	3	0	3	65	.231	2	3	1	1	3
29 Kost, Steve	6.27	1	0	24	0	0	0	0	1	18.2	21	17	13	16	14	1	0	2	73	.288	1	6	1	1	1
23 Argyropoulos, Matt	6.97	0	0	6	1	0	0	0	0	10.1	18	14	8	9	8	5	1	4	45	.400	3	1	0	1	1
26 Wise, James	7.40	0	2	10	4	0	0	0	0	24.1	34	22	20	8	15	11	3	2	107	.318	3	5	0	0	0
18 Prince, Jared	7.78	2	2	12	10	0	0	0	0	41.2	63	39	36	16	21	13	0	5	172	.366	3	8	2	1	5
49 Tribbett, Tommy	7.94	0	0	5	0	0	0	0	0	5.2	7	6	5	3	4	3	1	0	22	.318	0	2	0	1	0
35 Lambert, Connor	8.35	1	-0	9	2	0	0	0	0	18.1	26	24	17	4	13	8	0	2	82	.317	1	3	0	1	0
8 Burg, Alex	9.00	0	0	1	0	0	0	0	0	1.0	1	1	1	2	0	0	0	0	4	.250	0	0	0	0	0
39 Crowe, Matt	-	0	0	1	0	0	0	0	0	0.0	1	2	2	1	0	0	0	1	1	1.000	0	0	0	0	0
Totals	5.61	30	26	56	56	3	0	0	10	496.0	593	362	309	188	365	116	13	56	1980	.299	40	57	10	18	33
Opponents	6.03	26	30	56	56	3	1	1	12	491.1	599	376	329	174	378	109	22	47	1986	.302	46	90	12	24	24

PB - Team (5), Burg 2, Lagreid 2, McCormack, Opp (9). Pickoffs - Team (9), Miller 3, Davis 2, Humes, Kost, Lambert, Ratigan, Opp (8). SBA/ATT - Lagreid (33-51), Burg (6-11), Humes (13-18), Miller (4-9), Arnold (4-7), Way (4-7), Prince (1-7), Ratigan (4-5), Argyropoulos (2-5), Davis (4-5), Lambert (2-3), Kost (1-2), Tribbett (0-1), Wise (0-1).

PACIFIC-10 CONFERENCE STATISTICS FOR WASHINGTON STATE

Record: 8-16 Home: 6-6 Away: 2-10

(Pacific-10 games only Sorted by Batting Average)

Player	AVG	GP	GS	AB	R	H	2B	3B	HR	RBI	TB	SLG%	BB	HBP	SO	GDP	OB%	SF	SH	SB-ATT	PO	A	E	FLD%
13 Gran, Paul	.323	24	24	93	24	30	5	1	6	21	55	.591	11	4	20	0	.405	3	0	3-5	16	52	1	.986
3 Suttmeier, Scott	.318	24	22	85	16	27	6	0	0	7	33	.388	10	2	8	3	.402	0	2	1-2	34	2	2	.947
44 Murphy, Jim	.314	24	24	86	19	27	7	1	6	20	54	.628	16	8	30	4	.464	0	0	1-1	250	19	3	.989
10 Weber, Michael	.308	20	15	65	7	20	6	1	1	15	31	.477	8	1	17	0	.382	2	0	0-2	30	57	3	.967
1 Coulter, Travis	.297	24	23	101	11	30	2	3	0	7	38	.376	3	1	13	1	.324	0	2	4-6	11	29	2	.952
45 Lagreid, Greg	.293	22	21	75	11	22	1	1	3	17	34	.453	3	6	7	1	.356	3	1	0-1	129	23	1	.993
18 Prince, Jared	.258	24	24	93	14	24	7	0	2	12	37	.398	10	3	12	3	.349	0	2	0-2	34	2	0	1.000
8 Burg, Alex	.242	20	18	62	9	15	4	0	1	7	22	.355	14	1	12	5	.390	0	0	1-2	49	7	1	.982
12 Vucinich, Shea	.230	21	21	74	8	17	4	0	1	9	24	.324	3	2	15	2	.275	1	3	1-1	33	62	8	.922
19 Tubbs, Riley	.400	4	3	5	0	2	0	0	0	0	2	.400	0	0	2	0	.400	0	0	0-1	1	0	0	1.000
22 Fanelli, Matt	.308	9	4	13	2	4	1	0	0	1	5	.385	1	2	3	0	.438	0	0	0-0	2	0	0	1.000
24 Reynolds, Simi	.160	12	5	25	5	4	0	0	1	3	7	.280	1	3	9	0	.276	0	0	0-0	14	0	0	1.000
15 Desmarais, John	.143	6	4	21	1	3	0	1	0	1	5	.238	0	0	8	0	.143	0	0	1-2	3	0	0	1.000
16 Kuykendall, Garry	.100	12	5	20	1	2	1	0	0	1	3	.150	1	1	3	0	.182	0	0	0-0	18	0	0	1.000
23 Argyropoulos, Matt	.000	3	2	4	0	0	0	0	0	0	0	.000	1	0	2	0	.200	0	0	0-0	0	1	1	.500
31 Peterson, Ryan	.000	4	0	4	0	0	0	0	0	0	0	.000	0	0	3	0	.000	0	0	0-0	0	0	0	.000
Totals	.275	24	24	826	128	227	44	8	21	121	350	.424	82	34	164	19	.361	9	10	12-25	636	282	26	.972
Opponents	.301	24	24	846	165	255	44	4	30	156	397	.469	95	25	163	20	.386	6	15	22-33	647	285	13	.986

LOB - Team (186), Opp (186). DPs turned - Team (23), Opp (22). IBB - Team (2), Murphy, Prince, Opp (2). Picked off - Gran, Vucinich, Weber

(Pacific-10 games only Sorted by ERA)

Player	ERA	W	L	APP	GS	CG	SHO	CBO	SV	IP	H	R	ER	BB	SO	2B	3B	HR	AB	B/Avg	WP	HBP	BK	SFA	SHA
46 Way, Matt	2.86	3	2	9	4	1	0	0	0	50.1	39	16	16	17	48	7	1	3	178	.219	5	2	0	1	3
11 Miller, Jayson	3.99	4	1	8	8	1	0	0	0	58.2	70	28	26	13	40	12	2	7	233	.300	2	3	0	1	3
50 Humes, Ross	6.44	1	3	9	4	0	0	0	1	29.1	43	32	21	9	21	5	0	9	127	.339	2	7	1	1	2
49 Tribbett, Tommy	0.00	0	0	1	0	0	0	0	0	2.0	1	0	0	0	1	1	0	0	7	.143	0	0	0	0	0
6 Kimbrel, Garrett	4.50	0	0	1	0	0	0	0	0	2.0	2	1	1	4	2	1	0	0	8	.250	1	0	2	0	0
26 Wise, James	7.11	0	1	3	0	0	0	0	0	6.1	7	5	5	3	5	1	1	0	26	.269	1	2	0	0	0
37 Arnold, Chad	7.66	0	4	6	5	0	0	0	0	22.1	32	23	19	9	15	5	0	4	95	.337	2	2	0	0	1
18 Prince, Jared	7.94	0	2	4	3	0	0	0	0	11.1	16	12	10	8	7	2	0	2	47	.340	1	2	0	0	1
29 Kost, Steve	8.64	0	0	9	0	0	0	0	0	8.1	10	12	8	8	6	0	0	2	33	.303	1	4	0	1	1
34 Harvey, Seth	9.00	0	1	5	0	0	0	0	0	5.0	4	5	5	5	6	1	0	1	18	.222	2	0	0	0	1
8 Burg, Alex	9.00	0	0	1	0	0	0	0	0	1.0	1	1	1	2	0	0	0	0	4	.250	0	0	0	0	0
9 Ratigan, Michael	15.26	0	0	7	0	0	0	0	0	7.2	15	16	13	9	5	4	0	0	36	.417	2	1	0	1	1
43 Davis, Andrew	16.20	0	2	9	0	0	0	0	0	6.2	13	12	12	6	6	5	0	1	29	.448	3	2	0	1	2
23 Argyropoulos, Matt	18.00	0	0	1	0	0	0	0	0	1.0	2	2	2	2	1	0	0	1	5	.400	1	0	0	0	0
Totals	5.90	8	16	24	24	2	0	0	1	212.0	255	165	139	95	163	44	4	30	846	.301	23	25	3	6	15
Opponents	5.01	16	8	24	24	3	1	1	5	215.2	227	128	120	82	164	44	8	21	826	.275	20	34	3	9	10

PB - Team (2), Burg 2, Opp (3). Pickoffs - Team (1), Miller, Opp (3). SBA/ATT - Lagreid (21-30), Humes (13-16), Arnold (2-4), Way (2-4), Miller (1-3), Ratigan (1-2), Prince (1-2), Davis (2-2), Burg (1-1).

Cougar Baseball History

Cougar baseball is almost as old as Washington State University. Classes met for the first time Jan. 13, 1892, and in March of that year the students organized a baseball team. It is only natural that baseball should have been the first organized sport at Washington State, since at the time the University was founded the game was immensely popular all over the country.

The 1995 season marked a special celebration in Cougar baseball history. It was the 100th year WSU had fielded a baseball team. Following the first season, 1892, play was discontinued and did not resume until 1896. After another brief interruption from play in 1897, baseball became a regular on the sports menu and has been played every year beginning in 1898.

The first game played by the first Cougar team is recorded as a 26-0 win over the Pullman Military College on March 12, 1892. The military school was located on what is now known as "Military Hill" in the northwest part of Pullman. The school was destroyed by fire in 1893.

Captains, chosen by the players, ran the early Cougar baseball teams. From 1892 through 1900 the Cougars won 21 games and lost nine without benefit of a regular coach.

H. E. Loughheed is regarded as the first official baseball coach at Washington State. He served from 1901 through 1903, and his teams won 24 games while losing 18. Since then, the school has had regularly assigned coaches, some of them football coaches putting in time between seasons, and in the World War I years of 1916-20, athletic director J. Fred "Doc" Bohler took over the task.

Baseball really came of age at Washington State with the appointment of Arthur B. "Buck" Bailey in 1927. Buck came to Pullman with football coach Orin E. "Babe" Hollingbery in the fall of 1926. A famous football player at Texas A&M and Bethany College and the captain of the West team in the first East-West Shrine Football Game played, Bailey also was a baseball player of note. From 1927 to 1942, Buck coached Hollingbery's line during the football season and ran the Cougar baseball program in the spring. He took three years off during World War II, then returned to boss the diamond teams here from 1946 until his retirement in 1961.

Bailey was baseball and baseball was Bailey at Washington State. Buck gave the Cougars their most consistent winner in any sport, and he did it with such flair that Washington State was almost as popular on the road as at home. In 32 seasons, Buck's Cougars won 11 Northern Division titles and finished second an equal number of times. His greatest team—the 1950 squad—posted a mark of 32-6 and finished second in the College World Series in Omaha, Neb.

When Bailey retired in 1961, one of his finest players returned to Washington State to take over his squad. Chuck "Bobo" Brayton, three-time All-Northern player and twice captain of the Cougars

BRAYTON'S MILESTONES

3-22-62:	1st win (and game), 9-4 vs. Gonzaga at Lewiston;
5-21-65:	100th win, 2-1 vs. Washington at Seattle;
3-27-69:	200th win, 8-0 vs. W. Washington at Lewiston;
4-15-72:	300th win, 5-0 vs. Washington at Seattle;
3-24-75:	400th win, 18-2 vs. Cornell at Riverside, Calif.;
5-1-77:	500th win, 6-2 vs. Washington at Seattle;
3-16-80:	600th win, 9-7 vs. LCSC at Lewiston;
4-9-83:	700th win, 11-6 vs. CWU at Pullman;
4-30-83:	1,000th WSU game, 6-2 vs. Gonzaga at Pullman;
5-1-85:	800th win, 10-4 vs. Whitworth at Pullman;
3-16-88:	900th win, 6-5 vs. Clemson at Fresno, Calif.;
4-11-90:	1,000th win, 14-6 vs. E. Washington at Pullman;
3-7-93:	1,100th win, 9-6 vs. Gonzaga at Lewiston;
5-20-94:	Last game, 11-9 vs. Portland at Pullman.

in the 1946-48 era, when Bailey's teams won two Northern Division titles, succeeded Bailey at Cougarville. Brayton coached at Yakima Valley College after receiving his degree at Washington State in 1950, where he became Washington State's first baseball All-American for his play at shortstop in 1947. Brayton continued the winning tradition at Washington State, becoming the winningest coach in WSU athletics history, surpassing the legendary Bailey.


When Brayton retired in 1994, he did so not only as the winningest coach in WSU history with 1,162 victories, but as the fourth winningest baseball coach in the history of NCAA Division I play.

Steve Farrington (1995-2000) succeeded Brayton after an outstanding career at Lower Columbia College. In January, 2000, the home of Cougar baseball was re-dedicated in honor of both Bailey and Brayton. The complex is now known as Bailey-Brayton Field.

Tim Mooney (2001-04), after a great 14-year run at Albertson College, took over for Farrington and spent four seasons at WSU before resigning after the 2004 season.

Donnie Marbut is the third coach to direct WSU baseball fortunes since Brayton's retirement. Marbut took over in 2005 after one year as a Cougar assistant and four years as the head coach at Edmonds Community College. The Portland State graduate (1997) was 152-38 at Edmonds. Marbut has amassed 115 wins, the most by a Cougar mentor in his first four years on the Palouse. Washington State has posted three-straight winning seasons for the first time since 1994 when the Cougars recorded their 37th-straight campaign above .500.

Bailey-Brayton Field (then Bailey Field) was relocated in 1980, giving Washington State one of the finest collegiate baseball facilities on the West Coast. The stadium seats 3,500 and has an electronic scoreboard and message board. A \$250,000 lighting project was completed during the 1984 season. In 2004, FieldTurf was installed throughout the field making Bailey-Brayton a nearly-rain proof facility. The only dirt in on the diamond is the pitcher's mound. In 2006, an Indoor Hitting and Pitching facility was completed off the right field line. Three hitting tunnels, three pitching mounds and a meeting/video room are housed within 5,500 square feet.



"Bobo" Brayton, 1962-94



"Buck" Bailey, 1927-42, 1946-61



Jack Friel, 1943-45

WSU Win-Loss Record by Year

YEAR	W	L	CONFERENCE			CAPTAIN(S)
			W	L	FINISH	
1892	11	1				F. McReynolds
1896	1	0				L. B. Long
1898	5	3				J. Winston
1899	4	2				B. Hamilton
1900	0	3				S. N. Davis
1901	10	6				H. Mumm
1902	5	7				L. Thompson
1903	9	5				F. T. Barnard
1904	10	2				E. W. Thorpe
1905	8	2				E. E. Saunders
1906	12	10				F. Brown
1907	16	3				F. Brown
1908	14	4				C. Weller
1909	5	11				L. Buck
1910	7	12	6	9	5th	L. Buck
1911	10	7	9	6	2nd	H. Bradley
1912	5	6	3	4	3rd	E. Pape
1913	11	3	7	1	1st	R. McElroy
1914	12	6	7	1	1st	C. Casad
1915	16	6	8	0	1st	A. Anderson
1916	9	7	6	0	1st	A. Hartman
1917	6	0				L. Passmore
1918	13	1	11	1	1st	B. Lewis
1919	10	6	1	4	4th	D. Kuehl
1920	9	13	2	7	6th	N. Kulzer
1921	17	6	8	4	2nd	M. Rocky
1922	15	6	10	6	3rd	R. Sandberg
1923	16	6	9	3	2nd	S. Bray
1924	21	9	16	9	1st	H. Cooke
1925	9	8	4	7	4th	H. Weingarten
1926	20	6	6	2	2nd	
1927	13	5	6	2	1st	
1928	13	7	6	2	T-1st	
1929	14	9	9	7	2nd	
1930	16	8	8	8	4th	
1931	15	10	9	7	2nd	
1932	19	7	11	4	2nd	
1933	16	5	8	4	1st	
1934	14	8	7	5	2nd	
1935	15	12	8	8	T-3rd	J. Caraher
1936	15	8	12	4	1st	
1937	16	7	12	4	2nd	G. Nethercutt
1938	12	15	10	6	T-1st	C. Carlson
1939	16	13	10	6	2nd	A. Brannford
1940	18	10	9	6	2nd	D. Emerson
1941	17	13	8	8	T-3rd	V. Butts
1942	23	11	7	7	T-2nd	C. Dosskey
1943	10	16	6	10	4th	
1944	10	3	3	1	1st	
1945	9	5	3	0	1st	
1946	17	13	6	10	4th	J. Hemel
1947	23	11	11	5	1st	C. Brayton/B. Faller
1948	21	7	8	3	1st	C. Brayton
1949	33	9	12	4	1st	T. Marier
1950	32	6	12	2	1st	C. Carr
1951	30	11	11	5	2nd	C. Carr
1952	19	15	6	10	4th	B. Boytz
1953	14	14	8	8	3rd	G. Kranc
1954	18	12	7	9	4th	S. Poppe
1955	13	8	6	4	3rd	T. Sparks
1956	28	8	11	3	1st	J. Bartow
1957	14	21	5	11	5th	J. Trembly

YEAR	W	L	CONFERENCE			CAPTAIN(S)
			W	L	FINISH	
1958	19	11	9	5	T-2nd	G. Whiting
1959	20	15	10	6	2nd	D. Jones
1960	29	6	9	2	1st	A. Kangas
1961	21	10	8	4	1st	N. August
1962	18	12	8	5	3rd	P. Tomlinson
1963	24	8	7	7	3rd	R. Langhans
1964	31	9	10	6	2nd	D. Pate/B. Stephens
1965	33	8	14	4	1st	J. Olerud
1966	35	8	15	1	1st	D. Ford
1967	22	10	7	6	6th	J. Hannah
1968	29	9	11	7	3rd	J. Hannah
1969	27	15	8	13	T-6th	S. Dickerson
1970	30	11	9	6	1st	M. Perez
1971	34	15	7	8	1st	M. Perez/T. Thomas
1972	29	13	14	4	T-1st	T. Heaton/F. Jackson
1973	40	15	15	3	1st	S. Merkley
1974	38	9	14	4	T-1st	M. Chamberlain
1975	33	18	13	5	1st	R. Schafer
1976	43	15	16	2	1st	P. Westendorf
1977	39	17	14	4	1st	G. Chandler/M. Maxwell
1978	41	17	15	3	1st	J. Carrithers/D. Edler/ J. Lauer
1979	40	11	12	3	1st	D. Crow
1980	36	10	11	3	1st	D. Wodrich
1981	27	25	11	7	T-2nd	C. Hill/R. Pavey
1982	34	16	16	8	T-1st	F. Bogart
1983	40	16	16	8	2nd	M. Miller
1984	41	20	15	6	T-1st	J. Skurla
1985	45	22	16	8	1st	T. Odom
1986	35	24	11	12	4th	G. Normand
1987	44	19	18	6	1st	J. Hooper/L. Hoppes
1988	52	14	18	4	1st	P. Blanksma
1989	37	20	16	8	1st	J. Connor/J. Olerud
1990	48	19	19	5	1st	J. Connor
1991	37	25	14	6	1st	R. Ramsey
1992	31	23	16	14	2nd	T. Thompson/E. Wulf
1993	34	24	16	14	T-3rd	M. Kinkade
1994	35	26	11	19	5th	K. Brunstad/M. Kinkade
1995	28	30	18	12	1st	M. Kinkade
1996	26	35	12	12	3rd	J. Fowler/J. Hamik/J. Horner
1997	13	42	7	17	3rd	T. Belitz/J. Hairston
1998	25	24	12	12	3rd	C. Kelley/O. Vigeland
1999	24	31	4	20	9th	D. Edler/S. Gleason/ S. Stevenson
2000	20	36	6	18	9th	R. Hattenburg/T.. Meldahl
2001	15	39	6	18	9th	S. Bailie/D. Davis/B. Gates
2002	21	33	6	18	9th	W. Falkenberg/B. Gates/ E. Hecker
2003	19	37	7	17	T-8th	J. Baeder/T. Banaszak/ W. Falkenberg
2004	29	26	9	15	T-8th	G. Alwert/C. Henderson/ A. McKenzie/B. Reddinger
2005	21	37	1	23	9th	Z. Franklin/Z. Kosturos
2006	36	23	10	14	8th	Z. Franklin/Jay Miller
2007	28	26	10	14	T-6th	Je. Miller/J. Prince
2008	30	26	8	16	9th	S. Kost/J. Murphy S. Reynolds

2445 1483 967 688 **41 League Championships**
(17 Ties) (2 Ties)

Conferences: Northwest 1910-1918, 1924; Pacific Coast 1919-1922;
Northern Division 1923, 1925-1966; Pacific-8 1967-1969; Pacific-8 North
1970-78; Pacific-10 North 1979-1998; Pacific-10 1999-Present.

WSU Baseball vs. Opponents

OPPONENT	W	L	T	PCT.	SHO	First-Last	OPPONENT	W	L	T	PCT.	SHO	First-Last
Air Force	1	0	0	1.000	1-0	2007-2007	Navy	1	0	0	1.000	0-0	1996-1996
Alabama	1	0	0	1.000	0-0	1950-1950	Nebraska	2	2	0	.500	0-0	1986-2000
Arizona	13	25	0	.342	0-1	1974-2008	Nevada	10	5	0	.667	0-0	1965-2004
Arizona State	8	38	0	.174	0-3	1973-2008	UNLV	8	5	0	.615	1-0	1976-2008
Arkansas	2	1	0	.667	0-0	1987-2000	New Mexico	1	0	1	.750	0-0	1992-1994
Baylor	0	2	0	.000	0-0	1987-1987	New Mexico State	3	1	0	.750	0-0	1999-1999
Birmingham-Southern	3	0	0	1.000	0-0	2004-2004	North Carolina	0	1	0	.000	0-0	1993-1993
Boise State	13	2	0	.867	1-0	1971-1980	North Carolina State	1	0	0	1.000	0-0	1993-1993
Bradley	0	1	0	.000	0-0	1956-1956	Northern Colorado	6	1	0	.857	1-0	1975-2006
BYU	21	15	0	.583	1-2	1971-2008	Northwest Nazarene	3	0	0	1.000	1-0	1971-1976
Bucknell	1	0	0	1.000	0-0	2006-2006	Northwestern	1	1	0	.500	0-0	1983-2004
California	26	38	1	.408	3-3	1902-2008	Notre Dame	0	1	0	.000	0-0	1995-1995
UC Davis	5	4	0	.556	1-0	1969-2008	Ohio State	0	3	0	.000	0-1	1965-1998
UC Irvine	2	3	0	.400	0-1	1984-2004	Oklahoma	6	2	0	.750	0-0	1976-2008
UCLA	15	35	0	.300	1-5	1967-2008	Oklahoma State	1	4	0	.200	1-0	1987-2001
Cal Poly Pomona	1	0	0	1.000	0-0	1989-1989	Oral Roberts	7	5	0	.583	1-0	1977-2004
UC Riverside	4	4	0	.500	0-0	1973-1989	Oregon	140	112	1	.555	13-14	1906-1981
UC Santa Barbara	1	4	0	.200	0-0	1981-2000	Oregon State	220	188	2	.539	23-17	1910-2008
Cal State Fullerton	5	3	0	.625	0-0	1976-1988	Oregon Tech	2	0	0	1.000	1-0	1983-1984
Cal State Northridge	11	8	0	.579	0-0	1995-2007	Pace	2	1	0	.667	0-0	2002-2002
Central Washington	46	5	0	.902	10-0	1956-2001	Pacific	2	12	0	.143	0-0	1979-2004
Chapman	0	1	0	.000	0-0	1975-1975	Pacific Lutheran	7	1	0	.875	0-0	1981-1988
Charleston Southern	1	0	0	1.000	0-0	2006-2006	Pennsylvania	1	0	0	1.000	0-0	1990-1990
Chicago State	3	1	0	.750	2-0	2006-2006	Pepperdine	4	5	0	.444	0-0	1976-2004
Chico State	5	1	0	.833	1-0	1970-1985	Pittsburgh	1	0	0	1.000	0-0	1977-1977
Clemson	1	0	0	1.000	0-0	1988-1988	Portland	66	35	1	.652	4-0	1947-2007
College of Idaho	15	2	0	.882	1-0	1926-1994	Portland State	72	31	0	.699	6-2	1973-1998
Concordia Lutheran	1	0	0	1.000	0-0	1990-1990	Puget Sound	13	4	0	.764	5-1	1935-1993
Connecticut	1	0	0	1.000	0-0	1965-1965	Rider	2	1	0	.667	1-0	2007-2007
Cornell	1	0	0	1.000	0-0	1975-1975	Rutgers	2	0	0	1.000	0-0	1950-1990
Creighton	2	1	0	.667	0-0	2008-2008	Sacramento State	21	15	0	.600	4-1	1962-2005
Dartmouth	1	0	0	1.000	0-0	1996-1996	St. Johns	2	1	0	.667	0-0	1983-1990
Davidson	1	0	0	1.000	0-0	1991-1991	St. Mary's	3	1	2	.667	0-0	1962-2004
East Tennessee State	1	0	0	1.000	0-0	2006-2006	San Diego State	6	9	0	.400	0-1	1984-2000
Eastern Oregon	25	2	0	.926	4-0	1976-1994	San Francisco	4	2	0	.667	0-0	1964-2007
Eastern Washington	104	19	0	.839	25-2	1907-1990	San Jose State	14	8	0	.636	4-4	1962-2008
Florida International	3	0	0	1.000	0-0	1990-1990	Santa Clara	11	4	0	.733	0-0	1966-2008
Florida State	0	2	0	.000	0-0	1988-1989	Seattle	9	5	0	.643	1-0	1952-1984
Fresno State	9	15	0	.375	1-2	1966-2006	Seattle Pacific	1	0	0	1.000	0-0	1968-1968
George Fox	2	0	0	1.000	0-0	1993-1994	Seton Hall	0	1	0	.000	0-0	1984-1984
George Washington	1	0	0	1.000	0-0	1988-1988	Southeastern Louisiana	2	1	0	.667	0-0	2005-2005
Gonzaga	181	88	1	.672	20-11	1911-2008	USC	17	58	0	.227	1-3	1948-2008
Grand Canyon	1	2	1	.375	0-0	1980-1996	Southern Illinois	1	0	0	1.000	1-0	1975-1975
Harvard	1	0	0	1.000	0-0	1989-1989	SMU	0	1	0	.000	0-0	1975-1975
Hawaii	11	19	0	.367	1-0	1969-2005	Southern Oregon	1	0	0	1.000	0-0	1980-1980
Hawaii-Hilo	20	3	0	.870	1-0	1985-2006	Southern Utah	1	0	0	1.000	1-0	2007-2007
Hawaii-Pacific	6	2	0	.750	0-1	1984-1995	Stanford	18	33	0	.353	3-3	1950-2008
Houston	1	0	0	1.000	0-0	1998-1998	Stanislaus State	0	1	0	.000	0-0	1981-1981
Humboldt State	1	0	0	1.000	0-0	1973-1973	Stetson	1	0	0	1.000	0-0	1986-1986
Huron College	1	0	0	1.000	1-0	1983-1983	Tennessee	1	0	0	1.000	0-0	1992-1992
Idaho	338	54	2	.862	36-5	1896-1980	Texas	5	9	0	.357	0-1	1950-2007
Idaho State	4	0	0	1.000	2-0	1969-1972	Texas A&M	4	7	0	.364	1-1	1987-2002
Illinois-Chicago	2	1	0	.667	0-0	2007-2007	Texas-Arlington	1	1	0	.500	0-0	2000-2000
Iowa	1	0	0	1.000	0-0	1988-1988	TCU	2	1	0	.667	0-0	1996-1997
Iowa State	0	2	0	.000	0-2	1990-1990	Texas-Pan American	2	1	0	.667	0-0	2004-2004
Kansas State	1	2	0	.333	0-0	1989-2008	Texas Tech	1	0	0	1.000	0-0	1986-1986
Kennesaw State	0	1	0	.000	0-0	2006-2006	Troy State	1	0	0	1.000	0-0	2002-2002
Kent State	4	1	0	.800	0-0	2002-2008	Tufts	1	0	0	1.000	0-0	1950-1950
Kentucky	3	0	0	1.000	0-0	1994-2002	U. S. International	2	0	0	1.000	0-0	1988-1989
Lafayette	1	0	0	1.000	0-0	2006-2006	Utah	8	1	0	.889	0-0	1971-1988
Lewis and Clark	3	0	0	1.000	1-0	1964-1966	Utah Valley State	7	3	0	.700	0-0	2004-2007
Lewis-Clark State	138	101	0	.577	20-5	1905-2007	Valdosta	1	0	0	1.000	0-0	1978-1978
Linfield	3	0	0	1.000	0-0	1991-1994	Vanderbilt	1	0	0	1.000	0-0	1973-1973
Long Beach State	3	9	0	.250	0-2	1988-2003	Virginia Tech	1	0	0	1.000	0-0	1989-1989
Loyola-Marymount	1	0	0	1.000	0-0	1990-1990	Wake Forest	1	0	0	1.000	0-0	1993-1993
Maine	3	2	0	.600	1-0	1976-1994	Washington	228	179	0	.560	21-12	1901-2008
Massachusetts	0	1	0	.000	0-0	1973-1973	Western Washington	8	0	0	1.000	4-0	1969-1991
Meji University	1	0	0	1.000	0-0	1924-1924	Whitman	199	77	2	.718	34-17	1898-1986
Miami (Fla.)	1	1	0	.500	1-0	1990-1990	Whitworth	36	3	0	.923	6-0	1954-1997
Miami (Ohio)	0	1	0	.000	0-0	2006-2006	Wichita State	0	4	0	.000	0-0	1991-2008
Minnesota	2	0	0	1.000	0-0	1988-1999	Willamette	4	0	0	1.000	1-0	1906-1982
Missouri	1	1	0	.500	0-0	1977-2006	Wright State	3	0	0	1.000	0-0	2008-2008
Montana	43	14	0	.754	7-2	1915-1971	Wyoming	2	1	0	.667	0-0	1979-1992
Montana State	10	3	0	.769	4-0	1915-1971	Non-College (4 yr.)	172	101	3	.629	31-9	1892-1973

College World Series



1950

The Cougars roared to a 14-2 start and cruised to a 27-4 mark in the regular season, including a 12-2 record and first-place finish in the Pacific Coast Conference Northern Division. WSC swept a pair of games in Pullman against Stanford to capture the PCC crown and traveled to Omaha, Neb., for the first College World Series at the site. After defeating Tufts in the opener, future Major League pitcher Gene Conley and Rod Keough pitched back-to-back complete game victories over Alabama and Rutgers, respectively. WSC was routed by Texas and the Longhorns defeated Rutgers to set up a winner-take-all game with the Cougars. Despite three hits by shortstop Eddie Coleman, the Cougars were blanked 3-0 and finished national runner-up with a 32-6 record.

1956

After a 6-3 start, Washington State ripped off 15-straight wins and went on to post a 26-6 regular season record. Included in the winning streak were five wins by Jerry Bartow, including four of his school single-season record 10 complete games. The Cougars won the Pacific Coast Conference Northern Division with an 11-3 mark and hosted USC with the PCC title and NCAA District 8 spot in the College World Series on the line. Bartow bested the Trojans on a six-hitter in the opener and Bill Rich, who batted .422 in 90 at bats during the season, drove in all five runs in game two and the Cougars swept the series. In Omaha, Neb., Bradley defeated WSC 4-3 in the opener and New Hampshire handed Ron Aiken his only loss of the season to eliminate the Cougars.



1965

Washington State won 16 of its first 17 outings, including 12-straight to open the season, and rolled to a 29-6 regular season record. The Cougars won the Pacific Coast Northern Division at 14-4 and hosted Stanford in the NCAA District 8 Playoff. In the opener against the Indians, Harold Brunstad plated two runs with a double in the eighth to life WSU to a 2-1 victory and the Cougars routed Stanford 13-3 in game two to give head coach Bobo Brayton his first trip to the College World Series. In Omaha, Neb., WSU split its first two games, defeating Texas and losing to Ohio State. The Cougars edged Connecticut by a run to set up a rematch with the Buckeyes that turned out to be a classic. Steve Arlin struck out 20 Cougars and Ohio State pushed across an unearned run in the 15th inning for a 1-0 win that ended WSU's season. The Cougars finished fourth in the nation according to *Collegiate Baseball*.

1976

The Cougars won their final 10 regular season games to finish 39-12 and win the Pacific-8 Conference with a 16-2 record. Washington State hosted the NCAA West Regional where the Cougars blasted four home runs, including three off future big-league hurler Mike Scott, to defeat Pepperdine in the opener. WSU took two of three games from Cal State Fullerton behind a pair of wins from tournament MVP Bob Sherwood and advanced to the College World Series in Omaha, Neb. At the CWS, Washington State scored in five of the first six innings and defeated Oklahoma in the first round before losing to Arizona State and Maine to end the season 43-15. Future big-league pitcher Eric Wilkins led the Cougars with 10 victories and WSU averaged over seven runs a game on offense.

WSU Award Winners and All-Star Selections

COUGAR AWARD WINNERS

Coaches Cup (MVP)

1962	Pat Crook	1986	Bill Cruikshank
1963	Tom Seidel	1987	Jeff Hooper, Rob Smith
1964	John Olerud	1988	John Olerud
1965	John Olerud	1989	Tim Kuykendall
1966	Dan Frisella	1990	Scott Hatteberg
1967	Jim Hannah	1991	Scott Hatteberg
1968	Rick Austin	1992	Mike Kinkade
1969	Bob Williams	1993	Kevin Brunstad, Mike Kinkade
1970	Pete Duncan	1994	Mike Kinkade
1971	Bob Waits	1995	Mike Kinkade
1972	Frank Jackson	1996	Mike Wetmore
1973	Steve Merkley	1997	Steve, Curran, Casey Kelley
1974	Marv Chamberlain	1998	Casey Kelley
1975	Doug Simon	1999	Jason Grove, Ray Hattenburg
1976	Bob Sherwood	2000	No Award Given
1977	Phil Westendorf	2001	Bookie Gates
1978	Jim Lauer	2002	Bookie Gates
1979	Don Crow	2003	Jay Miller
1980	Kelly Smith, Glen Walker	2004	Garrett Alwert
1981	Rick Pavey	2005	Brady Everett
1982	Don Long	2006	Jared Prince
1983	Mike Miller	2007	Wayne Daman, Jr.
1984	John Skurla	2008	Paul Gran
1985	Tony Odom		

Buck Bailey Award (Top Pitcher)

1962	Bob Stephens	1984	Mike Costello, Reed Rainey
1963	Ray Moline	1985	Rob Carrithers
1964	Bob Stephens	1986	Guy Normand
1965	Mike Avey, Dan Frisella	1987	John Olerud
1966	Dan Frisella	1988	John Olerud
1967	Rick Austin, Tom Brown	1989	Ed Gustafson
1968	Rick Austin	1990	Aaron Sele
1969	Norm Angelini	1991	Aaron Sele
1970	Murray Gage-Cole	1992	Jason Evenhus
1971	Joe McIntosh	1993	Jason Evenhus
1972	Joe McIntosh, Barry Sbragia	1994	Eric Estes
1973	Larry Herman, Joe McIntosh	1995	Kyle Kawabata
1974	Rick Schafer	1996	Jered Fowler, Robert Ramsay
1975	Tracy Harris	1997	Dave Wheeler
1976	Chris Camp, Bob Sherwood, Eric Wilkins	1998	Wade Parrish
1977	Chris Camp, Bob Sherwood, Eric Wilkins	1999	Jamaal Gaines
1978	Eric Snider	2000	Matt O'Brien
1979	Phil Hinrichs, Mike Kinnunen, Steve Quealey	2001	Donny Davis
1980	Tom Niedenfuer	2002	Brandon Hundt
1981	Tim Clarke, Stan Webb	2003	Aaron MacKenzie
1982	Stacy Morgan	2004	Aaron MacKenzie
1983	Jay Hunt, Guy Normand, Reed Rainey	2005	Dane Renkert
		2006	Travis Webb
		2007	Wayne Daman, Jr.
		2008	Jayson Miller

John Olerud Award (Top Hitter)

1962	Pat Crook	1986	Jeff Hooper
1963	Larry Schreck	1987	Jeff Hooper
1964	Bob Garretson	1988	John Olerud
1965	John Olerud	1989	Tim Kuykendall
1966	Dale Ford	1990	Scott Hatteberg
1967	Dale Scilley	1991	Tad Thompson
1968	Ron Cey	1992	Corky Franklin
1969	Larry Book	1993	Kevin Brunstad
1970	Pete Duncan	1994	Mike Kinkade
1971	Bob Waits	1995	Ken Cameron
1972	Frank Jackson	1996	Jim Horner
1973	Jim Chapados	1997	Steve Curran
1974	Marv Chamberlain	1998	Scott Randall
1975	Phil Westendorf	1999	Jason Grove, Ray Hattenburg
1976	Greg Herrick	2000	Ray Hattenburg
1977	Dave Edler	2001	Stefan Bailie
1978	Dave Edler	2002	Jeff LaRue
1979	Brian Stanton	2003	Grant Richardson
1980	Kelly Smith	2004	Jay Miller
1981	Don Wulff	2005	Brady Everett
1982	Greg Monda	2006	Jared Prince
1983	Greg Monda	2007	Paul Gran
1984	Dwayne Lalor	2008	Jim Murphy
1985	Dave Kilhefner		

WSU ALL-STAR SELECTIONS

All-America

First Team

Player	Pos.	Year
Chuck Brayton	SS	1947
John Olerud	C	1965
Dale Ford	OF	1966
Bob Williams	C	1969
Pete Duncan	3B	1970
Bob Waits	2B	1971
Marv Chamberlain	OF	1974
John Olerud	P	1988
John Olerud	DH	1988
John Olerud	UT	1988
Aaron Sele	P	1990

Second Team

Player	Pos.	Year
Rick Austin	P	1968
Doug Simon	OF	1975
Phil Westendorf	2B	1977
Mike Kinkade (NCBWA)	DH	1994

Third Team

Player	Pos.	Year
Bill Rich	C	1956
Nick August	2B	1960
Steve Evert	OF	1970
Frank Jackson	1B	1972
Dave Edler	3B	1977
Mike Costello	P	1984
Rob Smith	OF	1987
Jim Connor	OF	1988
Kevin Brunstad	1B	1993
Mike Kinkade (CB, BA)	DH	1994
Casey Kelley (CB)	1B	1998
Jay Miller (CB)	OF	2006
Jared Prince (ABCA)	OF/P	2006

Honorable Mention

Player	Pos.	Year
Phil Westendorf	DH	1975
Jason Grove (FR)	OF	1998
Ray Hattenburg	UT	1999
Stefan Bailie (FR)	OF	2000

ABCA Gold Glove Awards

Division I Team

Player	Pos.	Year
Paul Gran	3B	2008

West Region Award

Player	Pos.	Year
Paul Gran	3B	2008

Scholastic All-America

First Team

Player	Pos.	Year
Tom Owings	UT	1970
Joe McIntosh	P	1971
Joe McIntosh	P	1972
Joe McIntosh	P	1973
Tad Thompson	OF	1992

Second Team


Player	Pos.	Year
Jim Chapados	OF	1972
Jim Chapados	OF	1973

Third Team

Player	Pos.	Year
Steve Merkley	OF	1972
Loren Hoppes	SS	1984
Kurt Waananen	P	1985
Collin Henderson	OF	2004

NCAA Player of the Year (Baseball America)

John Olerud	1988
-------------	------



Aaron Sele



Paul Gran



John Olerud

ALL-CONFERENCE FIRST TEAM

Player	Pos.	Year	Player	Pos.	Year
NORTHERN DIVISION			PACIFIC-10 NORTH		
Wally Kramer	P	1947	Bruce Chanāey	SS	1978-79
Chuck Brayton	3B-OF	1947-48	Dan Wodrich	2B	1978-80
Larry Orteig	OF	1947	John Seefried	DH	1978
Ward Rockey	P	1948-49	Eric Snider	P	1978
Gordy Brunswick	1B-OF	1948, 50	Steve Quealey	P	1978-79
Tiz Miller	SS	1948	Don Crow	C	1979
Bob McGuire	OF	1948-50	Andy Alvis	1B	1979
Clayton Carr	C	1949, 51	Brian Stanton	OF	1979
Dick Stiles	P	1949	Glen Walker	DH-OF	1979-80
Lee Dolquist	P	1950, 54	Tom Niedenfuer	P	1980
Don Paul	3B	1950	Kelly Smith	OF	1980
Rod Keogh	P	1951-52	Clay Hill	C	1980
Landy James	P	1953	Paul Noce	SS	1981
Glenn Kranc	2B	1953	Rick Pavey	C	1981
Terry Sparks	OF	1954-55	Don Wulff	OF	1981
Bill Rich	C	1956	Mike Beuke	UT	1981
Gordon Hersey	2B	1956	Don Long	SS	1982-83
Bill Mashburn	3B	1956	Mike Miller	OF	1982-83
Jerry Bartow	P	1956	Greg Monda	DH	1982-83
Mo Winter	1B	1957	Jay Hunt	P	1983
Joe Trembly	OF	1957	John Skurla	OF	1984
Dick Montee	P	1958, 60	Tony Odom	C	1985
Elwood Hahn	P	1959	Dave Kilhefner	OF	1985
Arley Kangas	OF-C	1958-60	Bill Cruikshank	2B	1986
Arnie Pleasant	OF	1960	Mike Meyers	UT	1986-87
Nick August	2B	1960	Pete Blanksma	3B	1987
Zeke Blocklinger	SS	1961-62	Rob Smith	OF	1987
Marv Marchbanks	OF	1961	Jeff Hooper	DH	1987
Pat Crook	C	1962	John Olerud	P-DH	1988
Paul Tomlinson	1B	1962	Pete Blanksma	3B	1988
Bob Walker	OF	1962	Steve Webb	1B	1988
Tom Seidel	3B	1963	Greg Hunter	2B	1988
Larry Schreck	OF	1963	John Olerud	DH	1989
Dale Ford	OF	1964, 66	Rob Nichols	1b	1989
Gary Strom	2B	1964-66	Tim Kuykendall	OF	1989
Bob Garretson	OF	1964	Ed Gustafson	P	1989
Bob Fry	OF	1965	Rob Nichols	1B	1990
Dan Frisella	P	1965-66	Jim Connor	OF	1990
Jim Hannah	C	1966	Greg Hunter	2B	1990
Hal Brunstad	1B	1966	Scott Hatteberg	C	1990
PACIFIC-8			Aaron Sele	P	1990
Tom Brown	P	1967	Aaron Sele	P	1991
Greg Schubert	OF	1968	Scott Hatteberg	C	1991
Rick Austin	P	1968	Darrin Kitchen	OF	1991
Bob Williams	C	1969	Tad Thompson	OF	1991
Pete Duncan	3B	1970	Beau Campbell	C	1992
Steve Evert	OF	1970	Tad Thompson	OF	1992
PACIFIC-8 NORTH			Corky Franklin	UT	1992
Barry Sbragia	P	1972	Mike Kinkade	DH	1993
Bill Sanford	C	1972	Jason Evenhus	P	1993
Steve Merkley	OF	1972-73	Roy Miller	SS	1993
Frank Jackson	1B	1972	Mike Kinkade	DH	1994
Terry Heaton	SS	1972	Kevin Brunstad	1B	1994
Jim Chapados	1B	1973	Ken Cameron	OF	1995
Dave Pyles	2B	1973	Kyle Kawabata	P	1995
Doug Simon	OF	1973, 75	Mike Kinkade	C	1995
Larry Herman	P	1973	Ron Naumu	2B	1995
Marv Chamberlain	UT	1974	Jim Horner	OF	1996
Roger Dirkes	2B	1974-75	Jered Fowler	UT	1996
Rick Mitchell	OF	1974	Todd Belitz	P	1996
Phil Westendorf	DH	1975	Scott Randall	2B	1997
Tracy Harris	P	1975	Casey Kelley	1B	1998
Wes Graham	OF	1975	Scott Randall	2B	1998
Eric Wilkins	P	1976	Greg Mitchell	3B	1998
Phil Westendorf	1B-UT	1976-77	Wade Parrish	P	1998
Marty Maxwell	3B-SS	1976-77	PACIFIC-10		
Greg Herrick	OF	1976-77	Ray Hattenburg	UT	1999
Tim Tveit	OF	1976	Jason Grove (HB)	OF	1999
Mike Hultman	DH	1976	Ray Hattenburg	INF	2000
Eric Wilkins	P	1977	Stefan Bailie	1B	2001
Bob Sherwood	P	1977	Bookie Gates	2B	2002
Jim Lauer	1B-OF	1977-78	Brady Everett	C	2005
Dave Edler	3B	1977-78	Jay Miller	OF	2006
			Jared Prince	OF/P	2006
			Paul Gran	3B	2008

ALL-CONFERENCE SECOND TEAM**

Player	Pos.	Year	Player	Pos.	Year
PACIFIC-8			Randy Snyder	C	1987
Greg Schubert	OF	1967	Loren Hoppes	2B	1987
Jim Hannah	C	1968	Tom McGraw	P	1990
Ron Cey	3B	1968	Darrin Kitchen	OF	1990
Norm Angelini	P	1969	Eric Wulf	DH	1990
Larry Book	2B	1969	Eric Wulf	1B	1991
Murray Gage-Cole	P	1970	Jason Goligoski	SS	1991
John Rankin	OF	1970	Bobby Lee	OF	1991
Manny Perez	2B	1971	Sean Linville	DH	1991
Terry Heaton	3B	1971	Wayne Lindemann	P	1991
PACIFIC-10 NORTH			Kevin Brunstad	1B	1992
Reed Rainey	P	1984	Mike Kinkade	OF	1992
Mike Costello	P	1984	Roy Miller	UT	1992
Jeff Corbally	OF	1984	Jason Evenhus	P	1992
Greg Barton	DH	1984	Wayne Lindemann	P	1992
Dwayne Lalor	UT	1984	Kevin Brunstad	DH	1993
Tom Pellerin	P	1985	Ty Solomon	3B	1994
Buzzy Verduzco	OF	1985	Jim Horner	OH	1995
Dave Kilhefner	OF	1986	Robert Ramsay	P	1995
John Olerud	P	1987	Rob Ryan	OF	1995

**Second Team 1984-87, 1990-95

ALL-DISTRICT FIRST TEAM

Player	Pos.	Year	Player	Pos.	Year
Dick Stiles	P	1949	Frank Jackson	1B	1972
Tom Marier	3B	1949	Joe McIntosh	P	1973
Don Paul	3B	1950	Marv Chamberlain	OF	1974
Bob McGuire	OF	1950	Doug Simon	OF	1975
Lee Dolquist	P	1950	Dave Edler	3B	1977
Clayton Carr	C	1950	Phil Westendorf	2B	1977
Clayton Carr	C	1951	Kelly Smith	OF	1980
Lee Dolquist	P	1950	Don Long	SS	1982
Terry Sparks	OF	1954	Don Long	3B	1983
Ron Aiken	P	1956	Mike Costello	P	1984
Bill Rich	C	1956	Mike Meyers	1B	1987
Nick August	2B	1960	Rob Smith	OF	1987
Dick Montee	P	1960	John Olerud	P	1988
Bob Garretson	OF	1964	Steve Webb	1B	1988
Dan Frisella	P	1965	Pete Blanksma	3B	1988
John Olerud	C	1965	Jim Connor	OF	1988
Gary Strom	2B	1966	Aaron Sele	P	1990
Dale Ford	OF	1966	Scott Hatteberg	C	1990
Rick Austin	P	1968	Scott Hatteberg	C	1991
Bob Williams	C	1969	Beau Campbell	DH	1992
Pete Duncan	3B	1970	Jason Evenhus	P	1993
Steve Evert	OF	1970	Mike Kinkade	DH	1993
Bob Waits	2B	1971			

ALL-DISTRICT SECOND TEAM

Player	Pos.	Year	Player	Pos.	Year
Greg Monda	1B	1983	Jeff Hooper	DH	1987
Mike Miller	2B	1983	Pete Blanksma	3B	1987
Guy Normand	P	1983	Greg Hunter	2B	1988
John Skurla	OF	1984	Rob Nichols	1B	1990
Tony Odom	C	1985	Jim Connor	OF	1990
Dave Kilhefner	OF	1985	Aaron Sele	P	1991
			Stefan Bailie	1B	2001

Conferences: Northwest 1910-1918, 1924; Pacific Coast 1919-1922;

Northern Division 1923, 1925-1966; Pacific-8 1967-1969;

Pacific-8 North 1970-78; Pacific-10 North 1979-1998; Pacific-10 1999-Present.

WSU Records and Accomplishments

BANANA BELT TOURNAMENT WINNERS

Year	Winner	W-L	WSU Record	Year	Winner	W-L	WSU Record
1950	WSU	4-0	4-0	1976	LCSC	5-1	5-1
1951	WSU	3-1	3-1	1977	WSU	5-1	5-1
1958	Oregon State	2-1	1-2	1978	LCSC	5-1	5-1
1959	Oregon State	3-0	2-1	1979	WSU	6-0	6-0
1960	Oregon State	2-0	2-1	1980	WSU	6-0	6-0
1961	WSU	2-1	2-1	1981	LCSC	3-2	5-1
1962	Idaho	2-0	2-1	1982	WSU	5-1	5-1
1963	WSU	4-0	4-0	1983	LCSC	4-0	2-2
1964	WSU	5-0	5-0	1984	LCSC	3-0	2-1
1965	WSU	5-0	5-0	1988	WSU	3-0	3-0
1966	WSU	5-0	5-0	1990	WSU	4-1	4-1
1967	Seattle	4-1	4-1	1991	LCSC	5-0	2-2
1968	Seattle	5-0	4-1	1992	LCSC	5-1	2-3
1969	WSU	4-1	4-1	1993	LCSC	5-0	3-2
1970	WSU	5-0	5-0	1997	Oregon State	4-1	2-3
1971	WSU	5-0	5-0	2003	LCSC	3-1	2-2
1972	Puget Sound	3-0	3-1	2004	WSU	4-0	4-0
1973	WSU	4-2	4-2	2005	WSU	3-1	3-1
1974	Gonzaga	4-1	4-1	2006	WSU	3-1	3-1
1975	WSU	5-1	5-1	Totals		142-38	

WSU finished second in 1959, 1960, 1962, 1967, 1968, 1972, 1974, 1976, 1978, 1983 and 1984; third in 1958 and 1981.

WSU IN TOURNAMENTS

Year	Tournament	W	L	Place
1966	Fresno State Invitational	3	1	1st
1969	Hawaii Invitational	5	1	1st
1971	Boise State Classic	5	0	1st
1972	Hawaii Invitational	4	2	2nd
1973	Riverside Invitational	3	4	5th
1975	Riverside Invitational	4	3	3rd
1976	Best In The West	2	3	3rd
1977	Riverside Invitational	6	2	1st
1978	Riverside Invitational	3	4	5th
1979	Best In The West	4	3	4th
1981	Sunshine Classic	5	1	2nd
1981	Best In The West	0	6	6th
1982	Sunshine Classic	5	1	1st
1983	Riverside Invitational	7	1	1st
1984	Riverside Invitational	6	2	2nd
1985	Desert Classic	5	1	1st
1986	Desert Classic	3	2	1st
1986	Best In The West	4	2	2nd
1987	Eastern Oregon Tournament	3	0	1st
1987	Bossier Dixie Classic	2	1	na
1988	Best-In-The West	4	2	3rd
1988	Pillsbury's Best Classic	2	2	4th
1989	Best-In-The West	4	2	2nd
1989	Riverside Invitational	3	2	3rd
1990	Texas A&M Continental Classic	2	4	4th
1991	Hawaii International	4	5	na
1992	Collegiate Baseball Classic, Seattle	3	1	2nd
1992	Pepsi/Johnny Quik Classic, Fresno	3	2	3rd
1993	Paffile Trucking Invitational, Lewiston	3	0	1st
1994	Chevrolet Invitational, Lewiston	3	1	2nd
1994	Pepsi/Johnny Quik Classic, Fresno	6	0	1st
1995	Husky Baseball Classic, Seattle	1	2	3rd
1996	Husky Baseball Classic, Seattle	1	2	3rd
1998	UNLV/Coors Desert Classic, Las Vegas	2	3	5th
1999	Hormel Foods Baseball Classic	1	2	3rd
2000	Spalding Baseball Fiesta, Albuquerque	2	1	T-1st
2000	Arlington Invitational, Arlington, Texas	1	2	T-2nd
2001	Texas A&M Continental Express	4	2	1st
2002	Troy State Wiregrass Classic	2	0	1st
2004	Oakland A's College Classic, Phoenix	2	2	T-2nd
2004	River City Classic, Sacramento	3	0	1st
2006	Buccaneer Baseball Classic, Charleston, S.C.	3	1	1st
2006	River City Classic, Sacramento	4	0	1st
2006	Pepsi/Johnny Quik Classic, Fresno	3	2	3rd

WSU POSTSEASON RECORD

YEAR	PLAYOFF	W	L	FINISH
1914	Northwest Conference	0	2	2nd
1915	Northwest Conference	2	0	1st
1926	Northern Division East	2	0	1st
	Northern Division	1	2	2nd
1927	Northern Division	2	1	1st
1928	Northern Division	1	2	2nd
1947	Pacific Coast	0	1	2nd
1948	Pacific Coast	0	2	2nd
1949	Pacific Coast	1	2	2nd
1950	Pacific Coast	2	0	1st
	College World Series	3	2	2nd
1956	Pacific Coast	2	0	1st
	College World Series	0	2	7th
1960	NCAA District 8	1	2	2nd
1961	NCAA District 8	0	2	3rd
1965	NCAA District 8	2	0	1st
	College World Series	2	2	3rd
1966	NCAA District 8	2	2	2nd
1970	Pacific-8	0	2	4th
1971	Pacific-8	3	2	2nd
1972	Pacific-8 North	1	0	1st
	Pacific-8	0	2	2nd
1973	Pacific-8	0	2	2nd
1975	Pacific-8 North	1	0	1st
	Pacific-8	0	2	2nd
1975	NCAA Rocky Mountain Regional	3	2	2nd
1976	NCAA West Regional	3	1	1st
	College World Series	1	2	5th
1977	Pacific-8	0	2	2nd
	NCAA Rocky Mountain Regional	2	2	2nd
1978	Pacific-8	1	2	2nd
	NCAA Rocky Mountain Regional	0	2	4th
1979	Pacific-10	1	2	3rd
1980	Pacific-10	0	2	3rd
1984	Pacific-10 North	3	0	1st
	NCAA West II Regional	0	2	4th
1985	Pacific-10 North	2	2	2nd
1986	Pacific-10 North	2	2	3rd
1987	Pacific-10 North	4	0	1st
	NCAA West I Regional	2	2	3rd
1988	Pacific-10 North	4	0	1st
	NCAA West I Regional	2	2	3rd
1989	Pacific-10 North	0	2	6th
1990	Pacific-10 North	3	0	1st
	NCAA West II Regional	2	2	3rd
1991	Pacific-10 North	1	2	3rd
1995	Pacific 10	0	2	2nd
Totals		62	69	



At the conclusion of his four-year Washington State career in 2006, outfielder Jay Miller had established himself as the Cougars all-time leading hitter with 307 career hits. Miller's accomplishment not only broke Mike Kinkade's (1992-95) 11-year old record of 304, but is marked the ninth-best hits total in Pacific-10 Conference history. Entering his senior season the native of Bellevue, Wash., had shown his consistency with three straight seasons of at least 72 hits. His senior year, however, proved to be his finest. He hit .361, leading the team with 88 hits, fifth all-time at WSU, and 28 doubles. His doubles total led the Pac-10 and was third nationally. He capped his final season by being named a third team All-American by Collegiate Baseball Newspaper and was a 17th round draft pick by the Philadelphia Phillies.

WSU BASEBALL COACHES

COACH	YEARS	W	L	T	PCT.	No. YEARS
Captains	1892-1900	21	9	0	.700	5
H. E. Loughheed	1901-1903	24	18	0	.571	3
J. N. Ashmore	1904	10	2	0	.833	1
Everett Sweeley	1905-1906	20	12	0	.625	2
Frank Sanger	1909-1912	27	36	1	.429	4
J. R. Bender	1907-08, 1913-15	69	22	1	.758	5
J. Fred Bohler	1916-1920	47	27	1	.635	5
Frank N. Barber	1921-1922	32	12	0	.728	2
Harry Applequist	1923-1926	66	29	1	.695	4
Arthur "Buck" Bailey	1927-1942 1946-1961	603	325	5	.649	32
Jack Friel	1943-1945	29	24	0	.547	3
Charles "Bobo" Brayton	1962-1994	1162	523	8	.689	33
Steve Farrington	1995-2000	138	198	0	.411	6
Tim Mooney	2001-2004	84	135	0	.384	4
Donnie Marbut	2005-present	115	112	0	.507	4
All-time WSU Record		2445	1483	17	.622	113

WSU NO-HITTERS

DATE	PITCHER(S)	OPPONENT	SCORE
5/2/16	Hartman**	Gonzaga	8-0
4/16/21	Friel, Skadan (5)**	Gonzaga	2-1
4/9/32	Coleman	Lewis-Clark State	12-1
3/30/51	Keogh	Lewis-Clark State	2-1
3/22/58	Hahn	Columbia Basin	0-1
3/27/64	Salisbury	Lewis & Clark	4-0
3/18/67	Austin	Lewis-Clark State	1-0
3/21/68	Clark	Montana	9-1
3/22/68	Austin*	Gonzaga	5-0
3/27/69	Angelini, Wallace (6), Lavick (7)	Western Washington	8-0
3/26/71	Angell*	Eastern Washington	5-0
4/3/71	Lavick, Gage-Cole (7)	Idaho State	1-0
3/10/73	McIntosh*	Whitworth	8-0
3/11/73	Stein, Schafer (6)	Idaho	6-0
3/16/73	McIntosh	Puget Sound	6-0
3/23/73	Beem	Eastern Washington	6-0
3/9/74	Wright, Stein (6)	Idaho	10-0
3/20/74	Harris	Central Washington	7-0
3/14/76	Sherwood	Idaho	2-0
5/7/76	Wilkins**	Oregon State	1-0
3/20/77	Harris	Washington	3-0
3/4/84	Costello	Washington	4-0
3/14/85	Waananen	Rockford (Ill.) College	15-0

*Perfect game

**Nine-inning game (all other games seven innings)


CASEY KELLEY SHATTERS SCHOOL HOME RUN RECORD

In 1998 junior Casey Kelley (Ellensburg, Wash.) etched his name into the record books with a Washington State and Pac-10 North record 25 home runs. The record mark broke John Olerud's 1988 record of 23. An amazing fact is 20 of his 25 long balls sailed to left field, his opposite field. Kelley finished ranked third nationally with .51 home runs per game and was named a third team All-American by Collegiate Baseball. Kelley went on to play first base in the California Angels (Anaheim) organization.



BOB WAITS'S NCAA RECORD 59 STOLEN BASES (1971)

DATE	GAME	SB	NO.
3/13	EWSC	2	2
3/18	EWSC	2	4
3/20	LCSC	1	5
3/24	CWSC	2	7
3/26	EWSC	1	8
3/26	EWSC	4	12
3/27	Idaho	3	15
4/2	Boise State	2	17
4/2	College of Idaho	3	20
4/3	NW Nazarene	3	23
4/3	Idaho State	2	25
4/6	BYU	1	26
4/6	BYU	1	27
4/7	Utah	2	29
4/13	Gonzaga	1	30
4/20	Gonzaga	1	31
4/23	Oregon	1	32
4/25	OSU	2	34
4/25	OSU	1	35
4/28	LCSC	6	41
4/30	California	1	42
4/30	California	4	46
5/1	Stanford	1	47



DATE	GAME	SB	NO.
5/3	Whitworth	2	49
5/7	USC	1	50
5/8	UCLA	2	52
5/11	Idaho	2	54
5/21	Oregon	3	57
5/21	Stanford	1	58
5/22	USC	1	59

WSU Career Hitting Leaders

GAMES

1. Greg Hunter, 1987-90	243
2. Mike Kinkade, 1992-95	228
3. Jim Connor, 1987-90	227
Jay Miller, 2003-06	227
5. Jim Murphy, 2005-08	218
6. Rob Ryan, 1993-96	214
7. Tad Thompson, 1989-92	213
8. Shawn Stevenson, 1997-2000	211
9. Jeff Miller, 2004-07	208
10. Kevin Brunstad, 1991-94	206



Greg Hunter

BATTING AVERAGE

1. John Olerud, 1987-89	.434
2. Greg Monda, 1981-83	.369
3. Dale Ford, 1964-66	.365
4. Glen Walker, 1979-80	.362
5. Mike Kinkade, 1992-95	.3601
6. Scott Hatteberg, 1989-91	.3595
7. Jim Connor, 1987-90	.358
8. Tom Thomas, 1970-71	.3551
9. Ray Hattenburg, 1997-2000	.3546
10. Brian Stanton, 1978-80	.353



John Olerud

RUNS

1. Mike Kinkade, 1992-95	230
2. Jim Connor, 1987-90	217
3. Shawn Stevenson, 1997-2000	200
4. Greg Hunter, 1987-90	189
5. Rob Smith, 1984-87	178
6. Jay Miller, 2003-06	171
7. Mike Miller, 1980-83	170
8. Mike Wetmore, 1994-96	167
9. Tad Thompson, 1989-92	158
10. Ken Cameron, 1993-95	149



Mike Kinkade

HITS

1. Jay Miller, 2003-06	307
2. Mike Kinkade, 1992-95	304
3. Shawn Stevenson, 1997-2000	273
4. Jim Connor, 1987-90	271
5. Greg Hunter, 1987-90	263
6. Ray Hattenburg, 1997-2000	255
7. Kevin Brunstad, 1991-94	245
8. Bookie Gates, 1999-2002	232
9. Jeff Hooper, 1984-87	225
10. Tad Thompson, 1989-92	223



Jay Miller

DOUBLES

1. Mike Kinkade, 1992-95	75
2. Jay Miller, 2003-06	74
3. Tad Thompson, 1989-92	65
4. Kevin Brunstad, 1991-94	58
5. Jim Connor, 1987-90	57
6. Ray Hattenburg, 1997-2000	56
7. Greg Hunter, 1987-90	52
8. Scott Hatteberg, 1989-91	50
9. Shawn Stevenson, 1997-2000	49
10. Jeff Hooper, 1984-87	47
Kevin Brunstad, 1991-93	47



Mike Kinkade

TRIPLES

1. Bob Fry, 1963-65	14
Ken Cameron, 1993-95	14
3. Greg Hunter, 1987-90	12
Mike Kinkade, 1992-95	12
Steve Gleason, 1996-99	12
6. Dave Jones, 1957-59	11
Andy Alvis, 1979-80	11
Paul Noce, 1979-80	11
Mike Wetmore, 1994-96	11
10. Dale Ford, 1964-66	10
Dave Edler, 1975-78	10
Jim Connor, 1987-90	10
Shawn Stevenson, 1997-2000	10



Ken Cameron

HOME RUNS

1. Jeff Hooper, 1984-87	40
2. Casey Kelley, 1996-98	38
3. Jim Connor, 1987-90	37
4. Beau Campbell, 1989-92	34
Jim Murphy, 2005-08	34
6. John Olerud, 1987-89	33
Jason Grove, 1998-2000	33
8. Stefan Bailie, 2000-01	30
9. Phil Westendorf, 1974-77	28
Grant Richardson, 2002-04	28



Jeff Hooper

RBI


1. Kevin Brunstad, 1991-94	199
2. Mike Kinkade, 1992-95	197
3. Jim Connor, 1987-90	189
4. Jeff Hooper, 1984-87	172
5. Phil Westendorf, 1974-77	162
6. Jim Murphy, 2005-08	158
7. Marv Chamberlain, 1971-74	156
8. Greg Hunter, 1987-90	153
9. Kevin Brunstad, 1991-93	150
10. Bookie Gates, 1999-2002	147
Jay Miller, 2003-06	147



Kevin Brunstad

STOLEN BASES

1. Mike Miller, 1980-83	97
2. Bob Waits, 1969-71	94
3. Roger Dirkes, 1973-75	75
4. Steve Merkley, 1971-73	67
Mike Wetmore, 1994-96	67
6. Bob Fry, 1963-65	48
Steve Grasser, 1971-73	48
Tom Jobb, 1974-77	48
9. John Rankin, 1969-70	47
10. Dave Edler, 1975-76	40
Larry Poffenroth, 1975-77	40
Ken Cameron, 1993-95	40



Mike Miller

WALKS

1. Jim Connor, 1987-90	134
2. Ron Naumu, 1992-95	128
3. Mike Miller, 1980-83	123
Mike Kinkade, 1992-95	123
5. Phil Westendorf, 1974-77	117
6. Tad Thompson, 1989-92	112
7. Scott Hatteberg, 1989-91	110
8. Mark Wyckoff, 1984, 1986-88	108
9. Jay Miller, 2003-06	107
10. Rob Smith, 1984-87	106



Jim Connor

WSU Career Pitching-Fielding Leaders

GAMES PITCHED

1. Steve Kost, 2005-08	89
2. Tom Pellerin, 1983-86	75
3. Reed Rainey, 1983-85	74
Les McTavish, 1997-2000	74
Jayson Miller, 2005-08	74
6. Nick Kenyon, 2000-03	67
Wayne Daman, Jr., 2004-07	67
8. Lanakila Niles, 1999-2002	66
9. Darin Nolan, 1988-91	65
Todd Meldahl, 1997-2000	65
Zach Fisher, 1999-2002	65



Steve Kost

GAMES STARTED

1. Brian Sajonia, 1985-88	54
2. Todd Meldahl, 1997-2000	51
3. Tom McGraw, 1987-90	46
4. Bob Sherwood, 1974-77	45
Wayne Daman, Jr., 2004-07	45
6. Tracy Harris, 1974-77	42
Robert Ramsay, 1993-96	42
8. Guy Normand, 1983-86	40
9. Joe McIntosh, 1971-73	39
10. Aaron Sele, 1989-90	37



Brian Sajonia

INNINGS

1. Robert Ramsay, 1993-96	326.0
2. Bob Sherwood, 1974-77	314.2
3. Joe McIntosh, 1971-73	313.1
4. Brian Sajonia, 1985-88	311.2
5. Todd Meldahl, 1997-2000	310.2
6. Tom McGraw, 1987-90	295.2
Jayson Miller, 2005-08	295.2
8. Aaron Sele, 1989-91	293.2
9. Wayne Daman, Jr., 2004-07	293.0
10. Guy Normand, 1983-86	278.0



Robert Ramsay

WINS

1. Joe McIntosh, 1971-73	34
2. Bob Sherwood, 1974-77	30
3. Tom McGraw, 1987-90	28
4. John Olerud, 1987-89	26
Aaron Sele, 1989-91	26
Kyle Kawabata, 1992-95	26
7. Al Hartman, 1913-16	24
Brian Sajonia, 1985-88	24
9. Dick Montee, 1958-60	23
Eric Wilkins, 1975-77	23



Joe McIntosh

SAVES

1. Reed Rainey, 1983-85	24
2. Ross Humes, 2006-08	19
3. Russ Foster, 1946-50	13
4. Mike Gomez, 1969-71	9
Jim Lavick, 1969-71	9
Tom Pellerin, 1983-86	9
Reggie Rivard, 1998-2000	9
8. Oscar Jones, 1929-31	8
Mike Avey, 1964-66	8
Travis Webb, 2005-06	8



Reed Rainey

COMPLETE GAMES

1. Al Hartman, 1913-16	31
2. Joe McIntosh, 1971-73	24
3. Merritt McCully, 1905-08	23
Norm Moss, 1913-16	23
5. Joe Halm, 1905-09	22
6. Tracy Harris, 1974-77	21
Aaron Sele, 1989-91	21
8. Busher Lewis, 1917-20	20
Elwood Hahn, 1958-60	20
10. Bob Kinneman, 1936-37, 1939	19
Bob Sherwood, 1974-77	19



Al Hartman

SHUTOUTS

1. Al Hartman, 1913-16	6
Elwood Hahn, 1958-60	6
3. Norm Moss, 1913-16	5
Busher Lewis, 1917-20	5
Dan Frisella, 1965-66	5
Tracy Harris, 1974-77	5
7. Landy James, 1951-53	4
Rick Austin, 1967-68	4
Mark Beem, 1973-75	4
Bob Sherwood, 1974-77	4



Elwood Hahn

STRIKEOUTS

1. Aaron Sele, 1989-91	278
2. Robert Ramsay, 1993-96	273
3. Tom McGraw, 1987-90	252
4. Joe McIntosh, 1971-73	251
5. Todd Meldahl, 1997-2000	244
6. Elwood Hahn, 1958-60	226
7. Guy Normand, 1983-86	221
8. Dick Montee, 1958-60	216
9. Wayne Daman, Jr., 2004-07	197
10. Dan Frisella, 1965-66	191



Aaron Sele

ERA (Minimum 100 IP)

1. Rick Austin, 1967-68	1.19
2. Dan Frisella, 1965-66	1.49
3. Tom Brown, 1966-67	1.55
4. Joe Karp, 1966-68	1.56
5. Mike Avey, 1964-66	1.86
6. Landy James, 1951-53	2.13
7. Norm Angelini, 1968-69	2.29
8. Bob Bolingbroke, 1958-60	2.42
9. Murray Gage-Cole, 1970-71	2.44
10. Larry Herman, 1972-73	2.46



Rick Austin

PUTOUS

1. Jim Murphy, 2005-08	1972
2. Kevin Brunstad, 1991-93	1298
3. Frank Jackson, 1970-72	1069
Greg Monda, 1981-83	1069
5. Rob Nichols, 1987-90	980
6. Phil Westendorf, 1974-77	941
7. Grant Richardson, 2002-04	919
8. Steve Webb, 1984-86, 1988	886
9. Mike Kinkade, 1992-95	822
10. Andy Alvis, 1979-80	817



Jim Murphy

ASSISTS

1. Greg Hunter, 1987-90	693
2. Shawn Stevenson, 1997-2000	655
3. Bookie Gates, 1999-2002	567
4. Mike Wetmore, 1994-96	509
5. Ron Naumu, 1992-95	474
6. Dan Wodrich, 1977-80	470
7. Loren Hoppes, 1983-88	459
8. Marty Maxwell, 1974-77	438
9. Roy Miller, 1991-93	433
10. Paul Gran, 2006-08	387



Greg Hunter

WSU Single-Season Hitting Leaders

GAMES

1. Buzzy Verduzco, 1985	67
Jim Connor, 1990	67
3. Pete Blanksma, 1988	66
John Olerud, 1988	66
Scott Hatteberg, 1990	66
Tim Kuykendall, 1990	66
7. Jeff Johnsen, 1985	65
Steve Webb, 1988	65
9. Jim Connor, 1988	64
Greg Hunter, 1988	64



Buzzy Verduzco

BATTING AVERAGE

1. John Olerud, 1988	.464
2. Bob Garretson, 1964	.438
3. Kelly Smith, 1980	.418
4. Jared Prince, 2006	.401
5. Ray Hattenburg, 1999	.398
6. Glen Walker, 1980	.396
7. Arnie Pleasant, 1960	.395
8. Jason Grove, 1999	.394
9. Greg Monda, 1982	.392
10. Jim Connor, 1988	.391



John Olerud

RUNS

1. Rob Smith, 1987	87
2. John Olerud, 1988	83
3. Mike Kinkade, 1994	72
4. Mike Miller, 1983	71
5. Jim Connor, 1990	70
6. Kelly Smith, 1980	69
Mike Meyers, 1987	69
8. Mike Wetmore, 1994	66
9. Mike Kinkade, 1993	64
Kaeo Rubin, 2004	64



Rob Smith

HITS

1. John Olerud, 1988	108
2. Jeff Hooper, 1987	92
3. Jim Connor, 1988	91
4. Mike Kinkade, 1994	90
5. Scott Hatteberg, 1990	88
Ray Hattenburg, 1999	88
Jay Miller, 2006	88
8. Rob Smith, 1987	87
Jim Connor, 1990	87
10. Jared Prince, 2006	83



John Olerud

DOUBLES

1. Mike Kinkade, 1994	31
2. Scott Hatteberg, 1990	29
3. Jay Miller, 2006	28
4. Kevin Brunstad, 1993	26
5. Tad Thompson, 1992	25
6. Jim Connor, 1990	23
7. Rob Smith, 1987	22
Jim Connor, 1988	22
9. Greg Monda, 1983	21
John Olerud, 1988	21
Scott Hatteberg, 1991	21
Tad Thompson, 1991	21
Jay Miller, 2003	21



Mike Kinkade

TRIPLES

1. Dave Jones, 1959	7
Andy Alvis, 1980	7
Greg Monda, 1983	7
Greg Barton, 1984	7
5. Bob Fry, 1963	6
Bob Fry, 1964	6
Paul Noce, 1981	6
Don Long, 1983	6
Jeff Corbally, 1984	6
Ken Cameron, 1995	6
Steve Gleason, 1998	6



Andy Alvis

HOME RUNS


1. Casey Kelley, 1998	25
2. John Olerud, 1988	23
3. Glen Walker, 1980	21
Jeff Hooper, 1987	21
5. Beau Campbell, 1992	20
6. Rob Smith, 1987	19
7. Mike Meyers, 1987	18
Jason Grove, 1999	18
Stefan Bailie, 2001	18
10. Dale Ford, 1966	17



Casey Kelley

RBI

1. Jeff Hooper, 1987	81
John Olerud, 1988	81
3. Glen Walker, 1980	76
4. Marv Chamberlain, 1974	73
5. Beau Campbell, 1992	72
6. Casey Kelley, 1998	68
Grant Richardson, 2004	68
8. Kevin Brunstad, 1993	67
9. Greg Monda, 1983	65
Rod Smith, 1987	65



John Olerud

STOLEN BASES


1. Bob Waits, 1971	59
2. Mike Miller, 1983	43
3. Mike Miller, 1982	38
4. John Rankin, 1970	35
Roger Dirkes, 1974	35
6. Steve Merkley, 1972	32
Mike Wetmore, 1996	32
8. Roger Kirkes, 1975	31
Joey Zellner, 1985	31
10. Steve Merkley, 1973	29



Bob Waits

WALKS

1. Mark Wyckoff, 1987	60
Scott Hatteberg, 1991	60
3. Jim Connor, 1990	55
4. Mike Miller, 1982	54
5. John Olerud, 1988	50
6. Don Wulff, 1981	48
Pete Blanksma, 1988	48
8. Jason King, 1990	47
Mike Wetmore, 1994	47
10. Matt Minium, 1978	46



Mark Wyckoff

WSU Single-Season Pitching/Fielding Leaders

GAMES PITCHED

1. Dane Renkert, 2005	30
2. Danny Allison, 1991	29
3. David Wainhouse, 1988	27
Steve Kost, 2007	27
Andrew Davis, 2008	27
6. Chad Miles, 1994	26
Matt O'Brien, 1999	26
Reggie Rivard, 1999	26
9. Reed Rainey, 1985	25
Ken Day, 1989	25
Brian Parks, 1993	25
Nick Kenyon, 2003	25
Ross Humes, 2007	25

GAMES STARTED

1. Tom McGraw, 1990	17
James Freeman, 2005	17
3. Joe McIntosh, 1973	16
Bob Sherwood, 1975	16
John Olerud, 1988	16
Brian Sajonia, 1988	16
Aaron Sele, 1990	16
Todd Meldahl, 2000	16
Eddie Bonine, 2002	16
Aaron Mackenzie, 2004	16

INNINGS

1. John Olerud, 1988	122.2
2. Aaron Sele, 1990	121.2
3. Joe McIntosh, 1973	120.2
4. Bob Sherwood, 1976	116.0
5. Wayne Lindemann, 1992	113.2
6. Tom McGraw, 1990	111.0
Kyle Kawabata, 1995	111.0
8. Aaron Sele, 1991	108.1
9. Eric Wilkins, 1977	108.1
Aaron Mackenzie, 2004	108.1

WINS

1. John Olerud, 1988	15
2. Joe McIntosh, 1973	13
3. Rick Austin, 1968	12
Aaron Sele, 1990	12
5. Kyle Kawabata, 1995	11
Rod Keogh, 1951	10
Dan Frisella, 1966	10
Joe McIntosh, 1971	10
Joe McIntosh, 1972	10
Kurt Wagnanen, 1985	10
Tom McGraw, 1990	10
Jason Evenhus, 1993	10
Matt O'Brien, 2000	10

SAVES

1. Ross Humes, 2007	12
2. Reed Rainey, 1984	10
3. Reed Rainey, 1985	8
Travis Webb, 2006	8
5. Oscar Jones, 1929	7
6. Mike Gomez, 1971	6
Reed Rainey, 1983	6
Tom Pellerin, 1986	6
David Wainhouse, 1988	6
Ross Humes, 2008	6



Dane Renkert




James Freeman



John Olerud



John Olerud



Ross Humes

COMPLETE GAMES

1. Jerry Bartow, 1956	10
Norm Angelini, 1969	10
Joe McIntosh, 1973	10
Aaron Sele, 1991	10
5. Elwood Hahn, 1959	9
Dan Frisella, 1965	9
Paul Taylor, 1965	9
Rick Austin, 1968	9
Aaron Sele, 1990	9
Kyle Kawabata, 1995	9

SHUTOUTS

1. Al Hartman, 1916	3
Norm Moss, 1916	3
Bryan Lewis, 1919	3
Elwood Hahn, 1959	3
Dan Frisella, 1965	3
Rick Austin, 1968	3
Barry Sbragia, 1972	3
Mark Beem, 1974	3
Mike Costello, 1984	3

STRIKEOUTS

1. Aaron Sele, 1990	121
2. Aaron Sele, 1991	114
3. John Olerud, 1988	113
4. Dan Frisella, 1966	108
5. Joe McIntosh, 1973	102
6. Aaron Mackenzie, 2004	95
7. Robert Ramsay, 1996	94
8. Norm Angelini, 1969	91
Tom McGraw, 1990	91
10. Joe McIntosh, 1972	89

ERA (Minimum 40 IP)

1. Tom Brown, 1967	0.47
2. Bob Salisbury, 1965	0.85
3. Rick Austin, 1968	1.10
4. Mike Avey, 1965	1.22
5. John Hoffman, 1976	1.29
6. Rick Austin, 1967	1.33
7. Landy James, 1951	1.38
8. Roger Stein, 1973	1.43
9. Joe Karp, 1968	1.44
10. Dan Frisella, 1966	1.50

PUTOUTS

1. Jim Murphy, 2008	574
2. Jim Murphy, 2006	526
3. Grant Richardson, 2004	506
4. Kevin Brunstad, 1993	497
5. Rob Nichols, 1990	482
6. Stefan Bailie, 2001	473
7. Greg Barton, 1984	461
8. Greg Barton, 1983	451
9. Mike Kinkade, 1995	442
10. Andy Alvis, 1980	441

ASSISTS

1. Roy Miller, 1993	204
2. Bill Cruikshank, 1985	192
Bookie Gates, 2001	192
4. Shawn Stevenson, 2000	191
5. Greg Hunter, 1988	180
Mike Wetmore, 1996	180
7. Paul Noce, 1981	178
Jeff Johnsen, 1985	178
9. Greg Hunter, 1989	175
10. Greg Hunter, 1990	172




Aaron Sele



Mark Beem



Aaron Sele



Tom Brown



Jim Murphy



Roy Miller

Washington State Records

INDIVIDUAL PITCHING

Game

Strikeouts: 18

Norm Angelini vs. Idaho, 1969

Walks: 12

Rod Keogh vs. Texas, 1950; Bill Wilkinson vs. Washington, 1951; Eric Wilkins vs. BYU, 1976

Hits: 17

Norm Moss vs. Montana, 1916

Hits (Modern): 16

Joe McIntosh vs. USC, 1973

Todd Belitz vs. Washington, 1997

Runs: 17

Todd Belitz vs. Washington, 1997

Earned Runs: 13

Adam Dentz at Arizona, May 13, 2006

Season

Games: 30

Dane Renkert, 2005

Games Started: 17

James Freeman, 2005

Complete Games: 12

Al Hartman, 1915

Complete Games (Modern): 10

Jerry Bartow, 1956; Norm Angelini, 1969; Aaron Sele, 1991

Games Finished: 23

Reed Rainey, 1985

Wins: 15

John Olerud, 1988

Losses: 9

Heath McLellan, 1996; Todd Meldahl, 2000; Tony Banaszak, 2003

Saves: 12

Ross Humes, 2007

Innings: 122.2

John Olerud, 1988

Hits: 121

Kyle Kawabata, 1995

Walks: 70

Eric Wilkins, 1976; Tyson Thompson, 2000

Strikeouts: 133

John Olerud, 1988

Runs: 94

Todd Belitz, 1997

Earned Runs: 85

Todd Belitz, 1997

Best ERA: 0.47

Tom Brown, 1967

Shutouts: 3

Al Hartman, 1916; Norm Moss, 1916; Bryan Lewis, 1919; Elwood Hahn, 1959; Dan Frisella, 1965; Rick Austin, 1968; Barry Sbragia, 1972; Mark Beem, 1974; Mike Costello, 1984

Consecutive Wins: 15

John Olerud, 1988

Consecutive Scoreless Innings: 29.1

Eric Snider, 1978

Consecutive Games: 9

Oscar Jones, 1929

Consecutive Games (Modern): 6

Reed Rainey, 1983

Career

Games: 89

Steve Kost, 2005-08

Games Started: 54

Brian Sajonia, 1985-88

Complete Games: 31

Al Hartman, 1913-16

Complete Games (Modern): 24

Joe McIntosh, 1970-73

Games Finished: 66

Reed Rainey, 1983-85

Wins: 34

Joe McIntosh, 1970-73

Losses: 27

Todd Meldahl, 1997-2000

Saves: 24

Reed Rainey, 1983-85

Innings: 326.0

Robert Ramsay, 1993-96

Hits: 405

Todd Meldahl, 1997-2000

Walks: 203

Robert Ramsay, 1993-96

Strikeouts: 278

Aaron Sele, 1989-91

Runs: 294

Todd Meldahl, 1997-2000

Earned Runs: 247

Todd Meldahl, 1997-2000

Best ERA: 1.19

Rick Austin, 1967-68

Shutouts: 6

Al Hartman, 1913-16, Elwood Hahn, 1958-60

Best Pct: .944

Dan Frisella, 17-1, 1965-66

Consecutive Wins: 16

John Olerud, 1987-88

INDIVIDUAL HITTING-FIELDING

Game

At Bats: 8

Dave Kuehl, Walter Williams, Eddie Pape vs. Washington, 1912; Marc Wyckoff vs. Oral Roberts, 1987

Runs: 5

George Camp, 1951; Bill Rich, 1956; Jim Chapados, 1973; Doug Simon, 1975; Loren Hoppes, 1984; Tad Thompson (2), 1990; Shawn Stevenson (2), Ray Hattenburg, 1999, Jay Miller, vs. Gonzaga, Mar. 3, 2006; and four others, all prior to 1950

Hits: 6

Charles Weller vs. Ft. Walla Walla, 1907; Glen Walker vs. Arizona, 1979; Mike Kinkade vs. Washington, 1992; Jeff Scherer vs. NMSU, 1999; Kaeo Rubin vs. Northern Colorado, 2005

Doubles: 3

Mel Lee, 1931; Ed Coleman, 1949; Ron Koeper, 1952; Gary Wyche, 1960; Dan Wodrich vs. Idaho, 1970; Rick Pavey vs. Oregon State, 1981; Greg Barton vs. Oral Roberts, 1984; Scott Hatteberg vs. Eastern Washington, 1990; Tad Thompson vs. CWU, 1991; Beau Campbell vs. Tennessee, 1992; Jeff Williamson vs. LCSC, 1994; Ron Naumu vs. Washington, 1995; Jeff Scherer vs. NMSU; Ray Hattenburg vs. Washington, 1999; Jay Miller, at Northern Colorado, April 21, 2006; Travis Coulter, vs. Arizona, April 22, 2007

Triples: 2 by 34 players

Last: Jim Murphy vs. UNLV, 2008

Home Runs: 3

Doug Simon vs. Oregon, 1973; Mike Miller vs. LCSC, 1983; Jim Connor vs. Gonzaga, 1987; Casey Kelley vs. Gonzaga, 1998; Jason Grove, 1999

RBI: 9

Doug Simon vs. Oregon, 1973

RBI-Doubleheader: 11

Bob Walker vs. YVC, 1962; Andy Alvis vs. Oregon, 1980

Walks: 4

Ron Koeper, 1952; Ron Foisey, 1956; Henry Legge, 1956; John Sullivan, 1969; Bob Waits, 1971; Dave Pyles, 1973; Doug Simon, 1974; Mike Hultman, 1974; Phil Westendorf, 1975; Fred Bogart, 1982; Chine Jones, 1984; Tony Odom, 1984; John Skurla, 1984; Pete Blanksma, 1987; Ray Hattenburg, 1997; Casey Kelley, 1998; Stefan Bailie, 2000

Strikeouts: 4

Cliff Chambers, 1942; Lanny Smith, 1955; Mo Winters, 1956; Marv Chamberlain, 1972; Bill Simpson, 1974; Greg Chandler, 1975; Greg Herrick, 1977; Don Long, 1983; Joe Urban (twice), 1989; Rob Nichols, 1989; Scott Smith, 1990; Mike Wetmore, 1995; Jason Hairston, 1996, 1997; Casey Kelley, 1997; Steve Curran, 1998; Zach Bode, Bookie Gates, 1999; Ryan Smith, Jordan Nilsen, 2000; Tyson Thompson, 2001; Mike Knight, 2001; Justin McClure, 2004; Matthew Thomas, 2005; Jim Murphy, 2006; Jim Murphy 2007; Jim Murphy, 2008

Stolen Bases: 6

Bob Waits vs. LCSC, 1971

Putouts: 25

Cliff Casad vs. Washington, 1912

Putouts: 18 (modern)

Phil Westendorf vs. Oregon, 1975; Jim Lauer vs. Washington, 1978

Assists: 12

Paul Gran vs. Oregon State, 2008

Errors: 5

Knapton vs. Idaho, 1918; Don Long vs. LCSC, 1982

Most Consecutive Hits: 10

Mike Kinkade vs. Washington, 1992; Shea Vucinich vs. UNLV and Wright State, 2008

Hitting Streak: 28 Games

Shawn Stevenson, (last 18 games of 1997, first 10 games of 1998) John Olerud holds single-season record of 22 games, 1988

Season

Games: 67

Buzzy Verduzco, 1985; Jim Connor, 1990

At Bats: 246

Buzzy Verduzco, 1985

Runs: 87

Rob Smith, 1987

Hits: 108

John Olerud, 1988

Doubles: 31

Mike Kinkade, 1994

Triples: 7

Dave Jones, 1959; Andy Alvis, 1980; Greg Monda, 1983; Greg Barton, 1984

Home Runs: 25

Casey Kelley, 1998

Grand Slams: 4

Jeff Hooper, 1987

Total Bases: 204

John Olerud, 1988

Stolen Bases: 59

Bob Waits, 1971 (then a NCAA record)

RBI: 81

Jeff Hooper, 1987; John Olerud, 1988

Slug. PCT: .876

John Olerud, 1988

Walks: 60

Mark Wyckoff, 1987; Scott Hatteberg, 1991

Strikeouts: 63

Casey Kelley, 1998

Average: .464

John Olerud, 1988

Putouts: 574

Jim Murphy, 2008

Assists: 204

Roy Miller, 1993

Errors: 29

Greg Hunter, 1989

Hit-by-pitches: 25

Mike Meyers, 1987

Miscellaneous

Wins: 52, 1988

Losses: 42, 1997

Best PCT: .842, 32-6 (1950)

Most Conference Wins: 19, 1990

Most Conference Losses: 20, 1999

Best Conference PCT: .938, 1966 (15-1)

Consecutive Wins: 18, 1980

Consecutive Losses: 12, 1996, 1997

Consecutive Wins, Start of

Season: 18, 1980

Largest Victory: 26

Pullman Military, 1892; LCSC, 1907

Largest Victory: 25

(modern) Huron, 1983 (25-0);

Oregon Tech, 1984 (25-0)

Largest Loss: 25, at Arizona, May 13, 2006

Home Wins: 19, 1988

Home Losses: 16, 2005

Road Wins: 23, 1993

Road Losses: 32, 1996

Neutral Wins: 17, 1988

Neutral Losses: 7, 1997

Consecutive Games Not Shutout: 213

April 20, 1985-Feb. 26, 1989

Consecutive Times Shutout: 3

OSU twice, Washington, 1942;

CBC twice, Montana, 1958

Longest Game: 17 innings

Washington, 1912

Longest Game: 15 innings

(modern) Ohio State, 1965; Fresno

State, 1966; Idaho 1971; LCSC,

1986; California, 2000

Extra Inning Games/Season: 6, 1952; 1990; 2003

Extra Inning Wins: 5, 1950

Extra Inning Losses: 6, 2003

Doubleheaders Won: 10, 1973, 1974, 1988

Doubleheaders Lost: 4, 1981, 1993, 1994, 1997

Doubleheaders Split: 12, 1985

Career

Games: 243

Greg Hunter, 1987-90

At Bats: 891

Jay Miller, 2003-06

Runs: 230

Mike Kinkade, 1992-95

Hits: 307

Jay Miller, 2003-06

Doubles: 75

Mike Kinkade, 1992-95

Triples: 14

Bob Fry, 1963-65

Home Runs: 40

Jeff Hooper, 1984-87

Total Bases: 459

Jim Connor, 1987-90

RBI: 199

Kevin Brunstad, 1991-94

Stolen Bases: 97/112

Mike Miller, 1980-83

Walks: 134

Jim Connor, 1987-90

Strikeouts: 153

Steve Curran, 1997-00

Average: .434

John Olerud, 1987-89

Slug. PCT: .824

John Olerud, 1987-89

Putouts: 1,972

Jim Murphy, 2005-08

Assists: 693

Greg Hunter, 1987-90

Errors: 89

Greg Hunter, 1987-90

Grand Slams: 4

Jeff Hooper, 1984-87

TEAM HITTING-FIELDING

Game

Runs: 31, LCSC, 1907

Runs: 28, (modern) Oregon, 1975

Hits: 26, at Northern Colorado, Apr. 21, 2006

Doubles: 9, Rutgers, 1990

Triples: 6, Whitman, 1945

Triples: 5, (modern)

EWSC, 1952; YVC, 1968; Gonzaga, 1970

Home Runs: 8, Whitworth, 1987

Double Plays: 5, USC, 1969; Oregon

State, 1974; Portland State, 1977;

LCSC, 2000; ASU, 2003

Strikeouts: 23, Pacific, 1997

Runs, Inning: 18

Gonzaga, 7th, 1926

Runs, Inning: 15 (modern)

CWU, 1st, 1987

Stolen Bases: 11

Montana, 1917; State Pen, 1952

Stolen Bases-Inning: 8

Utah Valley State (5th), 2004

(Equalled NCAA Record)

Assists: 27

Washington, 1912; Idaho, 1971

Errors: 16

Oregon State, 1919

Errors: 9 (modern)

LCSC, 1982; Texas A&M, 1997

Runs, First Inning: 15

CWU, 1987

Runs, Ninth Inning: 10

NMSU, 1999

Walks: 18, Gonzaga, 1956

TEAM PITCHING

Game

Runs: 30, Washington, 1997

Earned Runs: 26, Washington, 1997

Hits: 30, Washington, 1997

Walks: 16, Montana, 1962

Strikeouts: 20, CWU, 1969

Season

Complete Games: 28, 1976

Innings: 561.2, 1990

Saves: 23, 1978

Hits: 705, 1997

Walks: 326, 1996

Strikeouts: 404, 2006

Runs: 604, 1997

Earned Runs: 476, 1997

ERA: 1.70, 1967

Shutouts: 12, 1973

Season

At Bats: 2,245, 1990

Runs: 564, 1987

Hits: 726, 1988

Doubles: 165, 1990

Triples: 36, 1951

Home Runs: 100, 1987

Stolen Bases: 135, 1971

RBI: 498, 1987

Walks: 362, 1990

Strikeouts: 488, 1997

Average: .327, 1988

Putouts: 1,685, 1990

Assists: 845, 1988

Errors: 136, 1997

Fielding PCT: .972, 2004

Double Plays: 84, 1994

Hit-by-pitches: 107, 2004

Runs/Game: 9.6, 1926

Total Bases: 1,166, 1988

Slugging PCT: .552, 1998

Times Shutout: 9, 2003

All-Time Baseball Letterwinners

A

Adams, Brock	1982-85
Adams, Clarence	1929
Adams, Kenneth	1927-28
Ahearn, William	1940
Aho, Larry	1954, 1958
Aiken, Ronald	1955-56
Akins, Al	1942-43
Alastra, Abijah	1994
Alexander, Grant	2005
Allen, Edward	1924-25
Allen, Steve	1985-86
Alley, Danny Ray	1969-70
Alvis, Andy	1979-80
Alwert, Garrett	2001-04
Alwood, Brian	1976
Amble, Chad	1993
Anderson, Albert	1913-16
Anderson, Bob	1945-46
Anderson, Brian	1976
Anderson, Clarence	1924
Anderson, Murray	1914
Anderson, Roy	1938
Anderson, Roy	1983
Andrusco, Mike	2002
Angelini, Norman S.	1968-69
Angell, Larry	1971-72
Angelo, Joe	1938
Anthony, Bruce	1982
Arbelbide, Ollie	1932-34
Argyropoulos, Matt	2008
Aries, Don	1942-43, 1947
Arnold, Chad	2008
Ashenbrenner, Josh	2007
Aubrey, R.	1927
Auckland, Tony	1999
August, Nick J.	1959-61
Austin, Rick G.	1967-68
Avey, Michael John	1965-66

B

Babler, Michael E.	1969
Baeder, Jonathan	2000-03
Bailey, Greg	1982-83
Bailie, Stefan	2000-01
Baker, Reese	2006
Banaszak, Anthony (Tony)	2001, 2003
Banks, Gary	1959, 1961
Banton, Micah	1999
Barowsky, Don	1993-94
Bartlett, Cody	2007
Bartlome, Joshua	2002
Barton, Greg	1983-84
Bartow, Jerome J.	1954-56
Bass, Regan	1982
Bayton, Ron	1945
Becker, Rudolf	1925, 1927
Beckett, Nason	1997-98
Beem, Mark	1973-75
Beemer, William F.	1965
Beetham, Brett	2003-04

Belitz, Todd	1995-97
Bell, Steven L.	1963-64
Bendele, Henry	1933-34
Beneke, George	1922-23
Benson, Harry	1919-20
Berg, Arthur	1925, 1927
Bergman, Rosevelt	1943
Beuke, Mike	1983
Bickel, Bill	1976
Birney, Dennis R.	1967
Bishop, Ernest	1935-37
Bishop, R. Gale	1942
Blanksma, Pete	1987-88
Blocklinger, Ron	1961-62
Blume, George	1939
Bode, Zachary	1997-2000
Bogart, Fred	1980-82
Bohler, Roy	1914-16
Bohlke, Doug	1952-53
Boldt, Bruce	1956-57
Bolingbroke, Robert A.	1958-60
Bonine, Eddie	2002
Book, Larry Lee	1968-69
Borba, Zach	2007
Borges, Jeff	1993-94
Borrego, Eric	1998
Boston, Tyson	2001-02
Bouchee, Edward	1952
Bowman, Mark	1996
Boyatz, Richard H.	1950-52
Branigan, Thomas	1941-43
Brannfors, Albert	1937-39
Bray, Stanley	1921-23
Brayton, Fredrick C. (Bobo)	1946-48
Brayton, Fritz	1974
Brossman, Jack	1979
Brown, James	1966
Brown, Thomas J.	1966-67
Bruce, Derek	2002-03
Brunstad, Harold T.	1965-66
Brunstad, Kevin	1991-94
Brunswick, Gordon	1948-50
Buckley, Archie	1929-30
Bueke, Mike	1981-82
Bulach, Rob	1984
Burg, Alex	2008
Burkardt, Bob	1976
Burrell, J.J.	2004
Burrows, Robert	1953
Bush, John	1973-74
Bushman, Henry	1939, 1941
Butts, Vern	1939-41
Buzzard, Donald	1928-29
Byram, Arnold	1935-37

C

Cain, George C.	1969-71
Calabrese, Ryan	1999
Cameron, Ken	1993-95
Camp, Chris	1975-77
Camp, Gene	1949-51

Campbell, Beau	1989-92
Campbell, Robert D.	1938
Campbell, Terry	1953, 1955
Canela, Anthony	1994
Caraher, Joe	1933-35
Cardan, James	1946
Carlson, Mike	1961
Carlson, Clyde	1936-38
Carney, Scott	1988
Carr, Clayton H.	1949-51
Carrithers, Jim	1976-77
Carrithers, Rob	1985
Carroll, Terry V.	1949-51
Carter, Forrest	1936-37
Casad, Clifford	1913-14
Cayetano, Justin	2001
Cebula, Nick	2005-07
Cecaci, Ernest S.	1954
Cenatiempo, Kris	1986
Cey, Doug	1978-79
Cey, Ronald C.	1968
Chamberlain, Marv	1971-74
Chamberlin, Bryce	2002-04
Chambers, Clifford	1941-42
Chandler, Carl	1994
Chandler, Greg	1975-77
Chaney, Bruce	1978-79
Chapados, James	1971-73
Clark, Jefferson L.	1968-69
Clarke, Tim	1980-81
Clifford, Jared	1994-96
Clinger, Wardell	1925
Cochrane, Jeff	1989
Cody, Tom	1995
Cole, Harvey	1926-29
Coleman, Eddie	1949-51
Coleman, Frank	1932-34
Collishaw, Dave	1984-85
Compton, Gerald	1949
Conley, Gene	1950
Connor, Jim	1987-90
Cook, Clyde D.	1919-20
Cook, Harold	1922-23
Cook, John	1978-79
Cook, Ryan	1996
Cooney, Jack	1931
Corbally, Jeff	1984-85
Costello, Mike	1982, 1984
Coulter, Leo	1914
Coulter, Travis	2006-08
Cozzens, Aaron	1998-99
Cragin, Edmund "Ted"	1928-29
Cranston, Roy	1940, 1943, 1945
Creighton, Greg	1974
Crook, Brady	1990-91
Crook, Pat	1960-62
Crow, Don	1977-79
Crowe, Matt	2008
Cruikshank, Bill	1985-86
Curran, Steve	1997-2000
Curry, Mitchell	1925

D

Daggett, Cameron	1940-42
Dahl, Wesley	1947-48
Dahlen, Mentor	1931
Daman, Wayne Jr.	2004-07
Damon, Floyd	1957-59
Damon, Howard "Lefty"	1928-30
Dau, Robert	1940, 1942-43
Davis, Andrew	2008
Davis, Donny	2000-01
Davis, Larry	1981-82
Davis, Roy	1914
Davis, Roy	1957
Davison, George	1942-43
Dawson, Tony	1999
Day, John D.	1963
Day, Ken	1989-90
Dechenes, Dave	1994
Delos Santos, Van	2001
Dentz, Adam	2006-07
Desmarais, John	2008
Dickerson, Ronald F. "Steve"	1967-69
Diehl, Dave	1972
Dijulio, Guy	1926--29
Dingwall, Eric	2005
Dirkes, Bob	1974
Dirkes, Roger	1973-75
Dodds, Jim	1987
Dodge, John Richard	1943
Dolquist, Leland N.	1950, 1954
Doman, Scott	1968
Donlin, Sean	1999-2001
Dosskey, Charles	1939-40, 1942
Doyle, James P.	1966-67
Doyle, Jim	1952
Drake, Donald	1953
Duncan, Pete	1969-70
Dunlap, Richard "Butch"	1966-67
Dyson, George	1942

E

Eakin, Robert M.	1954
Eastman, Sam	1937-39
Edler, Dave	1976-78
Edler, Dustyn	1998-99
Edwards, Rick	1980
Ellingsen, Carl	1930
Elliot, Steven L.	1969-70
Emerson, Jeff	1981-82
Emerson, Richard	1938-40
Endsley, John	1962-64
Eno, David	2002
Erickson, Oscar	1932-33
Estes, Eric	1992-95
Estill, Myron	1931-32
Evans, Eugene	1942
Evenhus, Jason	1991-93
Everett, Brady	2005
Evert, Stephen B.	1970
Exley, Gerald	1927-28

F

Fagg, Kip	1986-87
Falkenborg, Wes	2000, 2002-03
Faller, William	1946-48
Fanelli, Matt	2007-08
Farrar, Jeremy	2003-04
Fels, Michael	1968-69
Fender, Jonathan	2002-03
Fields, Kenneth	1936
Fischer, Jon	1996
Fiscus, Scott	1931
Fisher, Zachary	1999-2002
Fiskland, Edward O.	1965-66
Foisy, Ron	1954-56
Ford, Dale	1964-66
Ford, James	1955
Foster, Earl	1921-23
Foster, George	1962-63
Foster, Russell A.	1946, 1948-50
Fowler, Jered	1996
Franc, Glen	1951
Frank, Lee D.	1952-53
Franklin, Corky	1993
Franklin, Richard (Zach)	2002, 2004-06
Freeman, James	2002-05
Freeman, Jason	2004-05
Freeman, John	1955-56
Friel, Jack	1921-23
Frisella, Daniel V.	1965-66
Fry, Robert M.	1963-65

G

Gage-Cole, Murray	1970-71
Gaines, Jamaal	1998-99
Gallagher, John	1961
Galloway, Early "Sonny"	1950
Garretson, Robert A.	1964
Garrett, Gregory	1967
Gates, Jeron "Bookie"	1999-2002
Gause, Edwin B.	1963
Gehrke, Harold	1934
Gentry, Dale	1940-41
Geppert, William	1953
Giese, Paul A.	1960
Gilbert, Mike	2006-07
Gillis, Donald "Skip"	1967-68
Gitzen, George	1944
Glaser, Joseph	1999
Glaze, Marcus	1996-97
Gleason, Steve	1996-99
Goddard, Edwin	1935-37
Godfrey, Herbert	1941
Golden, Albert "Red"	1954-55
Goligoski, Jason	1991-92
Gomez, Michael E.	1969-71
Gores, Greg	1991
Gorrell, Billy	2002-03
Graffis, William (Billy)	1999
Graham, J.	1920
Graham, Wes	1974-75
Grahek, John	1935

Gran, Paul	2006-08
Grasser, Steve	1971-73
Greeny, Burdette	1997
Grove, Jason	1998-2000
Grummett, Stanley	1926
Grutz, Brendan	1996
Guiver, Robin M.	1998-99
Gurnsey, Vern	1945
Gustafson, Ed	1988-89

H

Haddock, Harold	1961
Hahn, Elwood B.	1958-60
Hairston, Jason	1995-97
Hall, Luther	1938
Hall, Nick	2005-07
Hall, Richard	2001
Hamik, Josh	1993-96
Hancock, Steve	1981-83
Hanley, Harold	1922-23
Hanley, LeRoy B.	1920
Hannah, James	1966-68
Hansen, Terrel	1985-87
Hanson, Christian M.	1969-70
Hanson, Vince	1945
Harasimowicz, Kevin	1999
Hardman, Jack G.	1954-56
Hare, Ronald	1957
Hare, Vern	1985
Harmon, Dan	1976
Harris, Samuel	1973
Harris, Tracy	1974-77
Harris, Woody	1974
Harshman, David B.	1968-69
Hart, Justin	2002-04
Hart, Matt	2008
Hartman, J. Albert	1913-16
Harvey, Seth	2007-08
Hathaway, Shawn	1984-87
Hatteberg, Scott	1990-91
Hattenburg, Ray	1997-2000
Hawthorne, Charles	1971
Heaton, Terry	1970-72
Hecker, Evan	1999-2002
Heighton, James	1923, 1927
Heimbigner, Craig	1962-63
Held, Gary	1976
Hemel, Joe	1941, 1946-47
Henderson, Collin	2002-04
Hendon, Marshall	2002
Hendrickson, Eddie L.	1968-69
Hendrickson, Mark	1995
Henley, Mike	1976-77
Herman, Larry	1972-73
Herrick, Greg	1976-77
Herrmann, Bryan	1984-85
Herrold, Dwight "Pete"	1933-35
Hersey, Gordon L.	1954-56
Hetherington, Billy	2002
Hilde, Howard	1981
Hill, Clay	1979-81
Hinrichs, Kyle	2006

All-Time Baseball Letterwinners

Hinrichs, Phil	1978-79
Hinrichs, Scott	1986
Hoffman, John	1976
Hogan, Dan	1983
Holen, Jeff	1987
Holsclaw, Jack	1938
Holsten, Claud	1931
Hooper, Albert "Pete" L.	1938-39, 1941
Hooper, Frank	1936
Hooper, Jeff	1984-87
Hoorelbeke, Jesse	1997
Hoppes, Loren	1983-84, 1986-87
Horan, Dan	1926
Horner, Jim	1993-96
Houston, Robert	1933-35
Hubbell, Richard	1986-89
Hull, Louis	1926-27, 1930-31
Hultman, Mike	1974-76
Humes, Ross	2006-08
Hundt, Brandon	2002, 2004
Hunt, Jay	1982-83
Hunter, Greg	1987-90
Hursey, Glenn	1942

Irvine, Earl	1932-34
Ison, Nick	2006-07

Jackson, Brad	1974
Jackson, Frank	1970-72
Jackson, Gordy	1976
Jacobsen, Bruce	2002-03
James, Landelin "Landy"	1951-53
Jarvits, Henry	1960-61
Jenne, Eldon I.	1918
Jerard, Basil	1916
Jobb, Tom	1974-77
Johnsen, Jeff	1985-86
Johnson, Dan	1976-77
Johnson, Gary L.	1967-68
Johnson, Jeremy	2006-07
Johnson, Ray	1945
Jones, Chine	1984-85
Jones, Dave D.	1957-59
Jones, Delbert	1933-34
Jones, Oscar	1929-30
Jones, Scott	1976
Jorissen, Adrian "Dutch" William	1945-46, 1950
Jorissen, Henry William	1948-49

Kahler, Tanner	2001
Kain, Marty	1980
Kaleikilo, Randy	1995-96
Kangas, Arley E.	1958-60
Kanyer, Barrett	2007
Karp, Julian "Joe" P.	1966-68
Kawabata, Kyle	1992-95

Keller, Bernie	1961-62
Kelley, Casey	1996-98
Kenyon, Nick	2000-2003
Keogh, Roderick B.	1950-52
Keuhl, David	1913
Kienholz, Edgar	1913
Kies, Ryan	1994-95
Kilhefner, Dave	1985-86
Kimbrel, Garrett	2005-08
King, Jason	1990
King, William E.	1920-21
Kinkade, Mike	1992-95
Kinnaman, Robert	1936-37, 1939
Kinnunen, Mike	1977-79
Kirkeby, Marvin D.	1958
Kitchen, Darrin	1990-91
Kitzke, Paul	1976
Knight, LeRoy	1918
Knight, Michael	2000-01
Koenig, Joseph	1925
Koeper, Ron	1952
Kortr, Lewis	1924
Kost, Steve	2005-08
Koster, Marvin	1929-31
Kosturos, Zach	2004-05
Kotula, Martcil	1919, 1921
Kramer, Wallace	1943, 1947
Kranc, Clayton	1935-37
Kranc, Glenn	1952-53
Krause, Robert	1971
Krauser, Ryan	2006-07
Kuehl, David G.	1915, 1919
Kulzer, Norbert G.	1915, 1919-20
Kuykendall, Garry	2008
Kuykendall, Tim	1989-90

L	
Lag Reid, Greg	2006-08
Lalor, Dwayne	1983-85
Lambert, Connor	2007-08
Lance, James T.	1966-67
Langhans, Ronald	1961-63
Laramie, Ron	1982-83
Larson, John	1974
LaRue, Jeffrey	2002-03
Lauer, Jim	1977-78
Lavick, James F.	1969-70
Leal, David	1982
Lebow, Bill DeWayne	1957
Lee, Bobby	1991
Lee, Melvin	1930-32
Legge, Henry	1956-57
Lester, Joe	1913-14
Lewis, Bryon "Busher"	1918-20
Lewis, William	1923
Lindemann, Wayne	1991-92
Linville, Sean	1991-92
Lito, Walter J.	1964-65
Lockwood, Bill	1978-79
Long, Don	1982-83
Loren, Henry W.	1918-19
Lukens, Douglas C.	1964-66

Lundberg, Maynard	1929-30
Lyons, Nate	1974

M	
MacLean, Joe	1965-67
MacKenzie, Aaron	2003-04
Magaurn, Francis	1926
Magnuson, Geoffrey	1984, 1986
Magraw, Kevin	1981
Mahnkey, Raymond	1938-40
Marchbanks, Marv	1960-61
Marier, Thomas S.	1946-49
Marker, Clifford	1924-25
Marlowe, Melvin	1935-37
Marquart, Justin	1993-95
Mashburn, William	1954-56
Mataya, Frank	1951
Maxwell, Brent	1981
Maxwell, Marty	1974-77
Mayberry, William	1949, 1951-52
Mazza, Edward	1955
McAngus, Zach	2004-06
McCallum, Johnny	1945-46
McCallum, Tyler	2006
McCarron, J. A.	1928
McClure, Justin	2004-05
McCollum, Louis	1938-40
McCord, Robert	1926-28
McCormack, Brodie	2008
McDonald, Ivan	1921
McDowell, Ervin	1926-29
McElroy, R.	1913
McGrath, Zapper	2003
McGraw, Tom	1987-90
McGuire, Robert C.	1948-50
McIntosh, Earl	1953-55
McIntosh, Joe	1971-73
McKay, Alan	1932-33
McLarny, Art	1930, 1932
McLellan, Heath	1996
McNally, Mike	1988-89
McPhee, Huntley	1935
McTavish, Les	1997-2000
Mejlholm, Karl	2003
Meldahl, Todd	1997-2000
Mentink, Justin	1997-98
Merkley, Steve	1971-73
Merlich, Al	1976
Meuller, Albert H.	1918
Meyers, Mike	1986-87
Michalisyn, Mike	1981
Miles, Billie	1976
Miles, Chad	1993-94
Miller, Jay	2003-06
Miller, Jayson	2005-08
Miller, Jeff	2004-07
Miller, Leroy W.	1966-68
Miller, Mike	1980-83
Miller, Roy	1991-93
Miller, Russell "Tiz"	1946-48
Mills, Joshua	1999
Minium, Matt	1978

Mitchell, Curry	1924
Mitchell, Earl G.	1928-30
Mitchell, Elbert	1925, 1927
Mitchell, Frank	1929-31
Mitchell, Greg	1997-98
Mitchell, Rich	1974
Moline, Ray	1961-63
Monda, Greg	1981-83
Montee, Richard A.	1958-60
Moon, Chuck	1945
Moran, Mike	1918, 1920-22
Morgan, Harold	1919-20
Morgan, Stacy	1981-82
Mortimer, Steve	2002-03
Moss, Norm	1913-14, 1916
Muehlbauer, Greg	1996
Muehlbauer, Mike	1990-92
Mullen, William G.	1928
Muller, Albert	1919-21
Murphy, Jim	2005-08
Murray, Rocky	1992-95

N

Nagle, John	1957
Nakaishi, Justin	1999
Naumu, Ron	1992-95
Nelson, Hilding C.	1929-31
Nethercutt*, George	1935-37
Newcomb, Wendell	1934
Newhouse, Casey	1994
Newman, Robert	1957
Nichols, Rick	1976
Nichols, Rob	1987-90
Nicholson, Rob	1993-94
Niedenfuier, Tom	1979-80
Nieland, Don	1957
Niles, Lanakila	1999-2002
Nilsen, Jordan	2000
Noce, Paul	1979-81
Noel, Robert W.	1958
Nolan, Darin	1988-91
Nollan, William	1924
Norby, Karl	1931-32
Nordlund, Darren	1996
Normand, Guy	1983-86
Norrie, Harold	1925

O

O'Brien, Matt	1999-2000
Odom, Tony	1984-85
O'Farrell, Scott	1978-81
Olerud, John E.	1963-65
Olerud, John G.	1987-89
Olmo, Frank	1931-33
Olson, Kyle	1972-73
Olson, Roger	1942-43
O'Malley, George	1942
Otterson, John	1924
Overby, Ronald C.	1954-56
Owings, Thomas	1970
Oye, Matt	2005

P

Padovan, Bob	1976-77
Pape, Ed	1913
Pappas, Nick	1997
Pare, Gaye	1948
Parks, Brian	1993
Parr, Raymond	1972
Parrish, Geoff	1994
Parrish, Wade	1997-99
Passmore, Lyman	1916
Pate, Dave O.	1962-64
Patrick, Kelly	1984
Paul, Donald Ray	1949-50
Paulsen, Ken	1982-83
Pavey, Rick	1980-81
Pedersen, Mark	1980
Pelander, James R.	1967
Pellerin, Tom	1983-86
Perez, Manny	1969-71
Perry, Carl	1940-41, 1946
Perreira, David	1999-2000
Peterson, Joe	1946
Peterson, Ryan	2008
Philly, Bradley	1997, 1999
Pickering, Jack C.	1923
Pierson, Leo	1941
Pintler, Gail B.	1966
Pleasant, Arnold R.	1958-60
Plummer, George	1956
Poffenroth, Kyle	1995-97
Poffenroth, Larry	1975-77
Poil, Quentin	1988-89
Pollard, Don	1979
Poppe, Stan	1952-54
Post, Ryan	1993-96
Potter, Andrew	1999
Poznanski, Rick	1981-84
Prince, Jared	2006-08
Provenzo, Tony	1978
Pyles, David	1972-73

Q

Quealey, Steve	1978-79
----------------	---------

R

Radke, Jack	1943
Rainey, Reed	1983-85
Ramsay, Rob	1993-96
Ramsey, Rip	1990-91
Randall, Scott	1995-98
Rankin, John	1969-70
Rask, Kyle	1995
Ratigan, Michael	2007-08
Realini, Dustin	2003
Reddinger, Brandon	2001-04
Reed, Jason	1991-92
Rehder, William	1954
Renkert, Dane	2004-05
Rennick, Robert	1943-45
Reynolds, Simi	2006-08

Rice, Shane	1997-98
Rich, William	1955-56
Richards, Addison "Tad"	1924-25
Richardson, Grant	2002-04
Riel, Scott	1981-82
Rindy, Mark	1998
Rivard, Rejean "Reggie"	1998-2000
Roberts, Waldo	1922-23
Robertson, Boyd	1998-99
Robertson, Brent	2001-02
Robinson, Bud	1933-35
Robinson, Curtis	1997
Robinson, James D.	1967-69
Rockey, McClellan "Chick"	1918-21
Rockey, Ward M.	1947-49
Rodrigues, Dan	1985-86
Roffler, William "Bud"	1951-52
Rohwer, Ted	1926-29
Root, George	1916
Rosano, John	1936
Rosentangle, Edward	1934, 1938
Rossmann, Duane	1963-65
Rouse, Julian	1921-22
Rubin, Kaeo	2004-05
Ruley, Archie	1921-23
Ryan, Greg	1977
Ryan, Rob	1993-96

S

Sackett, Fredrick H.	1966
Sajonia, Brian	1985-88
Salisbury, Robert J.	1963-65
Sandberg, Del	1976
Sandberg, Roy	1921-23
Sanford, William	1971-73
Sarboe, Phil	1932-34
Satterthwaite, Howard G.	1915
Sbragia, Barrin	1972
Schafer, Rick	1973-75
Scherer, Jeffrey	1998-99
Schmid, Dan	1974
Schneider, Mike	1997
Schoening, Max	1935-37
Schreck, Brian	1973
Schreck, Larry W.	1963-65
Schreck, Richard C.	1966-68
Schreiner, Harold	1941
Schroeder, Fred	1915-16
Schubert, Gregory J.	1967-68
Schwarz, Tim	1987-90
Scilley, William Dale	1965-67
Scott, Kevin	1988-89
Sebastian, Festes	1927
Seefried, John	1976-79
Seidel, Tom	1962-63
Sele, Aaron	1989-91
Selinger, Bradley	2004
Sewell, William	1940-41
Sheehan, Chris	1991-92
Shelby, Duane	1925, 1927
Sherwood, Bob	1974-77
Shiver, Clarence	1918

All-Time Baseball Letterwinners

Sienko, Joe	1936-38
Simon, Doug	1973-75
Simpson, Bill	1974-76
Sisk, Doug	1980
Skadan, Frank	1921-22
Skurla, John	1983-84
Slavin, Tim	1981
Small, Andru	1991
Small, Mark	1989
Smith, Courtney E.	1926
Smith, Fenton	1916
Smith, Kelly	1980
Smith, Lanny	1955
Smith, Rob	1984-87
Smith, Ryan	1997-2000
Smith, Scott	1987-90
Smith, William Aaron	2001
Snider, J. Eric	1978, 1980
Snyder, Randy	1986-88
Soalzo, Robert	1943
Solomon, Ty	1994-96
Sommer, Brett	2004-05
Sonedecker, Lee G.	1932-34
Sonnevil, J. D.	1988
Sorenson, Harry	1935-36
Sparks, Terry	1952-55
Spini, Mike	1982-83
Spring, Jack	1952
Springenatic, Ted	1974-75
Springs, Todd	1989-92
Stahlke, Robert	2002-03
Stanton, Brian	1979-80
Steck, Kurt	1989-91
Stein, Roger	1973-74
Stenberg, Lyman	1916
Stephens, Bob	1962-64
Stevenson, Shawn	1997-2000
Stewart, Duane	1995-97
Stiles, Richard E.	1948-49
Stock, Wes G.	1954-55
Strait, Max	1940-41
Strom, Gary M.	1964-66
Sukut, Ordell	1959
Sullivan, John L.	1969-70
Sullivan, Ryan	2000-2001
Suttmeier, Scott	2005-08
Svendsen, Jamin	2001-03
Swanson, J. Ben	1919
Sweet, Charles	1925
Swent, Boyd	1961
Swingley, Casey	1995

T	
Tallman, Doug	1982-84
Tappe, Theodore "Ted"	1950
Taylor, Paul J.	1964-66
Thomas, Adrian	2001
Thomas, Clayton	1926
Thomas, Matt	2005-07
Thomas, Thomas W.	1970-71
Thompson, Tad	1989-92
Thompson, Tyson	1999-2001
Todd, Christopher	2002
Tom, Joe	1976-77, 1979
Tomlinson, Paul	1960-62
Torgerson, Arnold	1947-49
Tostenson, Ron	1981-83
Towery, Rick	1975
Trembly, Joe	1953, 1956-57
Tribbett, Tommy	2007-08
Trolia, Aaron	2004
Tubbs, Riley	2008
Tully, Mike	1915
Tveit, Tim	1976-77
Tylly, Guy	1914

U	
Urbon, Joe	1987-89

V	
Valley, Jason	1991-94
Van Horn, George	1957-58
Van Slyke, Elvin	1940-42
Verduzco, Buzz	1983, 1985
Vezzetti, Wayne	1995-96
Vigeland, Ole	1996-98
Volk, John	1984, 1987
Vucinich, Shea	2008

W	
Waananen, Kurt	1982-85
Waer, Patrick	1994
Wagner, Mike	2006
Wainhouse, David	1986-88
Waits, Bobby	1969-71
Walker, Glen	1979-80
Walker, Robert	1961-62
Wallace, Dan R.	1969-70
Waller, Darroll	1945
Wallingford, Don	1924
Warden, Kermit	1928-30
Warwick, Jamie	1991
Watson, J.	1920
Watson, Robert Frank	1949-51

Way, Matt		2006-08
Webb, Ronald W.	1954-55	
Webb, Stan	1980-81	
Webb, Steve	1984-86, 1988	
Webb, Travis	2005-06	
Weber, Michael	2007-08	
Weingarten, Harold	1924-25	
Weis, Bob	1976	
Welo, Vernon	1959-60	
Westendorf, Phil	1974-77	
Wetmore, Mike	1994-96	
Wheeler, David	1996-98	
White, Kris	2000	
Whiting, Gary L.	1956-58	
Wilburn, John C.	1946-47	
Wilke, Steve	1976-77, 1980	
Wilkins, Eric	1975-77	
Wilkinson, Bill	1951	
Williams, James	1953	
Williams, Jerry R.	1948	
Williams, Justin	2000-01	
Williams, Robert E.	1968-69	
Williamson, Jeff	1993-94	
Williamson, Josh	2006	
Willis, Dustin	2005	
Windham, Richard	1957-58	
Winter, Maurice "Mo"	1956-57	
Wise, James	2008	
Wivell, Henry	1918	
Wodrich, Dan	1977-80	
Wold, Jim	1988	
Wolten, Brad	1986	
Woodruff, Tyson	1993	
Woodward, Scott	1971-72	
Wright, David	1973-74	
Wulf, Eric	1989-92	
Wulff, Don	1981	
Wyche, Gary A.	1960	
Wyckoff, Mark	1984, 1986-88	

Y	
Yates, Bryan	2005-07
Yoshino, Byron	1944

Z	
Zaepfel, John	1922-23
Zellner, Joey	1984-85
Ziel, Edward	1926
Zumwalt, Jon	1996

BOLD indicate active in 2009

WSU Baseball Draft Picks

YEAR	PLAYER	POS	ROUND	TEAM
1965	John Olerud	C	4	Los Angeles, AL
1965	Duane Rossman	SS	10	Chicago, NL
1965	Dan Frisella	P	39	Milwaukee
1965	Dale Ford	1B/OF	58	St. Louis
1966	Douglas Lukens	P	14	St. Louis
1966	Dale Ford	1B/OF	20	Chicago, NL
1966	Julian Karp	P	21	New York, AL
1966	Dan Frisella	P	3	New York, NL
June Secondary Phase				
1967	Thomas Brown	P	18	Chicago, NL
1967	Dale Scilley	SS	25	Detroit
1967	Mark Crandall	P	39	New York, NL
1967	Rick Austin	P	7	Pittsburgh
June Secondary Phase				
1968	Rick Austin	P	3	St. Louis
January Secondary Phase				
1968	Greg Schubert	OF	9	Oakland
1968	James Hannah	C	13	Kansas City
1968	Rick Austin	P	1	Cleveland
June Secondary Phase				
1968	Ron Cey	3B	3	Los Angeles
1969	Bob Williams	C	4	Oakland
1970	Ernie Henrickson	P	7	San Francisco
January Secondary Phase				
1970	Steve Evert	OF	45	Pittsburgh
1970	John Sullivan	OF	47	Pittsburgh
1971	Edward Smith	SS/3B	23	Pittsburgh
1971	Thomas Thomas	3B	1	Pittsburgh
June Secondary Phase				
1972	Barry Sbragia	P	22	Boston
1973	Joe McIntosh	P	13	San Diego
1973	Bill Sanford	C	30	Minnesota
1974	Marv Chamberlain	1B/3B	8	Montreal
1975	Roger Dirkes	SS	34	Minnesota
1976	Tracy Harris	P	29	Detroit
1977	Phil Westendorf	1B	5	Kansas City
1977	Eric Wilkins	P	6	Cleveland
1977	Tracy Harris	P	9	Seattle
1977	Bob Sherwood	P	25	San Diego
1978	Eric Snider	P	20	New York, AL
1978	Dave Edler	INF	21	Seattle
1978	John Cook	OF	22	Cincinnati
1979	Don Crow	C	3	Los Angeles
1979	Mike Kinnunen	P	10	Minnesota
1979	Steve Quealey	P	18	Houston
1979	John Cook	OF	22	Seattle
1979	Jack Thompson	OF	34	Seattle
1979	Bruce Chaney	INF	44	Cleveland
1980	Glen Walker	OF	11	Seattle
1980	Kelly Smith	OF	13	San Francisco
1980	Andy Alvis	C/1B	33	Cleveland
1980	Daniel Wodrich	2B	35	San Diego
1980	Mark Pedersen	P	2	Seattle
June Secondary Phase				
1981	Paul Noce	SS	14	San Diego
1981	Stan Webb	P	16	Chicago, NL
1981	Clay Hill	C/3B	19	Seattle
1981	Marty Kain	P	22	San Diego
1982	Regan Bass	P	21	Texas
1982	Stacy Morgan	P	42	New York, AL
1983	Don Long	3B	3	San Francisco
1983	Mike Miller	2B	6	Kansas City
1983	Jay Hunt	P	13	Seattle
1983	Greg Bailey	OF	14	Texas
1983	Greg Monda	1B	15	Cincinnati
1983	Regan Bass	P	33	Texas
1984	Mike Costello	P	10	San Diego
1984	John Skurla	OF	19	San Francisco
1984	Rick Poznanski	C	24	Texas
1985	Guy Normand	P	16	Montreal
1986	Guy Normand	P	13	Houston
1986	Brad Wolten	OF	34	Cleveland

YEAR	PLAYER	POS	ROUND	TEAM
1987	Rob Smith	OF	11	Milwaukee
1987	Terrel Hansen	P	14	Montreal
1987	Shawn Hathaway	P	22	St. Louis
1987	Brian Sajonia	P	26	California
1987	Jeff Hooper	OF	36	Seattle
1987	Mike Meyers	1B	37	San Francisco
1988	Dave Wainhouse	P	1 (19th overall)	Montreal
1988	Randy Snyder	C	2	Milwaukee
1988	Brian Sajonia	P	20	Montreal
1988	John Jackson	OF	46	Minnesota
1989	John Olerud	P/1B	3	Toronto
1989	Joe Urbon	OF	17	Philadelphia
1989	Mark Small	P	17	Houston
1989	Ed Gustafson	P	18	San Francisco
1989	Kevin Scott	C	32	Houston
1990	Tom McGraw	P	6	Milwaukee
1990	Jason King	SS	21	New York, NL
1990	Greg Hunter	2B	23	Seattle
1990	Kenneth Day	P	33	Cleveland
1990	Rob Nichols	1B	54	Seattle
1991	Aaron Sele	P	1 (23rd overall)	Boston
1991	Scott Hatteberg	OF	1 (compensation)	Boston
1991	Darin Nolan	P	35	Toronto
1992	Eric Wulf	C	19	Colorado
1992	Wayne Lindemann	P	20	Chicago, AL
1992	Chris Sheehan	P	27	Kansas City
1992	Beau Campbell	C	28	Detroit
1992	Deron Pointer	OF	31	Toronto
1993	*Mark Hendrickson	P	21	San Diego
1993	Roy Miller	SS	51	Seattle
1994	Chad Miles	P	4	Florida
1994	Mike Kinkade	C/OF	19	Milwaukee
1994	Jason Valley	P	27	Philadelphia
1994	*Mark Hendrickson	P	32	Atlanta
1995	Mike Kinkade	C/OF	9	Milwaukee
1995	Ken Cameron	OF	14	St. Louis
1995	*Mark Hendrickson	P	16	Detroit
1995	Rob Ramsay	P	17	Minnesota
1995	Kyle Kawabata	P	30	Philadelphia
1996	Mike Wetmore	SS	7	Milwaukee
1996	Rob Ramsay	P	7	Boston
1996	*Mark Hendrickson	P	19	Texas
1996	Rob Ryan	OF	26	Arizona
1997	Todd Belitz	P	5	Tampa Bay
1997	Jason Hairston	C	16	Atlanta
1998	Ole Vigeland	P	15	Texas
1998	Casey Kelley	1B	18	Anaheim
1999	Wade Parrish	P	15	Los Angeles
2000	Jason Grove	OF	3	New York, AL
2000	Todd Meldahl	P	15	Philadelphia
2000	Matt O'Brien	P	18	Oakland
2001	Stefan Bailie	3B	4	Boston
2001	Tyson Thompson	P	33	Tampa Bay
2001	Bookie Gates	2B	35	Minnesota
2002	Bookie Gates	2B	25	Arizona
2004	Bryce Chamberlin	P	6	Baltimore
2004	Grant Richardson	1B	14	Milwaukee
2004	Brandon Reddinger	C	20	Pittsburgh
2004	Aaron Trolia	P	27	Seattle
2005	Brady Everett	C	15	Colorado
2005	James Freeman	P	17	Kansas City
2005	Dane Renkert	P	29	Milwaukee
2006	Travis Webb	P	8	Cincinnati
2006	Jay Miller	OF	17	Philadelphia
2006	Mike Wagner	P	18	Texas
2008	Paul Gran	3B	7	Florida
2008	Jim Murphy	1B	17	Philadelphia
2008	Jayson Miller	P	30	Los Angeles, AL
2008	Matt Way	P	36	San Francisco

* = Current MLB player

Cougars in the Pros



RONALD AIKEN

WASHINGTON STATE	G/GS	IP	H	BB	SO	W-L	SV	ERA
1955	2/0	1 2/3	5	4	1	0-1	0	26.95
1956	14/11	74 2/3	64	44	60	6-1	1	2.79
CAREER	16/11	76 1/3	69	48	61	6-2	1	4.48


MINORS	Team	Level	Parent Club	G/GS	IP	H	BB	SO	W-L	SV	ERA
1957	Modesto	C	New York-A	22/12	90	108	77	-	5-5	-	4.70
	Alexandria	C	New York-A	7/-	-	-	-	-	1-3	-	-
	TOTAL			29/-	-	-	-	-	4-8	-	-
1958	Salem	B	None	-	-	-	-	-	-	-	-
	Yakima	B	Milwaukee	-	-	-	-	-	-	-	-
	TOTAL			4/-	13	-	11	-	0-2	-	9.00
2 YEARS	CAREER			62/-	-	-	-	-	4-10	-	-



ANDY ALVIS

WASHINGTON STATE	G	AB	R	H	2B	3B	HR	RBI	SB	AVG
1979	48	163	35	48	3	4	4	29	3	.294
1980	48	178	40	56	8	7	9	44	3	.315
CAREER	96	341	75	104	11	11	13	73	6	.305

MINORS	Team	Level	Parent Club	G	AB	R	H	2B	3B	HR	RBI	SB	AVG
1980	Batavia	SS A	Cleveland	13	25	4	3	0	0	0	2	4	.120
1 YEAR	CAREER			13	25	4	3	0	0	0	2	4	.120



GARRETT ALWERT

WASHINGTON STATE	G/GS	IP	H	BB	SO	W-L	SV	ERA
2001	15/8	58 1/3	72	17	23	2-6	0	5.40
2002	13/10	61 1/3	90	22	26	2-3	2	7.34
2003	14/2	39 2/3	57	10	19	3-5	0	6.58
2004	20/7	76 2/3	98	14	58	4-3	3	5.17
CAREER	62/27	236	317	63	126	11-17	5	6.03

MINORS	Team	Level	Parent Club	G/GS	IP	H	BB	SO	W-L	SV	ERA
2004	Burlington	Rookie	Cleveland	14/9	52	73	7	51	4-4	0	6.06
1 YEAR	CAREER			14/9	52	73	7	51	4-4	0	6.06



ROY ANDERSON

WASHINGTON STATE	G	AB	R	H	2B	3B	HR	RBI	SB	AVG
1983	19	34	2	7	1	0	0	6	0	.206
CAREER	19	34	2	7	1	0	0	6	0	.206

MINORS	Team	Level	Parent Club	G	AB	R	H	2B	3B	HR	RBI	SB	AVG
1984	Medford	SS A	Oakland	40	124	9	30	6	0	0	18	0	.242
1985	Madison	A	Oakland	88	296	27	63	8	0	5	27	2	.213
1986	Modesto	A	Oakland	71	224	36	60	10	1	5	35	2	.268
1987	Huntsville	AA	Oakland	72	198	29	47	10	1	6	31	0	.237
1988	El Paso	AA	Milwaukee	77	215	31	51	11	2	4	23	1	.237
5 YEARS	CAREER			348	1057	132	251	45	4	20	134	5	.237




NORM ANGELINI

WASHINGTON STATE	G/GS	IP	H	BB	SO	W-L	SV	ERA
1968	12/5	50	47	29	31	3-1	3	2.52
1969	16/11	99 1/3	88	22	91	8-5	2	2.18
CAREER	28/16	149 1/3	135	51	122	11-6	5	2.29

MINORS	Team	Level	Parent Club	G/GS	IP	H	BB	SO	W-L	SV	ERA
1969	Winnipeg	SS A	Kansas City	13/10	72	58	18	74	5-3	-	3.00
1970	San Jose	A	Kansas City	21/17	129	115	34	136	8-8	-	2.65
1971	Elmira	AA	Kansas City	26/6	70	53	18	79	5-6	6	1.67
1972	Omaha	AAA	Kansas City	19/19	51	27	22	66	4-2	-	1.41
1973	Omaha	AAA	Kansas City	22/4	55	63	37	-	2-3	-	4.75
1974	Jacksonville	AA	Kansas City	56/0	105	85	59	94	9-7	11	2.49
1975	Omaha	AAA	Kansas City	54/0	69	58	43	71	3-8	20	4.43
1976	Richmond	AAA	Atlanta	42/1	74	71	40	67	6-5	3	3.65
1977	Richmond	AAA	Atlanta	48/0	81	87	47	53	5-6	7	3.78
1978	Denver	AAA	Montreal	39/4	70	86	27	46	7-2	1	4.63
1979	Denver	AAA	Montreal	48/4	103	88	43	77	8-5	5	3.67
1980	Denver	AAA	Montreal	46/0	87	105	35	61	9-5	8	4.14
1981	Denver	AAA	Montreal	61/0	99	99	46	67	10-7	4	3.18
13 YEARS	CAREER			495/65	1065	985	469	-	81-67	-	3.31

MLB	Team	G/GS	IP	H	BB	SO	W-L	SV	ERA
1972	Kansas City	21/0	16	13	12	16	2-1	2	2.25
1973	Kansas City	7/0	3 2/3	2	7	3	0-0	1	4.91
2 YEARS	CAREER	28/0	19 2/3	15	19	19	2-1	3	2.75



LARRY ANGELL

WASHINGTON STATE	G/GS	IP	H	BB	SO	W-L	SV	ERA
1970	3/0	7 1/3	3	8	3	0-0	1	6.14
1971	14/12	76 2/3	69	34	63	4-4	0	3.17
1972	13/10	67 2/3	65	31	58	6-3	0	3.59
CAREER	30/22	151 2/3	137	73	124	10-7	1	3.50

MINORS	Team	Level	Parent Club	G/GS	IP	H	BB	SO	W-L	SV	ERA
1974	Niagara Falls	SS A	Pittsburgh	22/1	48	36	12	-	5-2	-	1.31
1975	Salem	A	Pittsburgh	24/18	139	136	39	-	13-1	-	2.46
2 YEARS	CAREER			46/19	187	172	51	-	18-3	-	2.17



OLLIE ARBELBIDE

WASHINGTON STATE	G	AB	R	H	2B	3B	HR	RBI	SB	AVG
1932	-	-	-	-	-	-	5	-	-	-
1933	-	-	-	-	-	-	-	-	-	-
1934	22	-	16	-	-	-	-	-	-	-
CAREER	-	-	-	-	-	-	-	-	-	-

MINORS	Team	Level	Parent Club	G	AB	R	H	2B	3B	HR	RBI	SB	AVG
1937	Lewiston	B	None	131	524	-	126	20	7	11	-	-	.240
1 YEAR	CAREER			131	524	-	126	20	7	11	-	-	.240



NICK AUGUST

WASHINGTON STATE	G	AB	R	H	2B	3B	HR	RBI	SB	AVG
1959	-	121	27	27	2	1	2	13	3	.223

1960	-	112	34	37	4	2	1	14	3	.330
1961	-	109	28	37	7	1	0	26	4	.339
CAREER	-	342	89	101	13	4	3	53	10	.295

MINORS	Team	Level	Parent Club	G	AB	R	H	2B	3B	HR	RBI	SB	AVG
1961	Fresno	C	San Francisco	15	55	5	12	1	0	0	6	2	.218
1962	Erie	D	Minnesota	110	440	-	131	10	2	0	-	-	.298
1963	Bismarck-Mandan	A	Minnesota	64	253	-	66	7	2	0	-	-	.261
1964	Orlando	A	Minnesota	44	171	-	34	1	0	0	-	-	.199
4 YEARS	CAREER			233	919	-	243	19	4	0	-	-	.264



RICK AUSTIN

WASHINGTON STATE	G/GS	IP	H	BB	SO	W-L	SV	ERA
1967	11/10	67 2/3	39	25	68	6-2	0	1.33
1968	14/11	98 1/3	70	26	76	12-2	0	1.10
CAREER	25/21	166	109	51	144	18-4	0	1.19

MINORS	Team	Level	Parent Club	G/GS	IP	H	BB	SO	W-L	SV	ERA
1968	Waterbury	AA	Cleveland	12/10	56	62	18	44	1-8	-	2.73
1969	Waterbury	AA	Cleveland	3/2	14	21	2	13	1-0	1	7.71
	Portland	AAA	Cleveland	16/15	96	119	26	56	5-6	0	3.66
	TOTAL			19/17	110	140	28	69	6-6	1	4.17
1970	Wichita	AAA	Cleveland	6/6	48	43	18	36	4-1	0	2.44
1971	Wichita	AAA	Cleveland	14/13	80	95	44	66	4-5	1	4.28
1972	Portland	AAA	Cleveland	-	-	-	-	-	-	-	-
	Tucson	AAA	Chicago-A	-	-	-	-	-	-	-	-
	TOTAL			26/9	71	86	66	-	3-5	-	7.23
1973	San Antonio	AA	Cleveland	10/4	20	25	19	15	0-2	0	7.20
	Evansville	AAA	Milwaukee	26/13	105	91	64	-	3-5	-	4.11
	TOTAL			36/17	125	116	83	-	3-7	-	4.61
1975	Sacramento	AAA	Milwaukee	29/1	61	54	40	53	3-2	5	3.69
1976	Spokane	AAA	Milwaukee	42/0	74	74	49	57	3-4	11	3.89
8 YEARS	CAREER			184/73	625	670	346	-	27-38	-	4.28

MLB	Team	G/GS	IP	H	BB	SO	W-L	SV	ERA
1970	Cleveland	31/8	67 2/3	74	26	53	2-5	3	4.79
1971	Cleveland	23/0	23	25	20	20	0-0	1	5.09
1975	Milwaukee	32/0	40	32	32	30	2-3	2	4.05
1976	Milwaukee	3/0	5 1/3	10	0	3	0-0	0	5.06
4 YEARS	CAREER	89/8	136	141	78	106	4-8	6	4.63



GREG BAILEY

WASHINGTON STATE	G	AB	R	H	2B	3B	HR	RBI	SB	AVG
1981	9	13	3	4	0	1	0	1	1	.308
1982	41	109	31	33	7	5	3	22	3	.303
1983	56	194	41	57	19	2	6	33	7	.294
CAREER	106	316	75	94	26	8	9	56	11	.297

MINORS	Team	Level	Parent Club	G	AB	R	H	2B	3B	HR	RBI	SB	AVG
1983	Tri-Cities	SS A	Texas	50	164	26	28	2	0	2	16	6	.171
1984	Burlington	A	Texas	116	363	49	81	13	1	11	39	18	.223
1985	Salem	A	Texas	117	426	65	109	17	3	13	73	18	.256
1986	Tulsa	AA	Texas	83	249	24	47	8	2	4	25	11	.189
4 YEARS	CAREER			366	1202	164	265	40	6	30	153	53	.220



STEFAN BAILIE

WASHINGTON STATE	G	AB	R	H	2B	3B	HR	RBI	SB	AVG
2000	50	184	37	58	11	1	12	35	1	.315
2001	54	210	55	74	9	1	18	56	2	.352
CAREER	104	394	92	132	20	2	30	91	3	.335

MINORS	Team	Level	Parent Club	G	AB	R	H	2B	3B	HR	RBI	SB	AVG
2001	Lowell	SS A	Boston	23	90	9	21	4	0	2	15	0	.233
2002	Sarasota	Adv. A	Boston	43	159	16	41	8	2	2	26	1	.258
	Red Sox	Rookie	Boston	2	7	1	1	1	0	0	1	0	.143
	TOTAL			45	166	17	42	9	2	2	27	1	.253
2003	Sarasota	Adv. A	Boston	75	267	27	67	14	1	3	29	7	.251
	Red Sox	Rookie	Boston	5	22	4	9	0	1	1	7	0	.409
	TOTAL			80	289	31	76	14	2	4	36	7	.263
2004	Sarasota	Adv. A	Boston	58	222	37	68	23	1	11	48	1	.306
	Portland	AA	Boston	37	139	23	43	15	0	8	28	0	.309
	TOTAL			95	361	60	111	38	1	19	76	1	.307
2005	Portland	AA	Boston	35	129	9	19	5	0	5	11	1	.147
5 YEARS	CAREER			278	1035	126	269	70	5	32	165	10	.260



GREG BARTON

WASHINGTON STATE	G	AB	R	H	2B	3B	HR	RBI	SB	AVG
1983	45	115	28	35	12	0	5	22	0	.304
1984	59	208	48	65	14	7	6	45	4	.313
CAREER	104	323	76	100	26	7	11	67	4	.310


MINORS	Team	Level	Parent Club	G	AB	R	H	2B	3B	HR	RBI	SB	AVG
1984	San Jose	A	None	59	182	21	37	5	1	1	13	1	.203
1985	San Jose	A	None	23	54	4	8	1	0	0	5	0	.148
2 YEARS	CAREER			72	236	25	45	6	1	1	18	1	.191



JEROME BARTOW

WASHINGTON STATE	G/GS	IP	H	BB	SO	W-L	SV	ERA
1954	9/4	32 1/3	28	26	39	3-1	0	5.01
1955	8/6	51	43	29	50	5-2	0	2.47
1956	17/15	100	68	51	89	9-5	1	2.16
CAREER	34/25	182 1/3	139	106	178	17-8	1	2.76

MINORS	Team	Level	Parent Club	G/GS	IP	H	BB	SO	W-L	SV	ERA
1956	Salem	B	None	4/-	-	-	-	-	1-0	-	-
1 YEAR	CAREER			4/-	-	-	-	-	1-0	-	-



REGAN BASS

WASHINGTON STATE	G/GS	IP	H	BB	SO	W-L	SV	ERA
1981	8/4	27 2/3	36	13	17	2-0	1	6.18
1982	12/7	54 2/3	44	26	34	5-2	1	2.96
CAREER	20/11	82 1/3	80	39	51	7-2	2	4.04

MINORS	Team	Level	Parent Club	G/GS	IP	H	BB	SO	W-L	SV	ERA
1983	Tri-Cities	SS A	Texas	8/4	12 1/3	15	5	9	0-2	1	5.11
1984	Salem	A	Texas	25/20	116 1/3	156	41	52	7-13	0	5.96
1985	Salem	A	Texas	27/4	85 1/3	96	32	88	1-4	3	5.27
1986	Daytona Beach	A	Texas	7/4	22	25	20	14	0-3	0	6.95
4 YEARS	CAREER			67/32	236	292	98	163	8-22	4	5.76

Cougars in the Pros



TODD BELITZ

WASHINGTON STATE	G/GS	IP	H	BB	SO	W-L	SV	ERA
1995	19/2	31	39	26	13	1-4	2	7.84
1996	15/14	88 1/3	102	53	64	6-3	0	5.60
1997	13/13	66	107	41	65	2-8	0	11.59
CAREER	47/29	185 1/3	248	120	142	9-15	2	8.11

MINORS	Team	Level	Parent Club	G/GS	IP	H	BB	SO	W-L	SV	ERA
1997	Hudson Valley	SS A	Tampa Bay	15/15	74	65	18	78	4-5	0	3.53
1998	Charleston	A	Tampa Bay	21/21	130	99	48	123	6-4	0	2.42
	St. Petersburg	Adv. A	Tampa Bay	7/7	44 2/3	39	14	40	2-2	0	5.04
	TOTAL			28/28	174 2/3	138	62	163	8-6	0	3.09
1999	Orlando	AA	Tampa Bay	28/28	160 2/3	169	65	118	9-9	0	5.77
2000	Durham	AAA	Tampa Bay	43/0	47	33	28	46	1-1	2	3.83
	Sacramento	AAA	Oakland	12/0	12 1/3	12	5	10	0-1	1	4.38
	TOTAL			55/0	59 1/3	45	33	56	1-2	3	3.94
2001	Sacramento	AAA	Oakland	38/0	52 2/3	52	16	54	4-2	0	5.13
	Colo. Springs	AAA	Colorado	14/0	11	19	3	8	0-2	2	9.82
	TOTAL			52/0	63 2/3	71	19	62	4-4	2	5.94
2002	Colo. Springs	AAA	Colorado	22/5	44	53	20	29	1-3	2	5.11
2003	Colo. Springs	AAA	Colorado	3/0	5	9	2	3	0-0	0	10.80
	Albuquerque	AAA	Florida	13/0	13 2/3	20	4	8	1-0	0	5.93
	Durham	AAA	Tampa Bay	24/1	32	27	7	25	2-1	0	3.38
	TOTAL			40/1	50 2/3	56	13	36	3-1	0	4.80
7 YEARS	CAREER			240/77	627	597	230	542	30-30	7	4.48

MLB	Team	G/GS	IP	H	BB	SO	W-L	SV	ERA
2000	Oakland	5/0	3 1/3	4	4	3	0-0	0	2.70
2001	Colorado	8/0	9 1/3	9	3	5	1-1	0	7.71
2 YEARS	CAREER	13/0	12 2/3	13	7	8	1-1	0	6.39



ERNEST BISHOP

WASHINGTON STATE	G	AB	R	H	2B	3B	HR	RBI	SB	AVG
1935	-	70	-	16	-	-	-	-	-	.229
1936	23	-	16	22	-	-	0	-	-	-
1937	23	89	30	32	4	1	1	-	13	.359
CAREER	-	-	-	70	-	-	-	-	-	-

NOTE: Washington State stats for 1935 are conference only.

MINORS	Team	Level	Parent Club	G	AB	R	H	2B	3B	HR	RBI	SB	AVG
1937	Lewiston	B	None	75	298	-	76	12	3	0	-	-	.255
1938	Bellingham	B	Hollywood-PCL	-	-	-	-	-	-	-	-	-	-
	Spokane	B	None	-	-	-	-	-	-	-	-	-	-
	TOTAL			28	113	-	27	4	2	0	-	-	-
1939	Twin Falls	C	Seattle-PCL	115	484	-	156	22	4	2	-	-	-
1940	Twin Falls	C	None	109	443	-	125	15	3	0	-	-	-
	Spokane	B	None	-	-	-	-	-	-	-	-	-	-
	TOTAL			-	-	-	-	-	-	-	-	-	-
4 YEARS	CAREER			-	-	-	-	-	-	-	-	-	-



GALE BISHOP

WASHINGTON STATE	G	AB	R	H	2B	3B	HR	RBI	SB	AVG
1942	32	104	23	34	-	-	0	-	-	.327
CAREER	32	104	23	34	-	-	0	-	-	.327

MINORS	Team	Level	Parent Club	G	AB	R	H	2B	3B	HR	RBI	SB	AVG
1946	Evansville	B	Boston-N	35	138	-	43	4	5	2	-	-	.312
	Jackson	B	Boston	-	N	-	-	-	-	-	-	-	-
	Spokane	B	None	41	155	-	45	9	2	2	-	-	.290
	TOTAL			-	-	-	-	-	-	-	-	-	-
1947	El Centro	C	None	104	411	-	150	19	8	10	-	-	.365

1948	Hartford	A	Boston-N	13	48	-	10	2	0	0	-	-	.208
1949	Denver	A	Boston-N	10	38	-	10	3	0	0	-	-	.263
4 YEARS	CAREER			-	-	-	-	-	-	-	-	-	-



FRED BOGART

WASHINGTON STATE	G	AB	R	H	2B	3B	HR	RBI	SB	AVG
1979	8	5	2	0	0	0	0	1	0	.000
1980	33	54	11	11	3	0	1	9	2	.204
1981	43	116	22	37	8	0	6	25	0	.319
1982	49	138	28	45	11	1	6	39	3	.326
CAREER	133	313	63	93	24	1	13	74	5	.297

MINORS	Team	Level	Parent Club	G	AB	R	H	2B	3B	HR	RBI	SB	AVG
1983	Bakersfield	A	Seattle	88	262	29	55	6	0	11	37	9	.210
1984	Salinas	A	Seattle	114	335	38	65	18	3	3	39	8	.194
2 YEARS	CAREER			202	597	67	120	24	3	14	76	17	.201




EDDIE BONINE

WASHINGTON STATE	G/GS	IP	H	BB	SO	W-L	SV	ERA
2002	17/16	104 2/3	124	48	78	8-8	0	6.36
CAREER	17/16	104 2/3	124	48	78	8-8	0	6.36

MINORS	Team	Level	Parent Club	G/GS	IP	H	BB	SO	W-L	SV	ERA
2003	Eugene	SS A	San Diego	31/0	33 1/3	32	10	33	1-2	14	3.78
2004	Fort Wayne	A	San Diego	5/5	27 1/3	25	3	31	2-1	0	1.98
	Lake Elsinore	Adv. A	San Diego	21/21	112 1/3	121	39	96	5-10	0	5.45
	TOTAL			26/26	139 2/3	146	42	127	7-11	0	4.77
2005	Lake Elsinore	Adv. A	San Diego	36/10	104 1/3	142	42	77	5-6	0	6.47
	Portland	AAA	San Diego	1/0	2	0	0	5	1-0	0	0.00
	TOTAL			37/10	106 1/3	142	42	82	6-6	0	6.35
2006	Lakeland	Adv. A	Detroit	41/11	106 1/3	108	27	83	4-4	1	3.98
	Erie	AA	Detroit	1/1	6	8	0	2	0-1	0	9.00
	TOTAL			42/12	112 1/3	116	27	85	4-5	1	4.25
2007	Erie	AA	Detroit	25/25	154 2/3	159	24	73	14-5	0	3.90
	Toledo	AAA	Detroit	1/1	8	7	1	4	1-0	0	2.25
	TOTAL			26/26	162 2/3	166	25	77	15-5	0	3.82
2008	Toledo	AAA	Detroit	17/17	106 1/3	107	18	69	12-4	0	4.15
	Erie	AA	Detroit	1/1	3 2/3	4	2	1	0-1	0	2.45
	TOTAL			18/18	110	111	20	70	12-5	0	4.09
6 YEARS	CAREER			180/92	664 1/3	713	166	474	45-34	15	4.54

MLB	Team	G/GS	IP	H	BB	SO	W-L	SV	ERA
2008	Detroit	5/5	26 2/3	36	5	9	2-1	0	5.40
1 YEAR	CAREER	5/5	26 2/3	36	5	9	2-1	0	5.40



TYSON BOSTON

WASHINGTON STATE	G	AB	R	H	2B	3B	HR	RBI	SB	AVG
2001	41	134	22	28	7	0	4	25	3	.209
2002	35	69	17	17	4	0	4	16	3	.246
CAREER	76	203	39	45	11	0	8	41	6	.221

MINORS	Team	Level	Parent Club	G	AB	R	H	2B	3B	HR	RBI	SB	AVG
2003	R. Grande Valley	Ind.	None	92	345	36	92	21	1	2	26	7	.267
2004	Jackson	Ind.	None	45	155	28	39	10	0	4	23	4	.252
	Quebec	Ind.	None	10	35	2	8	0	0	0	3	1	.229
	San Angelo	Ind.	None	24	87	7	18	7	0	0	7	2	.207
	TOTAL			79	277	37	65	17	0	4	33	7	.235
2 YEARS	CAREER			171	622	73	157	38	1	6	59	14	.252




ED BOUCHEE

WASHINGTON STATE	G	AB	R	H	2B	3B	HR	RBI	SB	AVG
1952	34	116	29	35	4	5	4	26	13	.302
CAREER	34	116	29	35	4	5	4	26	13	.302

MINORS	Team	Level	Parent Club	G	AB	R	H	2B	3B	HR	RBI	SB	AVG
1952	Spokane	A	None	98	320	-	102	19	5	7	-	-	.319
1955	Schenectady	A	Philadelphia	138	466	-	146	40	5	22	-	-	.313
1956	Miami	AAA	Philadelphia	144	496	-	146	22	7	17	-	-	.294
1962	Syracuse	AAA	New York-N	80	251	52	72	21	3	8	48	1	.287
1963	Buffalo	AAA	New York-N	87	218	36	58	4	0	14	40	1	.266
5 YEARS	CAREER			547	1751	-	524	106	20	68	-	-	.299

MLB	Team	G	AB	R	H	2B	3B	HR	RBI	SB	AVG
1956	Philadelphia	9	22	0	6	2	0	0	1	0	.273
1957	Philadelphia	154	574	78	168	35	8	17	76	1	.293
1958	Philadelphia	89	334	55	86	19	5	9	39	1	.257
1959	Philadelphia	136	499	75	142	29	4	15	74	0	.285
1960	Philadelphia	22	65	1	17	4	0	0	8	0	.262
	Chicago-N	98	299	33	71	11	1	5	44	2	.237
	TOTAL	120	364	34	88	15	1	5	52	2	.242
1961	Chicago-N	112	319	49	79	12	3	12	38	1	.248
1962	New York-N	50	87	7	14	2	0	3	10	0	.161
7 YEARS	CAREER	670	2199	298	583	114	21	61	290	5	.265



THOMAS BROWN

WASHINGTON STATE	G/GS	IP	H	BB	SO	W-L	SV	ERA
1966	10/7	47 1/3	36	18	22	3-1	0	2.85
1967	8/8	57 1/3	37	20	47	5-1	0	0.47
CAREER	18/15	104 2/3	73	38	69	8-2	0	1.55

MINORS	Team	Level	Parent Club	G/GS	IP	H	BB	SO	W-L	SV	ERA
1968	Caldwell	Rookie	Chicago-N	11/10	54	45	30	-	4-2	-	3.50
	Quincy	A	Chicago-N	2/2	2	4	2	-	0-1	-	18.00
	TOTAL			13/12	56	49	32	-	4-3	-	4.02
1969	Quincy	A	Chicago-N	20/8	70	77	31	-	3-4	-	3.47
2 YEARS	CAREER			33/20	126	126	63	-	7-7	-	3.71



DEREK BRUCE

WASHINGTON STATE	G	AB	R	H	2B	3B	HR	RBI	SB	AVG
2002	53	192	45	50	14	3	11	35	1	.260
2003	56	221	43	65	14	4	6	29	6	.294
CAREER	109	413	88	115	28	7	17	64	7	.278

MINORS	Team	Level	Parent Club	G	AB	R	H	2B	3B	HR	RBI	SB	AVG
2004	Missoula	Rookie	Arizona	60	225	29	61	8	2	2	25	4	.271
2005	Lancaster	Adv. A	Arizona	30	88	19	30	10	0	3	13	0	.341
	Yakima	SS A	Arizona	75	299	40	83	28	0	3	27	2	.278
	TOTAL			105	387	59	113	38	0	6	40	2	.292
2006	Lancaster	Adv. A	Arizona	99	321	49	99	13	1	2	35	6	.308
2007	Visalia	Adv. A	Arizona	111	417	58	110	20	4	7	40	2	.264
4 YEARS	CAREER			375	1350	195	383	79	7	17	140	14	.284



GORDON BRUNSWICK

WASHINGTON STATE	G	AB	R	H	2B	3B	HR	RBI	SB	AVG
1948	11	39	9	18	4	2	0	19	-	.462
1949	16	63	14	17	2	0	3	18	5	.270
1950	14	56	18	17	0	1	7	20	7	.304
CAREER	41	158	41	52	6	3	10	57	-	.329

NOTE: Washington State stats are conference only.

MINORS	Team	Level	Parent Club	G	AB	R	H	2B	3B	HR	RBI	SB	AVG
1950	Klamath Falls	D	Philadelphia-N	59	208	-	71	11	9	11	-	-	.341
1951	Vancouver	B	None	101	395	-	119	13	12	4	-	-	.301
	Seattle	AAA	None	3	3	-	0	0	0	0	-	-	.000
	TOTAL			104	398	-	119	13	12	4	-	-	.299
1952	Seattle	Open	None	19	40	-	10	3	0	0	-	-	.250
	Vancouver	A	None	124	433	-	126	17	12	12	-	-	.291
	TOTAL			143	473	-	136	20	12	12	-	-	.288
1953	Seattle	Open	None	35	65	-	8	1	1	1	-	-	.123
	Jackson	C	Detroit	2	-	-	-	-	-	-	-	-	-
	TOTAL			37	-	-	-	-	-	-	-	-	-
1954	Modesto	C	New York-A	9	33	-	-	-	-	-	-	-	-
	San Francisco	Open	None	39	91	-	22	4	0	6	-	-	.242
	Tri-City	A	None	34	109	-	25	5	1	1	-	-	.229
	TOTAL			82	233	-	-	-	-	-	-	-	-
5 YEARS	CAREER			425	-	-	-	-	-	-	-	-	-



J.J. BURRESS

WASHINGTON STATE	G	AB	R	H	2B	3B	HR	RBI	SB	AVG
2004	44	34	10	6	1	0	0	5	0	.176
CAREER	44	34	10	6	1	0	0	5	0	.176

MINORS	Team	Level	Parent Club	G	AB	R	H	2B	3B	HR	RBI	SB	AVG
2006	Sioux City	Ind.	None	71	277	34	76	7	2	0	26	11	.274
1 YEAR	CAREER			71	277	34	76	7	2	0	26	11	.274



VERN BUTTS

WASHINGTON STATE	G	AB	R	H	2B	3B	HR	RBI	SB	AVG
1939	-	112	28	40	-	-	3	-	-	.357
1940	27	91	24	28	-	-	3	-	-	.308
1941	-	84	16	22	-	-	3	-	-	.262
CAREER	-	287	68	90	-	-	9	-	-	.314

MINORS	Team	Level	Parent Club	G	AB	R	H	2B	3B	HR	RBI	SB	AVG
1941	Canton	C	Boston-A	69	225	-	65	19	3	1	-	-	.289
1 YEAR	CAREER			69	225	-	65	19	3	1	-	-	.289

Cougars in the Pros



KEN CAMERON

WASHINGTON STATE	G	AB	R	H	2B	3B	HR	RBI	SB	AVG
1993	46	126	43	38	8	3	2	19	7	.302
1994	60	181	53	60	6	5	7	44	13	.331
1995	57	209	53	81	12	6	6	44	20	.388
CAREER	163	516	149	179	26	14	15	107	40	.347

MINORS	Team	Level	Parent Club	G	AB	R	H	2B	3B	HR	RBI	SB	AVG
1995	New Jersey	SS A	St. Louis	39	138	18	33	9	1	0	10	5	.239
1996	New Jersey	SS A	St. Louis	53	190	43	55	10	6	0	20	8	.289
1997	Peoria	A	St. Louis	105	323	51	84	20	4	2	27	21	.260
1998	Prince William	Adv. A	St. Louis	42	138	22	45	12	0	3	23	8	.326
	Arkansas	AA	St. Louis	40	82	7	14	1	2	0	3	0	.171
	TOTAL			82	220	29	59	13	2	3	26	8	.268
1999	Reno	Ind.	None	26	95	-	22	2	2	0	-	-	.232
5 YEARS	CAREER			305	966	-	253	54	15	5	-	-	.262



GENE CAMP

WASHINGTON STATE	G	AB	R	H	2B	3B	HR	RBI	SB	AVG
1949	8	26	3	13	0	1	0	6	1	.500
1950	8	24	1	1	0	0	0	1	0	.042
1951	39	125	28	37	6	4	5	32	0	.296
CAREER	-	-	-	-	-	-	-	-	-	-

NOTE: Washington State stats for 1949-50 are conference only.

MINORS	Team	Level	Parent Club	G	AB	R	H	2B	3B	HR	RBI	SB	AVG
1951	Klamath Falls	D	Philadelphia-N	84	305	-	82	11	3	8	-	-	.269
1952	Salina	C	Philadelphia-N	29	99	-	19	3	1	0	-	-	.192
2 YEARS	CAREER			113	404	-	101	14	4	8	-	-	.250



CLAYTON CARR

WASHINGTON STATE	G	AB	R	H	2B	3B	HR	RBI	SB	AVG
1949	15	45	15	15	0	1	0	16	0	.333
1950	14	48	9	10	0	2	0	6	0	.208
1951	32	113	26	35	3	2	1	20	0	.309
CAREER	-	-	-	-	-	-	-	-	-	-

NOTE: Washington State stats for 1949-50 are conference only.

MINORS	Team	Level	Parent Club	G	AB	R	H	2B	3B	HR	RBI	SB	AVG
1952	Tri-City	A	Philadelphia-N	33	80	-	18	3	0	0	-	-	.225
1 YEAR	CAREER			33	80	-	18	3	0	0	-	-	.225



TERRY CARROLL

WASHINGTON STATE	G	AB	R	H	2B	3B	HR	RBI	SB	AVG
1949	16	59	10	11	0	0	0	6	2	.186
1950	14	58	14	21	3	1	2	8	2	.362
1951	39	147	35	40	7	6	2	24	4	.272
CAREER	-	-	-	-	-	-	-	-	-	-

NOTE: Washington State stats for 1949-50 are conference only.

MINORS	Team	Level	Parent Club	G	AB	R	H	2B	3B	HR	RBI	SB	AVG
1951	Stockton	C	None	12	38	-	6	3	0	0	-	-	.158
1952	Yuma	C	None	132	556	-	174	34	7	7	-	-	.313
1953	Tri-City	A	None	136	524	-	145	12	7	2	-	-	.277
1954	Tri-City	A	None	137	541	-	168	21	5	1	-	-	.311
4 YEARS	CAREER			417	1659	-	493	70	19	10	-	-	.297



NICK CEBULA

WASHINGTON STATE	G/GS	IP	H	BB	SO	W-L	SV	ERA
2005	16/6	31 1/3	48	21	24	2-3	0	8.04
2006	23/0	17 2/3	25	11	15	1-0	2	7.13
2007	17/0	13 2/3	16	5	6	1-0	0	5.27
CAREER	56/6	62 2/3	89	37	45	4-3	2	7.18

MINORS	Team	Level	Parent Club	G/GS	IP	H	BB	SO	W-L	SV	ERA
2007	Sioux City	Ind.	None	4/2	15	21	3	13	0-2	1	4.80
1 YEAR	CAREER			4/2	15	21	3	13	0-2	1	4.80



RON CEY

WASHINGTON STATE	G	AB	R	H	2B	3B	HR	RBI	SB	AVG
1968	38	130	31	47	8	3	8	33	5	.362
CAREER	38	130	31	47	8	3	8	33	5	.362

MINORS	Team	Level	Parent Club	G	AB	R	H	2B	3B	HR	RBI	SB	AVG
1968	Tri-City	SS A	Los Angeles	74	254	50	76	11	4	9	62	-	.299
1969	Bakersfield	A	Los Angeles	98	353	68	117	16	1	22	56	12	.331
	Albuquerque	AA	Los Angeles	13	32	8	5	1	0	0	2	3	.156
	TOTAL			111	385	76	122	17	1	22	58	15	.317
1970	Albuquerque	AA	Los Angeles	71	239	31	79	22	1	4	56	-	.331
1971	Spokane	AAA	Los Angeles	137	500	85	164	26	4	32	123	5	.328
1972	Albuquerque	AAA	Los Angeles	142	469	99	163	25	7	23	103	-	.329
5 YEARS	CAREER			535	1874	341	604	101	17	90	402	-	.322

MLB	Team	G	AB	R	H	2B	3B	HR	RBI	SB	AVG
1971	Los Angeles	2	2	0	0	0	0	0	0	0	.000
1972	Los Angeles	11	37	3	10	1	0	1	3	0	.270
1973	Los Angeles	152	507	60	124	18	4	15	80	1	.245
1974	Los Angeles	159	577	88	151	20	2	18	97	1	.262
1975	Los Angeles	158	566	72	160	29	2	25	101	5	.283
1976	Los Angeles	145	502	69	139	18	3	23	80	0	.277
1977	Los Angeles	153	564	77	136	22	3	30	110	3	.241
1978	Los Angeles	159	555	84	150	32	0	23	84	2	.270
1979	Los Angeles	150	487	77	137	20	1	28	81	3	.281
1980	Los Angeles	157	551	81	140	25	0	28	77	2	.254
1981	Los Angeles	85	312	42	90	15	2	13	50	0	.288
1982	Los Angeles	150	556	62	141	23	1	24	79	3	.254
1983	Chicago-N	159	581	73	160	33	1	24	90	0	.275
1984	Chicago-N	146	505	71	121	27	0	25	97	3	.240
1985	Chicago-N	145	500	64	116	18	2	22	63	1	.232
1986	Chicago-N	97	256	42	70	21	0	13	36	0	.273
1987	Oakland	45	104	12	23	6	0	4	11	0	.221
17 YEARS	CAREER	2073	7162	977	1868	328	21	316	1139	24	.261



MARV CHAMBERLAIN

WASHINGTON STATE	G	AB	R	H	2B	3B	HR	RBI	SB	AVG
1971	25	51	9	12	4	1	1	11	1	.235
1972	32	91	13	30	4	1	2	27	3	.330
1973	55	182	43	59	9	1	5	45	4	.324
1974	47	170	43	65	10	2	16	73	15	.383
CAREER	159	494	108	166	27	5	24	156	23	.336

MINORS	Team	Level	Parent Club	G	AB	R	H	2B	3B	HR	RBI	SB	AVG
1974	W. Palm Beach	A	Montreal	53	155	15	30	5	0	3	19	1	.194
1 YEAR	CAREER			53	155	15	30	5	0	3	19	1	.194



BRYCE CHAMBERLIN

WASHINGTON STATE	G/GS	IP	H	BB	SO	W-L	SV	ERA
2002	12/7	41	53	18	17	0-2	0	7.24
2003	16/14	80	106	46	48	4-6	0	7.65
2004	15/12	62 1/3	70	23	66	8-3	0	5.34
CAREER	43/33	183 1/3	229	87	131	12-11	0	6.77

MINORS	Team	Level	Parent Club	G/GS	IP	H	BB	SO	W-L	SV	ERA
2004	Aberdeen	SS A	Baltimore	12/6	37 1/3	33	19	42	1-6	0	6.03
	Delmarva	A	Baltimore	3/3	11 1/3	18	7	12	0-3	0	7.15
	TOTAL			15/9	48 2/3	51	26	54	1-9	0	6.29
2005	Bluefield	Rookie	Baltimore	2/2	5	4	3	6	0-0	0	5.40
	Aberdeen	SS A	Baltimore	18/0	30 1/3	35	20	37	1-2	1	5.64
	TOTAL			20/2	35 1/3	39	23	43	1-2	1	5.60
2 YEARS	CAREER			35/11	84	90	49	97	2-11	1	6.00



CLIFF CHAMBERS

WASHINGTON STATE	G/GS	IP	H	BB	SO	W-L	SV	ERA
1941	10/8	63 1/3	31	-	-	5-1	0	-
1942	10/10	85	-	-	-	6-4	0	-
CAREER	20/18	148 1/3	-	-	-	11-5	0	-

MINORS	Team	Level	Parent Club	G/GS	IP	H	BB	SO	W-L	SV	ERA
1942	Los Angeles	AA	Chicago-N	1/0	2	2	1	-	0-0	-	0.00
	Tulsa	A1	Chicago-N	15/-	112	89	32	-	6-7	-	2.01
	TOTAL			16/-	114	91	33	-	6-7	-	1.97
1946	Los Angeles	AAA	Chicago-N	37/37	268	249	93	-	18-15	-	3.02
1947	Los Angeles	AAA	Chicago-N	37/34	273	241	99	-	24-9	-	3.13
1954	San Diego	Open	None	25/8	74 2/3	96	45	-	6-4	-	5.30
4 YEARS	CAREER			115/-	749 2/3	677	270	-	54-35	-	3.05

MLB	Team	G/GS	IP	H	BB	SO	W-L	SV	ERA
1948	Chicago-N	29/12	103 2/3	100	48	51	2-9	0	4.43
1949	Pittsburgh	34/21	177 1/3	186	58	93	13-7	0	3.96
1950	Pittsburgh	37/33	249 1/3	262	92	93	12-15	0	4.30
1951	Pittsburgh	10/10	59 2/3	64	31	19	3-6	0	5.58
	St. Louis-N	21/16	129 1/3	120	56	45	11-6	0	3.38
	TOTAL	31/26	189	184	87	64	14-12	0	4.38
1952	St. Louis-N	26/13	98 1/3	110	33	47	4-4	1	4.12
1953	St. Louis-N	32/8	79 2/3	82	43	26	3-6	0	4.86
6 YEARS	CAREER	189/113	897 1/3	924	361	374	48-53	1	4.29



GREG CHANDLER

WASHINGTON STATE	G	AB	R	H	2B	3B	HR	RBI	SB	AVG
1974	8	9	1	1	0	0	0	0	0	.111
1975	41	100	17	26	2	0	1	7	1	.260
1976	47	125	18	30	10	0	1	10	2	.240
1977	39	98	20	30	7	2	1	21	2	.306
CAREER	135	332	56	87	19	2	3	38	5	.262


MINORS	Team	Level	Parent Club	G	AB	R	H	2B	3B	HR	RBI	SB	AVG
1977	Great Falls	Rookie	San Francisco	16	43	-	9	2	1	1	-	-	.209
	Fresno	A	San Francisco	12	30	-	6	1	0	0	-	-	.200
	TOTAL			28	73	-	15	3	1	1	-	-	.205
1 YEAR	CAREER			28	73	-	15	3	1	1	-	-	.205



BRUCE CHANEY

WASHINGTON STATE	G	AB	R	H	2B	3B	HR	RBI	SB	AVG
1978	56	152	27	39	8	2	0	25	4	.262
1979	49	128	30	41	8	0	2	18	1	.320
CAREER	105	280	57	80	16	2	2	43	5	.286

MINORS	Team	Level	Parent Club	G	AB	R	H	2B	3B	HR	RBI	SB	AVG
1979	Batavia	SS A	Cleveland	22	74	11	12	2	0	3	11	1	.162
	Waterloo	A	Cleveland	39	102	8	19	3	2	1	12	0	.186
	TOTAL			61	176	19	31	5	2	4	23	1	.176
1980	Waterloo	A	Cleveland	56	145	26	29	3	1	3	21	9	.200
	Chattanooga	AA	Cleveland	46	145	20	34	8	2	1	14	1	.234
	TOTAL			102	290	46	63	11	3	4	35	10	.217
1981	Lakeland	A	Detroit	58	170	18	43	6	2	0	12	12	.253
	Birmingham	AA	Detroit	21	49	4	5	1	0	0	3	3	.102
	TOTAL			79	219	22	48	7	2	0	15	15	.219
1982	Midland	AA	Chicago-N	85	232	45	55	12	0	10	37	5	.237
1983	Midland	AA	Chicago-N	40	131	23	30	7	1	3	14	2	.229
5 YEARS	CAREER			367	1048	155	227	42	8	21	124	33	.217



JIM CHAPADOS

WASHINGTON STATE	G	AB	R	H	2B	3B	HR	RBI	SB	AVG
1971	33	66	18	15	0	1	0	9	2	.227
1972	38	103	25	31	9	2	0	12	4	.301
1973	55	180	49	63	9	5	6	38	11	.350
CAREER	126	349	92	109	18	8	6	59	17	.312

MINORS	Team	Level	Parent Club	G	AB	R	H	2B	3B	HR	RBI	SB	AVG
1973	Bellingham	SS A	Los Angeles	78	260	-	62	8	1	6	-	-	.238
1974	Bellingham	SS A	Los Angeles	68	227	-	69	11	1	9	-	-	.304
1975	Bakersfield	A	Los Angeles	26	62	-	9	2	0	0	-	-	.145
	Bellingham	SS A	Los Angeles	3	4	-	0	0	0	0	-	-	.000
	TOTAL			29	66	-	9	2	0	0	-	-	.136
3 YEARS	CAREER			175	553	-	140	21	2	15	-	-	.253



TIM CLARKE

WASHINGTON STATE	G/GS	IP	H	BB	SO	W-L	SV	ERA
1978	7/0	8 1/3	3	8	5	1-0	0	5.40
1979	3/1	10	8	5	8	1-0	0	2.70
1980	19/6	60	63	33	34	6-1	1	3.75
1981	13/11	66 2/3	74	26	31	3-2	0	4.32
CAREER	42/18	145	148	72	78	11-3	1	4.03

MINORS	Team	Level	Parent Club	G/GS	IP	H	BB	SO	W-L	SV	ERA
1981	Cubs	Rookie	Chicago-N	11/11	70	64	18	-	6-2	0	1.80
	Midland	AA	Chicago-N	1/0	3	3	1	0	0-0	0	3.00
	TOTAL			12/11	73	67	19	-	6-2	0	1.85
1982	Quad Cities	A	Chicago-N	25/23	164	155	42	81	11-7	0	2.91
1983	Salinas	A	Chicago-N	25/25	155 1/3	190	49	-	6-17	-	5.45
3 YEARS	CAREER			62/59	392 1/3	412	110	-	23-26	-	3.72

Cougars in the Pros



EDDIE COLEMAN

WASHINGTON STATE	G	AB	R	H	2B	3B	HR	RBI	SB	AVG
1949	16	59	22	16	3	1	1	12	2	.271
1950	14	61	11	18	4	2	0	10	6	.296
1951	41	143	39	52	12	5	4	38	2	.364
CAREER	-	-	-	-	-	-	-	-	-	-

NOTE: Washington State stats for 1949-50 are conference only.

MINORS	Team	Level	Parent Club	G	AB	R	H	2B	3B	HR	RBI	SB	AVG
1951	Salt Lake City	C	Philadelphia-N	57	168	-	36	3	1	0	-	-	.214
1952	Salt Lake City	C	Philadelphia-N	44	150	-	46	6	1	0	-	-	.307
2 YEARS	CAREER			101	318	-	82	9	2	0	-	-	.258



DAVE COLLISHAW

WASHINGTON STATE	G/GS	IP	H	BB	SO	W-L	SV	ERA
1984	10/2	24	29	3	11	1-2	0	4.88
1985	2/0	3	9	2	4	0-0	0	15.00
CAREER	12/2	27	38	5	15	1-2	0	6.00

MINORS	Team	Level	Parent Club	G/GS	IP	H	BB	SO	W-L	SV	ERA
1986	Tri-Cities	SS A	None	14/14	78 2/3	83	39	40	3-6	0	4.46
1987	San Jose	A	None	1/0	2	1	0	1	0-1	0	4.50
2 YEARS	CAREER			15/14	80 2/3	84	39	41	3-7	0	4.46



GENE CONLEY

WASHINGTON STATE	G/GS	IP	H	BB	SO	W-L	SV	ERA
1950	16/11	74 1/3	-	-	-	5-2	2	-
CAREER	16/11	74 1/3	-	-	-	5-2	2	-

MINORS	Team	Level	Parent Club	G/GS	IP	H	BB	SO	W-L	SV	ERA
1951	Hartford	A	Boston-N	33/30	263	207	53	173	20-9	-	2.16
1952	Milwaukee	AAA	Boston-N	20/19	160	143	46	143	11-4	-	3.15
1953	Toledo	AAA	Milwaukee	36/32	261	198	57	211	23-9	-	2.90
1964	Burlington	A	Cleveland	2/2	14	23	5	-	1-1	-	6.43
4 YEARS	CAREER			91/73	698	571	161	-	55-23	-	2.75

MLB	Team	G/GS	IP	H	BB	SO	W-L	SV	ERA
1952	Boston-N	4/3	12 2/3	23	9	6	0-3	0	7.82
1954	Milwaukee	28/27	194 1/3	171	79	113	14-9	0	2.96
1955	Milwaukee	22/21	158	152	52	107	11-7	0	4.16
1956	Milwaukee	31/19	158 1/3	169	52	68	8-9	3	3.13
1957	Milwaukee	35/18	148	133	64	61	9-9	1	3.16
1958	Milwaukee	26/7	72	89	17	53	0-6	2	4.88
1959	Philadelphia	25/22	180	159	42	102	12-7	1	3.00
1960	Philadelphia	29/25	183 1/3	192	42	117	8-14	0	3.68
1961	Boston	33/30	199 2/3	229	65	113	11-14	1	4.91
1962	Boston	34/33	241 2/3	238	68	134	15-14	1	3.95
1963	Boston	9/9	40 2/3	51	21	14	3-4	0	6.64
11 YEARS	CAREER	276/214	1588 2/3	1606	511	888	91-96	9	3.82



JOHN COOK

WASHINGTON STATE	G	AB	R	H	2B	3B	HR	RBI	SB	AVG
1978	52	159	45	58	5	4	0	12	21	.365
1979	44	119	32	36	7	4	0	10	18	.303
CAREER	96	278	79	94	12	8	0	22	39	.338

MINORS	Team	Level	Parent Club	G	AB	R	H	2B	3B	HR	RBI	SB	AVG
1979	Wausau	A	None	37	106	25	25	5	0	0	8	7	.236
	Bellingham	SS A	Seattle	3	8	4	2	0	1	0	2	1	.250
	TOTAL			40	114	29	27	5	1	0	10	8	.237
1 YEAR	CAREER			40	114	29	27	5	1	0	10	8	.237



MIKE COSTELLO

WASHINGTON STATE	G/GS	IP	H	BB	SO	W-L	SV	ERA
1982	11/6	39	42	29	21	4-3	0	5.54
1984	14/12	86 1/3	60	43	70	9-2	0	1.88
CAREER	25/18	125 1/3	102	72	91	13-5	0	3.02

MINORS	Team	Level	Parent Club	G/GS	IP	H	BB	SO	W-L	SV	ERA
1984	Spokane	SS A	San Diego	15/15	102 2/3	85	43	114	7-6	0	2.72
1985	Charleston	A	San Diego	29/29	200	161	86	193	16-8	0	2.61
1986	Beaumont	AA	San Diego	27/27	157	170	88	90	9-10	0	5.22
1987	Wichita	AA	San Diego	11/10	59 2/3	68	23	44	2-2	0	6.34
	Las Vegas	AAA	San Diego	12/12	58 1/3	60	42	28	3-5	0	5.86
	TOTAL			23/22	118	128	65	72	5-7	0	6.10
1988	Wichita	AA	San Diego	15/14	106 2/3	87	36	70	8-4	0	2.70
	Las Vegas	AAA	San Diego	18/13	83	102	34	46	6-5	0	4.34
	TOTAL			33/27	189 2/3	189	70	116	14-9	0	3.42
1989	El Paso	AA	Milwaukee	8/7	41	61	28	20	3-4	0	6.80
	Denver	AAA	Milwaukee	18/10	68 2/3	85	36	32	1-7	1	6.03
	TOTAL			26/17	109 2/3	146	64	52	4-11	1	6.32
6 YEARS	CAREER			153/137	877	879	416	637	55-51	1	4.20



DON CROW

WASHINGTON STATE	G	AB	R	H	2B	3B	HR	RBI	SB	AVG
1977	18	29	2	7	2	0	0	5	0	.241
1978	51	147	20	45	10	1	1	15	2	.306
1979	51	169	35	52	6	2	3	34	2	.308
CAREER	120	345	57	104	18	3	4	54	4	.301

YEAR	Team	Level	Parent Club	G	AB	R	H	2B	3B	HR	RBI	SB	AVG
1979	San Antonio	AA	Los Angeles	55	177	15	34	7	0	1	16	2	.192
1980	San Antonio	AA	Los Angeles	17	48	8	11	1	0	1	4	0	.229
	Albuquerque	AAA	Los Angeles	83	273	27	72	7	4	1	23	1	.264
	TOTAL			100	321	35	83	8	4	2	27	1	.259
1981	Albuquerque	AAA	Los Angeles	107	329	47	94	11	2	0	54	8	.286
1982	Albuquerque	AAA	Los Angeles	67	227	45	62	17	0	3	35	1	.273
4 YEARS	CAREER			329	1054	142	273	43	6	6	132	12	.259

MLB	Team	G	AB	R	H	2B	3B	HR	RBI	SB	AVG
1982	Los Angeles	4	4	0	0	0	0	0	0	0	.000
1 YEAR	CAREER	4	4	0	0	0	0	0	0	0	.000



WAYNE DAMAN, JR.

WASHINGTON STATE	G/GS	IP	H	BB	SO	W-L	SV	ERA
2004	21/3	43 2/3	45	16	29	3-4	1	4.74
2005	18/14	84 1/3	101	32	44	7-6	1	4.91
2006	14/14	80	83	29	69	6-4	0	4.50
2007	14/14	85	84	32	55	5-4	0	3.28
CAREER	67/45	293 313	109	197	21-18	2		4.30

MINORS	Team	Level	Parent Club	G/GS	IP	H	BB	SO	W-L	SV	ERA
2007	Batavia	SS A	St. Louis	25/0	26	21	7	26	3-2	3	3.12
2008	Quad Cities	A	St. Louis	27/0	47	41	11	40	5-2	2	2.49
	Palm Beach	Adv. A	St. Louis	13/0	21 1/3	17	13	17	0-1	0	5.06
	TOTAL			40/0	68 1/3	58	24	57	5-3	2	3.29
2 YEARS	CAREER			65/0	94 1/3	79	31	83	8-5	5	3.24



KEN DAY

WASHINGTON STATE	G/GS	IP	H	BB	SO	W-L	SV	ERA
1988	4/0	3	4	2	3	0-0	0	12.00
1989	25/0	27 1/3	35	16	30	2-0	3	4.61
1990	18/2	32 2/3	47	26	30	3-0	0	8.54
CAREER	47/2	63	86	44	63	5-0	3	7.00


MINORS	Team	Level	Parent Club	G/GS	IP	H	BB	SO	W-L	SV	ERA
1990	Indians	Rookie	Cleveland	19/1	50 2/3	56	17	-	1-3	-	3.55
CAREER	1 YEAR			19/1	50 2/3	56	17	-	1-3	-	3.55



SEAN DONLIN

WASHINGTON STATE	G/GS	IP	H	BB	SO	W-L	SV	ERA
1999	18/0	21 1/3	24	8	21	0-0	1	4.64
2000	13/0	16 1/3	27	12	15	1-0	1	10.47
2001	7/0	9 1/3	12	7	6	0-0	0	8.68
CAREER	38/0	47	63	27	42	1-0	2	7.47

MINORS	Team	Level	Parent Club	G/GS	IP	H	BB	SO	W-L	SV	ERA
2003	Joliet	Ind.	None	24/2	32	55	30	18	2-2	0	8.16
2004	Joliet	Ind.	None	8/1	16 1/3	13	11	15	0-0	1	5.51
	Richmond	Ind.	None	3/2	7	8	11	8	1-0	0	7.71
	Windy City	Ind.	None	13/1	18	19	15	19	0-3	0	9.00
	TOTAL			24/4	41 1/3	40	37	42	1-3	1	7.40
2005	Sioux Falls	Ind.	None	14/1	29 2/3	29	12	21	1-1	0	3.34
2006	Sioux Falls	Ind.	None	27/8	85	86	42	70	0-7	0	5.93
2007	Sioux Falls	Ind.	None	24/1	48 2/3	51	22	49	2-3	0	4.25
5 YEARS	CAREER			113/16	236 2/3	261	143	200	6-16	1	5.82



PETE DUNCAN

WASHINGTON STATE	G/GS	IP	H	BB	SO	W-L	SV	ERA
1969	3/0	5 1/3	2	0	4	1-0	1	1.69
1970	4/0	5	5	2	2	0-0	0	1.80
CAREER	7/0	10 1/3	7	2	6	1-0	1	1.74

MINORS	Team	Level	Parent Club	G/GS	IP	H	BB	SO	W-L	SV	ERA
1971	Waterloo	A	Kansas City	2/2	7	5	0	8	0-0	0	1.29

1972	Waterloo	A	Kansas City	33/13	138	110	36	-	11-6	-	2.41
1973	San Jose	A	Kansas City	22/20	135	120	34	-	9-7	-	2.47
	Jacksonville	AA	Kansas City	7/0	11	12	2	-	1-0	-	6.55
	TOTAL			29/20	146	132	36	-	10-7	-	2.77
1974	San Jose	A	Kansas City	5/1	23	12	3	-	2-0	-	0.00
	Jacksonville	AA	Kansas City	7/4	38	33	7	27	4-1	0	1.66
	Omaha	AAA	Kansas City	21/3	55	58	20	36	1-4	1	4.09
	TOTAL			33/8	116	103	30	-	7-5	-	2.48
4 YEARS	CAREER			97/43	407	350	102	-	28-18	-	2.54

NOTE: Played third base for San Jose (A) in the Kansas City organization during the 1970 season.



DAVE EDLER

WASHINGTON STATE	G	AB	R	H	2B	3B	HR	RBI	SB	AVG
1975	17	33	5	5	0	1	0	6	0	.152
1976	47	128	24	39	4	1	1	28	10	.289
1977	54	172	52	66	15	4	5	38	21	.384
1978	58	209	51	81	18	4	9	61	9	.388
CAREER	176	542	132	189	37	10	15	133	40	.349

YEAR	Team	Level	Parent Club	G	AB	R	H	2B	3B	HR	RBI	SB	AVG
1978	Bellingham	SS A	Seattle	69	248	42	67	12	4	6	46	23	.270
1979	San Jose	A	Seattle	138	508	101	152	28	7	14	104	42	.299
1980	Spokane	AAA	Seattle	140	458	79	132	25	8	10	72	9	.288
1981	Spokane	AAA	Seattle	66	224	31	57	9	0	6	30	6	.254
1982	Omaha	AAA	Kansas City	71	262	40	80	11	6	9	51	8	.305
1983	Salt Lake City	AAA	Seattle	64	245	49	75	14	5	7	53	5	.306
6 YEARS	CAREER			548	1945	342	563	99	30	52	356	93	.289

MLB	Team	G	AB	R	H	2B	3B	HR	RBI	SB	AVG
1980	Seattle	28	89	11	20	1	0	3	9	2	.225
1981	Seattle	29	78	7	11	3	0	0	5	3	.141
1982	Seattle	40	104	14	29	2	2	2	18	4	.279
1983	Seattle	29	63	2	12	1	1	1	4	3	.190
4 YEARS	CAREER	126	334	34	72	7	3	6	36	12	.216



ERIC ESTES

WASHINGTON STATE	G/GS	IP	H	BB	SO	W-L	SV	ERA
1992	6/0	12 2/3	16	9	5	1-0	1	4.26
1993	10/4	33 1/3	49	22	22	0-3	1	5.94
1994	15/11	88	90	34	66	5-6	0	3.68
1995	14/6	50 2/3	70	28	24	1-5	1	7.82
CAREER	45/21	184 2/3	225	93	117	7-14	3	5.26

MINORS	Team	Level	Parent Club	G/GS	IP	H	BB	SO	W-L	SV	ERA
1995	Tri-City	Ind.	None	3/0	3 1/3	3	2	-	0-0	-	2.70
1996	Grays Harbor	Ind.	None	43/0	64 2/3	49	25	-	6-7	-	3.06
1997	Frederick	Adv. A	Baltimore	26/25	148	142	30	124	9-8	0	3.47
1998	Bowie	AA	Baltimore	9/9	49 1/3	53	8	29	5-2	0	4.38
	Mobile	AA	San Diego	17/16	88 1/3	117	31	72	7-4	0	5.30
	TOTAL			26/25	137 2/3	170	39	101	12-6	0	4.97
1999	Mobile	AA	San Diego	8/2	17 1/3	33	9	4	0-1	0	10.90
	Atlantic City	Ind.	None	3/0	4	6	5	3	1-0	0	11.25
	TOTAL			11/2	21 1/3	39	14	7	1-1	0	10.97
2000	Chico	Ind.	None	19/18	96 1/3	120	41	78	7-5	0	5.14
2001	Elmira	Ind.	None	30/1	57 1/3	59	10	65	6-3	0	2.51
2002	Elmira	Ind.	None	6/6	36	40	6	29	3-3	0	5.50
	Albany-Colonie	Ind.	None	10/10	64	62	10	63	5-3	0	2.81
	TOTAL			16/16	100	102	16	92	8-6	0	3.78
8 YEARS	CAREER			174/87	628 2/3	684	177	-	49-36	-	4.22

Cougars in the Pros



JASON EVENHUS

WASHINGTON STATE	G/GS	IP	H	BB	SO	W-L	SV	ERA
1991	15/9	50	62	13	17	4-3	0	4.68
1992	15/12	88	94	37	47	8-2	0	3.89
1993	15/15	93	95	19	45	10-3	0	3.97
CAREER	45/36	231	251	69	109	22-8	0	4.09

MINORS	Team	Level	Parent Club	G/GS	IP	H	BB	SO	W-L	SV	ERA
1993	Pocatello	Rookie	None	14/6	59 1/3	69	22	44	6-2	0	4.85
1994	Ogden	Rookie	None	14/7	54 1/3	75	5	37	3-4	1	6.13
2 YEARS	CAREER			28/13	113 2/3	144	27	81	9-6	1	5.46



BRADY EVERETT

WASHINGTON STATE	G	AB	R	H	2B	3B	HR	RBI	SB	AVG
2005	58	208	50	70	11	0	15	62	2	.337
CAREER	58	208	50	70	11	0	15	62	2	.337

MINORS	Team	Level	Parent Club	G	AB	R	H	2B	3B	HR	RBI	SB	AVG
2005	Idaho Falls	Rookie	Kansas City	29	108	24	39	8	1	5	21	0	.361
	High Desert	Adv. A	Kansas City	6	18	3	5	1	0	0	2	0	.278
	TOTAL			35	126	27	44	9	1	5	23	0	.349
2006	Burlington	A	Kansas City	86	297	40	76	13	0	5	22	4	.256
2007	Burlington	A	Kansas City	107	384	50	102	30	2	10	46	3	.266
2008	Winnipeg	Ind.	None	7	19	3	3	1	0	0	3	0	.158
4 YEARS	CAREER			235	826	120	225	53	3	20	94	7	.272



STEVE EVERT

WASHINGTON STATE	G	AB	R	H	2B	3B	HR	RBI	SB	AVG
1970	40	131	37	44	8	3	9	46	13	.336
CAREER	40	131	37	44	8	3	9	46	13	.336

MINORS	Team	Level	Parent Club	G	AB	R	H	2B	3B	HR	RBI	SB	AVG
1970	Salem	A	Pittsburgh	68	217	-	44	4	4	7	-	-	.203
1 YEAR	CAREER			68	217	-	44	4	4	7	-	-	.203



WILLIAM FALLAR

WASHINGTON STATE	G	AB	R	H	2B	3B	HR	RBI	SB	AVG
1946	-	-	-	-	-	-	-	-	-	-
1947	13	42	8	11	-	-	-	-	-	-
1948	11	38	5	8	0	0	0	6	0	.211
CAREER	-	-	-	-	-	-	-	-	-	-

NOTE: Washington State stats for 1947-48 are conference only.

MINORS	Team	Level	Parent Club	G	AB	R	H	2B	3B	HR	RBI	SB	AVG
1948	Klamath Falls	D	Philadelphia-N	95	365	-	105	26	9	4	-	-	.288
1949	Klamath Falls	D	Philadelphia-N	74	254	-	73	17	6	0	-	-	.287
2 YEARS	CAREER			169	619	-	178	43	15	4	-	-	.288



EDWARD FISKLAND

WASHINGTON STATE	G/GS	IP	H	BB	SO	W-L	SV	ERA
1965	12/4	32	26	13	39	3-3	3	1.97
1966	9/5	25	18	14	23	2-1	1	3.60
CAREER	21/9	57	44	27	62	5-4	4	2.68

MINORS	Team	Level	Parent Club	G/GS	IP	H	BB	SO	W-L	SV	ERA
1966	Binghamton	A	New York-A	10/10	66	63	20	-	6-3	0	3.00
1967	Binghamton	AA	New York-A	26/26	162	148	65	92	10-11	0	3.11
1968	Binghamton	AA	New York-A	23/20	131	130	49	60	5-7	-	3.09
	Syracuse	AAA	New York-A	1/1	5	6	1	3	0-0	0	3.60
	TOTAL			24/21	136	136	50	63	5-7	-	3.11
1969	Syracuse	AAA	New York-A	4/3	9	17	9	4	1-1	0	11.00
	Columbus	AA	Chicago-A	18/15	107	110	36	74	9-6	0	2.94
	TOTAL			22/18	116	127	45	78	10-7	0	3.57
1970	Manchester	AA	New York-A	18/11	85	95	45	46	3-7	0	5.29
	Syracuse	AAA	New York-A	7/0	10	13	6	-	0-0	-	7.20
	TOTAL			25/11	95	108	51	-	3-7	-	5.49
1971	Spokane	AAA	Los Angeles	36/0	62	59	46	41	2-0	0	4.65
6 YEARS	CAREER			143/86	638	641	277	-	36-35	-	3.68



RON FOISY

WASHINGTON STATE	G	AB	R	H	2B	3B	HR	RBI	SB	AVG
1954	29	101	24	23	3	2	0	16	7	.228
1955	21	78	21	28	6	1	0	13	1	.359
1956	34	117	40	32	5	1	3	22	5	.274
CAREER	84	296	85	83	14	4	3	51	13	.280

MINORS	Team	Level	Parent Club	G	AB	R	H	2B	3B	HR	RBI	SB	AVG
1956	Wenatchee	B	None	89	293	-	72	11	2	2	-	-	.246
	Seattle	Open	Cincinnati	3	7	-	2	0	0	0	-	-	.286
	TOTAL			92	300	-	74	11	2	2	-	-	.247
1957	Wenatchee	B	Cincinnati	5	20	-	5	-	-	-	-	-	.250
1959	Wenatchee	B	None	-	-	-	-	-	-	-	-	-	-
	Tri-City	B	Portland-PCL	-	-	-	-	-	-	-	-	-	-
	TOTAL			73	207	-	41	6	2	0	-	-	-
3 YEARS	CAREER			170	527	-	120	-	-	-	-	-	.228



DALE FORD

WASHINGTON STATE	G	AB	R	H	2B	3B	HR	RBI	SB	AVG
1964	-	126	27	47	10	2	4	29	3	.373
1965	-	136	29	45	7	3	6	35	1	.331
1966	-	141	40	55	5	5	17	46	7	.390
CAREER	-	403	96	147	22	10	27	110	11	.365

MINORS	Team	Level	Parent Club	G	AB	R	H	2B	3B	HR	RBI	SB	AVG
1966	Lodi	A	Chicago-N	55	162	-	37	7	0	3	-	-	.228
	Treasure Valley	Rookie	Chicago-N	1	4	-	3	0	1	1	-	-	.750
	TOTAL			56	166	-	40	7	1	4	-	-	.241
1967	Quad Cities	A	California	62	212	-	57	10	2	7	-	-	.269
	San Jose	A	California	54	183	30	49	10	1	8	23	0	.268
	TOTAL			116	395	-	106	20	3	15	-	-	.268
2 YEARS	CAREER			172	591	-	146	27	4	19	-	-	.247



RUSSELL FOSTER

WASHINGTON STATE	G/GS	IP	H	BB	SO	W-L	SV	ERA
1946	9/3	-	-	-	-	4-1	1	-
1948	11/4	36	-	-	-	2-3	4	-
1949	12/4	41	-	-	-	1-2	4	-
1950	13/1	38 2/3	-	-	-	4-1	4	-
CAREER	45/12	-	-	-	-	11-7	13	-

MINORS	Team	Level	Parent Club	G/GS	IP	H	BB	SO	W-L	SV	ERA
1950	Klamath Falls	D	Philadelphia-N	18/-	81	109	53	-	5-0	-	6.44
1951	Klamath Falls	D	Philadelphia-N	22/20	154	162	82	-	10-5	-	4.15
1952	Yuma	C	None	31/23	178	213	96	-	5-13	-	5.06
3 YEARS CAREER				71/-	413	484	229	-	20-18	-	4.99



JERED FOWLER

WASHINGTON STATE	G/GS	IP	H	BB	SO	W-L	SV	ERA
1996	12/0	13	9	7	7	1-0	5	0.69
CAREER	12/0	13	9	7	7	1-0	5	0.69

MINORS	Team	Level	Parent Club	G/GS	IP	H	BB	SO	W-L	SV	ERA
1996	Devil Rays	Rookie	Tampa Bay	4/0	8	8	8	10	0-0	2	4.50
	Butte	Rookie	Tampa Bay	9/0	10	17	8	4	1-2	0	7.20
	Hudson Valley	SS A	Tampa Bay	2/0	4	2	0	1	0-0	0	2.25
	TOTAL			15/0	22	27	16	15	1-2	2	5.32
1997	Richmond	Ind.	None	9/0	17 2/3	19	10	-	0-0	-	4.08
2 YEARS CAREER				24/0	39 2/3	46	26	-	1-2	-	4.76



CORKY FRANKLIN

WASHINGTON STATE	G	AB	R	H	2B	3B	HR	RBI	SB	AVG
1991	9	6	3	1	0	0	0	1	1	.167
1993	55	170	47	49	10	2	2	28	8	.288
CAREER	64	176	50	50	10	2	2	29	9	.284

MINORS	Team	Level	Parent Club	G	AB	R	H	2B	3B	HR	RBI	SB	AVG
1994	Newark	Ind.	None	52	175	-	38	2	0	0	-	-	.217
CAREER	1 YEAR			52	175	-	38	2	0	0	-	-	.217



JAMES FREEMAN

WASHINGTON STATE	G/GS	IP	H	BB	SO	W-L	SV	ERA
2002	4/1	4	6	6	2	0-0	0	9.00
2003	13/3	22	29	17	14	0-1	0	9.82
2004	10/0	15 2/3	23	11	11	1-1	0	6.89
2005	18/17	88 2/3	100	54	71	7-8	0	5.79
CAREER	45/21	130 1/3	158	88	98	8-10	0	6.70

MINORS	Team	Level	Parent Club	G/GS	IP	H	BB	SO	W-L	SV	ERA
2005	Tri-City	SS A	Colorado	16/10	49 1/3	43	46	46	3-5	0	4.56
2006	Tri-City	SS A	Colorado	10/0	10 1/3	8	14	9	2-1	0	5.23
2 YEARS CAREER				26/10	59 2/3	51	60	55	5-6	0	4.68



JOHNNY FREEMAN

WASHINGTON STATE	G/GS	IP	H	BB	SO	W-L	SV	ERA
1955	4/1	11 2/3	17	4	6	0-2	0	6.17
1956	9/0	19 1/3	17	6	13	2-0	5	2.79
CAREER	13/1	31	34	10	19	2-2	5	4.06

MINORS	Team	Level	Parent Club	G/GS	IP	H	BB	SO	W-L	SV	ERA
1956	Lewiston	B	Philadelphia-N	6/2	33	40	13	-	2-1	-	6.27
1 YEAR CAREER				6/2	33	40	13	-	2-1	-	6.27



DANNY FRISELLA

WASHINGTON STATE	G/GS	IP	H	BB	SO	W-L	SV	ERA
1965	13/9	72 2/3	33	21	83	7-1	1	1.48
1966	14/9	90	58	25	108	10-0	3	1.50
CAREER	27/18	162 2/3	91	46	192	17-1	4	1.49

MINORS	Team	Level	Parent Club	G/GS	IP	H	BB	SO	W-L	SV	ERA
1966	Auburn	A	New York-N	10/9	70	69	10	89	5-4	-	2.96
1967	Durham	A	New York-N	14/13	109	83	23	121	9-3	-	1.49
	Jacksonville	AAA	New York-N	8/3	35	29	9	29	2-2	-	3.09
	TOTAL			22/16	144	112	32	150	11-5	-	1.88
1968	Jacksonville	AAA	New York-N	7/7	53	43	8	50	4-2	-	2.72
1969	Pompano Beach	A	New York-N	2/2	9	5	1	11	0-0	-	1.00
	Tidewater	AAA	New York-N	15/14	111	97	26	55	11-2	0	2.67
	TOTAL			17/16	120	102	27	66	11-2	-	2.63
1970	Tidewater	AAA	New York-N	13/13	98	95	37	81	7-3	-	3.31
5 YEARS CAREER				69/61	485	421	114	436	38-16	-	2.60

MLB	Team	G/GS	IP	H	BB	SO	W-L	SV	ERA
1967	New York-N	14/11	74	68	33	51	1-6	0	3.41
1968	New York-N	19/4	50 2/3	53	17	47	2-4	2	3.91
1969	New York-N	3/0	4 2/3	8	3	5	0-0	0	7.71
1970	New York-N	30/1	65 2/3	49	34	54	8-3	1	3.02
1971	New York-N	53/0	90 2/3	76	30	93	8-5	12	1.99
1972	New York-N	39/0	67 1/3	63	20	46	5-8	9	3.34
1973	Atlanta	42/0	45	40	23	27	1-2	8	4.20
1974	Atlanta	36/1	41 2/3	37	28	27	3-4	6	5.18
1975	San Diego	65/0	97 2/3	86	51	67	1-6	9	3.13
1976	St. Louis	18/0	22 2/3	19	13	11	0-0	1	3.97
	Milwaukee	32/0	49 1/3	30	34	43	5-2	9	2.74
	TOTAL	50/0	72	49	47	54	5-2	10	3.13
10 YEARS CAREER		351/17	609 1/3	529	286	471	34-40	57	3.32



BOB FRY

WASHINGTON STATE	G	AB	R	H	2B	3B	HR	RBI	SB	AVG
1963	-	97	27	31	3	6	1	10	15	.320
1964	-	152	44	58	5	6	4	29	15	.382
1965	-	150	36	47	10	2	3	18	18	.313
CAREER	-	399	107	136	18	14	8	57	48	.341

MINORS	Team	Level	Parent Club	G	AB	R	H	2B	3B	HR	RBI	SB	AVG
1965	Greenville	A	New York-N	45	147	-	35	2	1	0	-	-	.238
1 YEAR CAREER				45	147	-	35	2	1	0	-	-	.238

Cougars in the Pros



MURRAY GAGE-COLE

WASHINGTON STATE	G/GS	IP	H	BB	SO	W-L	SV	ERA
1970	15/9	64 2/3	51	17	52	8-2	0	2.09
1971	19/14	97 2/3	91	33	71	8-3	3	2.67
CAREER	34/23	162 1/3	142	50	123	16-5	3	2.44

MINORS	Team	Level	Parent Club	G/GS	IP	H	BB	SO	W-L	SV	ERA
1971	Walla Walla	SS A	Philadelphia	26/0	30	24	5	-	3-1	-	2.40
1972	Spartanburg	A	Philadelphia	55/0	64	52	22	-	7-6	-	2.25
1973	Rocky Mount	A	Philadelphia	46/1	64	57	21	-	6-10	-	2.81
1974	Rocky Mount	A	Philadelphia	43/0	79	58	30	-	5-1	-	1.71
4 YEARS	CAREER			170/1	237	191	78	-	21-18	-	2.24



JAMAAL GAINES

WASHINGTON STATE	G/GS	IP	H	BB	SO	W-L	SV	ERA
1998	13/11	75 1/3	93	19	58	4-4	0	5.73
1999	16/13	83 1/3	111	21	54	4-4	0	6.29
CAREER	29/24	158 1/3	204	40	112	8-8	0	6.03


MINORS	Team	Level	Parent Club	G/GS	IP	H	BB	SO	W-L	SV	ERA
2000	Dubois County	Ind.	None	16/16	113 2/3	105	37	-	7-6	-	3.01
2001	Dubois County	Ind.	None	17/17	103 2/3	120	24	-	7-5	-	3.91
2002	Dubois County	Ind.	None	17/16	103 1/3	14	-	-	8-2	-	3.06
3 YEARS	CAREER			50/49	320 1/3	328	75	-	22-13	-	3.32



BOB GARRETSON

WASHINGTON STATE	G	AB	R	H	2B	3B	HR	RBI	SB	AVG
1964	-	96	23	42	8	4	2	27	0	.438
CAREER	-	96	23	42	8	4	2	27	0	.438

MINORS	Team	Level	Parent Club	G	AB	R	H	2B	3B	HR	RBI	SB	AVG
1964	Cedar Rapids	A	Cincinnati	65	215	26	50	6	1	1	30	1	.233
1 YEAR	CAREER			65	215	26	50	6	1	1	30	1	.233



GREG GARRETT

WASHINGTON STATE	G/GS	IP	H	BB	SO	W-L	SV	ERA
1967	6/4	23 2/3	23	22	20	0-3	1	5.31
CAREER	6/4	23 2/3	23	22	20	0-3	1	5.31

MINORS	Team	Level	Parent Club	G/GS	IP	H	BB	SO	W-L	SV	ERA
1967	Salt Lake City	Rookie	San Francisco	16/10	71	67	45	-	1-6	-	3.42
1968	Decatur	A	San Francisco	24/12	105	89	42	-	5-3	-	3.69
1969	San Jose	A	California	16/12	80	59	55	113	4-6	1	2.81
	El Paso	AA	California	11/10	74	72	38	71	6-2	0	3.04
	TOTAL			27/22	154	131	93	184	10-8	1	2.92
1971	Indianapolis	AAA	Cincinnati	9/8	40	35	26	25	2-1	0	4.05
	Phoenix	AAA	San Francisco	16/6	35	39	18	30	2-4	0	5.14
	TOTAL			25/14	75	74	44	55	4-5	0	4.56
1972	Charlotte	AA	Minnesota	40/4	64	54	39	64	7-3	11	4.22
5 YEARS	CAREER			132/62	469	415	263	-	27-25	-	3.61

MLB	Team	G/GS	IP	H	BB	SO	W-L	SV	ERA
1970	California	32/7	74 2/3	48	44	53	5-6	0	2.65
1971	Cincinnati	2/1	8 2/3	7	10	2	0-1	0	1.04
2 YEARS	CAREER	34/8	83 1/3	55	54	55	5-7	0	2.48



BOOKIE GATES

WASHINGTON STATE	G	AB	R	H	2B	3B	HR	RBI	SB	AVG
1999	48	171	35	52	13	2	7	32	1	.304
2000	53	188	29	43	6	3	1	17	3	.229
2001	53	211	43	69	16	0	8	60	8	.327
2002	50	188	29	68	9	3	2	38	14	.362
CAREER	204	758	136	232	44	8	18	147	26	.306

MINORS	Team	Level	Parent Club	G	AB	R	H	2B	3B	HR	RBI	SB	AVG
2002	Yakima	SS A	Arizona	61	223	20	52	4	3	0	23	12	.233
1 YEAR	CAREER			61	223	20	52	4	3	0	23	12	.233



EDDIE GODDARD

WASHINGTON STATE	G	AB	R	H	2B	3B	HR	RBI	SB	AVG
1935	-	66	-	19	-	-	-	-	-	.288
1936	23	-	20	32	-	-	3	-	-	-
1937	22	79	22	34	3	4	3	-	10	.430
CAREER	-	-	-	-	-	-	-	-	-	-

NOTE: Washington State stats for 1935 are conference only.

MINORS	Team	Level	Parent Club	G	AB	R	H	2B	3B	HR	RBI	SB	AVG
1938	El Paso	D	None	107	432	-	150	36	17	3	-	-	.347
1939	Ogden	C	Cincinnati	81	341	-	108	29	2	7	-	-	.317
2 YEARS	CAREER			188	773	-	258	65	19	10	-	-	.334



GREG GOETZ

WASHINGTON STATE	G/GS	IP	H	BB	SO	W-L	SV	ERA
2003	6/2	4 2/3	7	7	3	0-1	0	19.29
CAREER	6/2	4 2/3	7	7	3	0-1	0	19.29

MINORS	Team	Level	Parent Club	G/GS	IP	H	BB	SO	W-L	SV	ERA
2004	Billings	Rookie	Cincinnati	17/8	44	51	39	35	1-5	0	7.16
1 YEAR	CAREER			17/8	44	51	39	35	1-5	0	7.16



JASON GOLIGOSKI

WASHINGTON STATE	G	AB	R	H	2B	3B	HR	RBI	SB	AVG
1991	61	194	34	56	7	2	0	21	0	.289
1992	55	186	36	49	7	0	1	26	6	.263
CAREER	116	380	70	105	14	2	1	47	6	.276

MINORS	Team	Level	Parent Club	G	AB	R	H	2B	3B	HR	RBI	SB	AVG
1993	White Sox	Rookie	Chicago-A	54	163	30	42	12	2	2	27	16	.258
1994	Hickory	A	Chicago-A	135	499	98	135	18	7	1	67	17	.271
1995	Prince William	Adv. A	Chicago-A	95	300	42	65	7	2	0	24	16	.217
1996	Red Sox	Rookie	Boston	3	8	0	0	0	0	0	1	0	.000
	Sarasota	Adv. A	Boston	4	13	1	5	0	0	0	3	0	.385


New Haven	AA	Colorado	30	64	6	11	0	1	0	3	0	.172
TOTAL			37	85	7	16	0	1	0	7	0	.188
1997 High Desert	Adv. A	Arizona	123	437	92	131	17	3	3	58	15	.300
1998 Tulsa	AA	Texas	65	202	21	44	4	2	0	10	0	.218
6 YEARS CAREER			509	1686	290	433	58	17	6	193	64	.257



PAUL GRAN

WASHINGTON STATE	G	AB	R	H	2B	3B	HR	RBI	SB	AVG
2006	55	214	45	65	17	3	0	27	13	.299
2007	51	204	37	64	11	4	6	34	11	.314
2008	54	211	50	66	11	2	11	55	7	.313
CAREER	160	629	132	195	39	9	17	116	31	.310

MINORS	Team	Level	Parent Club	G	AB	R	H	2B	3B	HR	RBI	SB	AVG
2008	Jamestown	SS A	Florida	70	276	52	89	14	3	6	39	13	.322
1 YEAR CAREER				70	276	52	89	14	3	6	39	13	.322



BURDETTE GREENY

WASHINGTON STATE	G/GS	IP	H	BB	SO	W-L	SV	ERA
1997	12/10	41	60	27	31	1-5	0	9.00
CAREER	12/10	41	60	27	31	1-5	0	9.00

MINORS	Team	Level	Parent Club	G/GS	IP	H	BB	SO	W-L	SV	ERA
1998	Helena	Rookie	Milwaukee	24/3	37 2/3	67	21	22	1-2	0	8.36
1999	Ogden	Rookie	Milwaukee	5/0	12	20	6	7	0-3	0	9.00
	Beloit	A	Milwaukee	19/0	28	38	7	22	0-0	3	5.79
	TOTAL			24/0	40	58	13	29	0-3	3	6.75
2 YEARS CAREER				48/3	77 2/3	125	34	51	1-5	3	7.58



JASON GROVE

WASHINGTON STATE	G	AB	R	H	2B	3B	HR	RBI	SB	AVG
1998	45	161	39	52	13	2	12	31	0	.323
1999	41	173	54	68	10	1	18	61	2	.393
2000	31	105	21	33	9	1	3	17	0	.314
CAREER	117	439	114	153	32	4	33	109	2	.349

MINORS	Team	Level	Parent Club	G	AB	R	H	2B	3B	HR	RBI	SB	AVG
2001	Greensboro	A	New York-A	115	446	68	132	21	8	15	68	0	.296
	Tampa	Adv. A	New York-A	1	5	1	2	2	0	0	2	0	.400
	TOTAL			116	451	69	134	23	8	15	70	0	.297
2002	Tampa	Adv. A	New York-A	75	273	37	75	18	6	3	35	3	.275
2003	Trenton	AA	New York-A	76	244	28	70	12	0	5	28	0	.287
	Tampa	Adv A	New York-A	18	63	7	17	7	0	0	13	1	.270
	TOTAL			94	307	35	87	19	0	5	41	1	.283
2004	Trenton	AA	New York-A	119	375	47	110	24	2	11	68	2	.293
2006	New Britain	AA	Minnesota	11	34	4	8	1	0	0	1	1	.235
5 YEARS CAREER				415	1440	192	414	85	16	34	215	7	.288



ED GUSTAFSON

WASHINGTON STATE	G/GS	IP	H	BB	SO	W-L	SV	ERA
1988	15/6	44 2/3	58	25	27	2-1	0	5.64
1989	16/12	86 1/3	75	47	85	8-2	0	3.34
CAREER	31/18	130 2/3	133	72	112	10-3	0	4.13

MINORS	Team	Level	Parent Club	G/GS	IP	H	BB	SO	W-L	SV	ERA
1989	Everett	SS A	San Francisco	25/2	52	40	25	59	2-6	4	3.12
1990	Clinton	A	San Francisco	40/1	84 1/3	50	32	123	7-1	12	1.81
	San Jose	Adv. A	San Francisco	2/0	3	2	0	4	0-0	0	0.00
	TOTAL			42/1	87 1/3	52	32	127	7-1	12	1.75
1991	Visalia	Adv. A	Minnesota	33/18	130 1/3	134	86	120	8-5	4	4.97
1992	Orlando	AA	Minnesota	32/23	146	170	61	98	6-12	0	5.30
4 YEARS CAREER				132/44	415 2/3	396	204	404	23-24	20	4.18



HAROLD HADDOCK

WASHINGTON STATE	G/GS	IP	H	BB	SO	W-L	SV	ERA
1961	10/0	20 1/3	16	15	9	2-2	1	4.43
CAREER	10/0	20 1/3	16	15	9	2-2	1	4.43

MINORS	Team	Level	Parent Club	G/GS	IP	H	BB	SO	W-L	SV	ERA
1962	Santa Barbara	C	New York-N	15/13	103	101	50	-	6-3	-	3.32
1963	Salinas	A	New York-N	39/29	198	196	122	-	10-21	-	4.77
1964	Salinas	A	New York-N	22/3	54	50	22	-	4-3	-	3.00
	Auburn	A	New York-N	9/8	54	72	19	-	3-5	-	5.83
	TOTAL			31/11	108	122	41	-	7-8	-	4.42
3 YEARS CAREER				85/53	409	419	213	-	23-32	-	4.31



ELWOOD HAHN

WASHINGTON STATE	G/GS	IP	H	BB	SO	W-L	SV	ERA
1958	11/11	75 1/3	51	41	69	5-3	0	3.21
1959	15/13	98 1/3	82	42	74	6-5	0	2.29
1960	14/12	86	66	44	83	9-2	0	2.28
CAREER	40/36	259 2/3	199	127	226	20-10	0	2.63

MINORS	Team	Level	Parent Club	G/GS	IP	H	BB	SO	W-L	SV	ERA
1960	Billings	C	St. Louis	25/19	153	186	61	-	10-9	-	4.35
1961	Lancaster	A	St. Louis	35/23	177	189	58	-	8-12	-	4.53
1962	Billings	C	St. Louis	7/7	47	37	14	-	5-0	-	2.68
	Portsmouth-Norfolk	A	St. Louis	15/5	50	66	20	32	0-2	-	6.84
	Tulsa	AA	St. Louis	6/0	16	20	7	12	1-2	-	4.50
	TOTAL			28/12	113	123	41	-	6-4	-	4.78
1963	Billings	A	St. Louis	9/6	35	56	12	-	0-6	-	9.26
4 YEARS CAREER				97/60	478	554	172	-	24-31	-	4.88



JASON HAIRSTON

WASHINGTON STATE	G	AB	R	H	2B	3B	HR	RBI	SB	AVG
1995	27	47	6	9	2	1	0	7	1	.191
1996	57	188	33	51	12	2	8	37	3	.271
1997	45	152	30	42	8	3	10	31	5	.276
CAREER	129	387	69	102	22	6	18	75	9	.264

MINORS	Team	Level	Parent Club	G	AB	R	H	2B	3B	HR	RBI	SB	AVG
1997	Danville	Rookie	Atlanta	52	177	21	43	4	3	6	33	7	.243
1998	Macon	A	Atlanta	109	413	61	99	21	2	21	76	9	.240
2 YEARS CAREER				161	590	82	142	25	5	27	109	16	.241


Cougars in the Pros



JAMES HANNAH

WASHINGTON STATE	G	AB	R	H	2B	3B	HR	RBI	SB	AVG
1966	-	115	17	32	8	0	3	14	5	.278
1967	-	102	13	26	7	1	0	13	2	.255
1968	35	120	20	35	3	2	7	28	4	.292
CAREER	-	337	50	93	18	3	10	55	11	.276

MINORS	Team	Level	Parent Club	G	AB	R	H	2B	3B	HR	RBI	SB	AVG
1968	Dubuque	A	Kansas City	59	186	-	56	12	0	4	-	-	.301
1971	Waterloo	A	Kansas City	53	159	22	28	5	0	5	18	4	.176
2 YEARS	CAREER			112	345	-	84	17	0	9	-	-	.243



TERREL HANSEN

WASHINGTON STATE	G	AB	R	H	2B	3B	HR	RBI	SB	AVG
1985	29	185	48	63	9	4	9	41	2	.420
1986	46	101	21	27	5	1	3	20	4	.267
1987	53	137	32	40	6	1	9	36	3	.292
CAREER	128	423	101	130	20	6	21	97	9	.307

MINORS	Team	Level	Parent Club	G	AB	R	H	2B	3B	HR	RBI	SB	AVG
1987	Jamestown	SS A	Montreal	29	67	8	16	3	0	1	14	1	.239
1988	W. Palm Beach	A	Montreal	58	190	17	49	9	0	4	28	2	.258
1989	Rockford	A	Montreal	125	468	60	126	24	3	16	81	5	.269
1990	Jacksonville	AA	Montreal	123	420	72	109	26	2	24	83	3	.260
1991	Tidewater	AAA	New York-N	107	368	54	100	20	2	12	62	0	.272
1992	Tidewater	AAA	New York-N	115	395	43	98	18	0	12	47	4	.248
1993	Ottawa	AAA	Montreal	108	352	45	81	19	0	10	39	1	.230
1994	Jacksonville	AA	Seattle	110	404	57	128	21	1	22	78	1	.317
	Calgary	AAA	Seattle	2	8	0	4	1	0	0	3	0	.500
	TOTAL			112	412	57	132	22	1	22	81	1	.320
1995	Tacoma	AAA	Seattle	20	50	5	11	1	0	3	10	0	.220
	Jacksonville	AA	Detroit	55	179	22	40	8	0	9	22	0	.223
	TOTAL			75	229	27	51	9	0	12	32	0	.223
1996	Jacksonville	AA	Detroit	104	367	49	97	18	2	25	66	5	.264
	Toledo	AAA	Detroit	5	16	2	2	0	0	1	1	1	.125
	TOTAL			109	383	51	99	18	2	26	67	6	.258
1997	Chico	Ind.	None	58	224	52	72	13	0	22	60	0	.321
1998	Chico	Ind.	None	84	326	49	88	19	1	14	68	0	.270
1999	Chico	Ind.	None	72	273	63	83	14	2	19	63	2	.318
13 YEARS	CAREER			1175	4127	598	1104	214	13	194	725	26	.268


NOTE: Was on New York Mets roster for part of the 1993 season, but did not play in a game.



CHRIS HANSON

WASHINGTON STATE	G/GS	IP	H	BB	SO	W-L	SV	ERA
1969	10/6	39	38	21	50	3-3	0	4.16
1970	14/8	55 2/3	47	43	41	5-3	1	3.66
CAREER	24/14	94 2/3	85	64	91	8-6	1	3.99

MINORS	Team	Level	Parent Club	G/GS	IP	H	BB	SO	W-L	SV	ERA
1971	Bend	SS A	California	15/8	59	57	35	-	3-4	-	2.75
1972	Walla Walla	SS A	Hawaii-PCL	16/16	108	108	50	-	9-6	-	3.33
1973	Portland	SS A	None	16/16	116	108	56	-	9-5	-	3.34
3 YEARS	CAREER			47/40	283	273	141	-	21-15	-	3.21



TRACY HARRIS

WASHINGTON STATE	G/GS	IP	H	BB	SO	W-L	SV	ERA
1974	12/10	66 1/3	55	28	37	4-4	1	3.53
1975	16/-	84 1/3	74	44	42	8-2	0	4.06
1976	9/8	38 2/3	42	19	24	4-3	1	3.96
1977	18/12	88	84	38	45	6-3	-	3.78
CAREER	55/-	277 1/3	255	129	148	22-12	-	3.83

MINORS	Team	Level	Parent Club	G/GS	IP	H	BB	SO	W-L	SV	ERA
1977	Bellingham	SS A	Seattle	8/5	32	28	23	-	0-1	-	4.50
1978	Bellingham	SS A	Seattle	5/-	-	-	-	-	-	-	-
	Grays Harbor	SS A		10/-	-	-	-	-	-	-	-
	TOTAL			15/7	77	59	41	63	6-2	0	2.57
1979	San Jose	Adv. A	Seattle	5/-	-	-	-	-	-	-	-
	Santa Clara	Adv. A		64/-	-	-	-	-	-	-	-
	TOTAL			69/1	106	100	113	106	7-4	4	5.60
1980	San Jose	Adv. A	Seattle	26/18	136	130	93	76	10-5	0	4.30
1981	Lynn	AA	Seattle	28/25	168	162	87	90	15-9	0	3.48
1982	Salt Lake	AAA	Seattle	27/23	135 2/3	167	83	47	7-10	1	6.63
1983	Chattanooga	AA	Seattle	9/9	56 1/3	68	39	29	2-5	0	5.91
7 YEARS	CAREER			182/88	711	714	479	-	47-36	-	4.70



SHAWN HATHAWAY

WASHINGTON STATE	G/GS	IP	H	BB	SO	W-L	SV	ERA
1984	13/12	74 1/3	77	39	33	2-4	0	3.75
1985	13/12	65 1/3	56	27	29	6-4	0	3.44
1986	17/8	65 2/3	86	33	24	5-1	0	6.72
1987	15/3	41	51	13	20	6-0	1	4.39
CAREER	58/35	246 1/3	270	112	106	19-9	1	4.57

MINORS	Team	Level	Parent Club	G/GS	IP	H	BB	SO	W-L	SV	ERA
1987	Johnson City	Rookie	St. Louis	26/0	48	46	13	45	4-1	6	2.06
1988	Springfield	A	St. Louis	45/0	82	83	18	-	6-4	-	2.09
1989	St. Petersburg	A	St. Louis	29/24	159 1/3	186	24	50	9-8	0	3.11
3 YEARS	CAREER			100/24	289 1/3	315	55	-	19-13	-	2.64



SCOTT HATTEBERG

WASHINGTON STATE	G	AB	R	H	2B	3B	HR	RBI	SB	AVG
1989	20	39	6	8	0	0	0	10	0	.205
1990	66	231	59	88	29	2	8	51	4	.381
1991	61	200	50	73	21	1	6	35	5	.365
CAREER	147	470	115	169	50	3	14	96	9	.360

MINORS	Team	Level	Parent Club	G	AB	R	H	2B	3B	HR	RBI	SB	AVG
1991	Winter Haven	Adv. A	Boston	56	191	21	53	7	3	1	25	1	.277
	Lynchburg	Adv. A	Boston	8	25	4	5	1	0	0	2	0	.200
	TOTAL			64	216	25	58	8	3	1	27	1	.269
1992	New Britain	AA	Boston	103	297	28	69	13	2	1	30	1	.232
1993	New Britain	AA	Boston	68	227	35	63	10	2	7	28	1	.278
	Pawtucket	AAA	Boston	18	53	6	10	0	0	1	2	0	.189
	TOTAL			86	280	41	73	10	2	8	30	1	.261
1994	New Britain	AA	Boston	20	68	6	18	4	1	1	9	0	.265
	Pawtucket	AAA	Boston	78	238	26	56	14	0	7	19	2	.235
	TOTAL			98	306	32	74	18	1	8	28	2	.242
1995	Pawtucket	AAA	Boston	85	251	36	68	15	1	7	27	2	.271
1996	Pawtucket	AAA	Boston	90	287	52	77	16	0	12	49	1	.268
1999	Pawtucket	AAA	Boston	10	34	3	6	2	0	0	4	0	.176
	Red Sox	Rookie	Boston	6	15	4	6	2	0	1	6	0	.400
	Sarasota	Adv. A	Boston	1	1	0	1	0	0	0	1	0	1.000
	TOTAL			17	50	7	13	4	0	1	11	0	.260
7 YEARS	CAREER			543	1687	221	432	84	9	38	202	12	.256

MLB	Team	G	AB	R	H	2B	3B	HR	RBI	SB	AVG
1995	Boston	2	2	1	1	0	0	0	0	0	.500
1996	Boston	10	11	3	2	1	0	0	0	0	.182
1997	Boston	114	350	46	97	23	1	10	44	0	.277
1998	Boston	112	359	46	99	23	1	12	43	0	.276
1999	Boston	30	80	12	22	5	0	1	11	0	.275
2000	Boston	92	230	21	61	15	0	8	36	0	.265
2001	Boston	94	278	34	68	19	0	3	25	1	.245
2002	Oakland	136	492	58	138	22	4	15	61	0	.280
2003	Oakland	147	541	63	137	34	0	12	61	0	.253
2004	Oakland	152	550	87	156	30	0	15	82	0	.284
2005	Oakland	134	464	52	119	19	0	7	59	0	.256
2006	Cincinnati	141	456	62	132	28	0	13	51	2	.289
2007	Cincinnati	116	361	50	112	27	1	10	47	0	.310
2008	Cincinnati	34	52	3	9	3	0	0	7	0	.173
14 YEARS	CAREER	1314	4226	538	1153	249	7	106	527	3	.273



RAY HATTENBURG

WASHINGTON STATE	G	AB	R	H	2B	3B	HR	RBI	SB	AVG
1997	54	171	39	58	9	2	0	17	6	.339
1998	36	104	26	29	10	1	2	20	1	.279
1999	53	221	41	88	20	1	7	59	6	.398
2000	55	223	10	80	17	1	4	31	7	.359
CAREER	198	719	116	255	56	5	13	127	20	.355

MINORS	Team	Level	Parent Club	G	AB	R	H	2B	3B	HR	RBI	SB	AVG
2000	Spokane	SS A	Kansas City	64	202	28	47	5	0	1	26	2	.233
2001	Wilmington	Adv. A	Kansas City	83	244	28	51	9	0	0	25	4	.209
2 YEARS	CAREER			147	446	56	98	14	0	1	51	6	.220



CRAIG HEIMBURGER

WASHINGTON STATE	G	AB	R	H	2B	3B	HR	RBI	SB	AVG
1962	-	110	25	32	4	2	2	15	2	.294
1963	-	114	20	31	7	0	3	17	2	.272
CAREER	-	224	45	63	11	2	5	32	4	.281

MINORS	Team	Level	Parent Club	G	AB	R	H	2B	3B	HR	RBI	SB	AVG
1963	Billings	A	St. Louis	42	145	-	33	3	0	1	-	-	.228
1964	Winnipeg	A	St. Louis	12	40	-	7	0	0	2	-	-	.175
2 YEARS	CAREER			54	185	-	40	3	0	3	-	-	.216



MARK HENDRICKSON

WASHINGTON STATE	G/GS	IP	H	BB	SO	W-L	SV	ERA
1995	8/4	21	25	19	18	0-2	0	6.43
CAREER	8/4	21	25	19	18	0-2	0	6.43

MINORS	Team	Level	Parent Club	G/GS	IP	H	BB	SO	W-L	SV	ERA
1998	Dunedin	Adv. A	Toronto	16/5	49 1/3	44	26	38	4-3	1	2.37
1999	Knoxville	AA	Toronto	12/11	55 2/3	73	21	39	2-7	0	6.63
2000	Dunedin	Adv. A	Toronto	12/12	51 1/3	63	29	38	2-2	0	5.61
	Tennessee	AA	Toronto	6/6	39 2/3	32	12	29	3-1	0	3.63
	TOTAL			18/18	91	95	41	67	5-3	0	4.75
2001	Syracuse	AAA	Toronto	38/6	73 1/3	80	18	33	2-9	0	4.66
2002	Syracuse	AAA	Toronto	19/14	92	90	22	68	7-5	0	3.52
2003	Dunedin	Adv. A	Toronto	1/1	5 2/3	5	4	3	1-0	0	1.59
	Syracuse	AAA	Toronto	1/1	6	8	1	5	0-0	0	4.50
	TOTAL			2/2	11 2/3	13	5	8	1-0	0	3.08
6 YEARS	CAREER			105/56	373	395	133	253	21-27	1	4.34

MLB	Team	G/GS	IP	H	BB	SO	W-L	SV	ERA
2002	Toronto	16/4	36 2/3	25	12	21	3-0	0	2.45
2003	Toronto	30/30	158 1/3	207	40	76	9-9	0	5.51

2004	Tampa Bay	32/30	183 1/3	211	46	87	10-15	0	4.81
2005	Tampa Bay	31/31	178 1/3	227	49	89	11-8	0	5.90
2006	Tampa Bay	13/13	89 2/3	81	34	51	4-8	0	3.81
	Los Angeles	18/12	75	92	28	48	2-7	0	4.68
	TOTAL	31/25	164 2/3	173	62	99	6-15	0	4.21
2007	Los Angeles-N	39/15	122 2/3	142	29	92	4-8	0	5.21
2008	Florida	36/19	133 2/3	148	48	81	7-8	0	5.45
7 YEARS	CAREER	215/154	977 2/3	1133	286	545	50-63	0	5.07



LARRY HERMAN

WASHINGTON STATE	G/GS	IP	H	BB	SO	W-L	SV	ERA
1972	14/4	42 2/3	34	25	26	3-1	3	4.43
1973	19/12	92 2/3	68	28	73	9-3	2	1.55
CAREER	33/16	135 1/3	102	53	99	12-4	5	2.46

MINORS	Team	Level	Parent Club	G/GS	IP	H	BB	SO	W-L	SV	ERA
1975	Seattle	SS A	None	5/4	26	30	17	-	2-0	-	5.54
1 YEAR	CAREER			5/4	26	30	17	-	2-0	-	5.54



CLAY HILL

WASHINGTON STATE	G	AB	R	H	2B	3B	HR	RBI	SB	AVG
1978	1	1	0	0	0	0	0	0	0	.000
1979	24	35	14	5	2	0	0	6	1	.143
1980	45	126	24	38	6	0	2	21	3	.302
1981	38	121	27	30	10	0	1	20	6	.248
CAREER	108	283	65	73	18	0	3	47	10	.258

MINORS	Team	Level	Parent Club	G	AB	R	H	2B	3B	HR	RBI	SB	AVG
1981	Bellingham	SS A	Seattle	3	12	1	3	1	0	0	2	1	.250
	Wausau	A	Seattle	33	91	10	20	6	0	1	11	0	.220
1982	Bakersfield	A	Seattle	107	329	50	98	21	0	2	33	8	.298
1983	Chattanooga	AA	Seattle	118	403	53	113	9	8	0	40	4	.280
1984	Chattanooga	AA	Seattle	104	330	55	100	11	3	3	34	7	.303
1985	Calgary	AAA	Seattle	86	288	40	87	17	3	4	34	0	.302
1986	Calgary	AAA	Seattle	74	226	36	57	7	1	6	22	2	.252
1988	Miami	A	None	11	28	3	5	0	0	0	1	0	.179
7 YEARS	CAREER			536	1707	248	483	72	15	16	177	22	.283



PHIL HINRICHS

WASHINGTON STATE	G/GS	IP	H	BB	SO	W-L	SV	ERA
1978	16/13	82 2/3	79	35	31	6-2	0	3.27
1979	18/12	84	67	27	39	8-2	0	2.46
CAREER	34/25	166 2/3	146	62	70	14-4	0	2.86

MINORS	Team	Level	Parent Club	G/GS	IP	H	BB	SO	W-L	SV	ERA
1979	Great Falls	Rookie	San Francisco	26/2	52	62	14	60	1-1	-	3.98
1980	Fresno	A	San Francisco	25/0	47	29	13	39	1-2	-	1.34
	Shreveport	AA	San Francisco	23/0	50	46	18	35	1-4	7	3.96
	TOTAL			48/0	97	75	31	74	2-6	-	2.69
1981	Phoenix	AAA	San Francisco	39/0	83	104	31	37	5-4	6	5.10
1982	Phoenix	AAA	San Francisco	38/0	60	64	19	30	1-6	9	3.75
	Shreveport	AA	San Francisco	9/0	20 2/3	22	5	9	1-2	2	3.05
	TOTAL			47/0	80 2/3	86	24	39	2-8	11	3.57
1983	Phoenix	AAA	San Francisco								
	Vancouver	AAA	Milwaukee								
	AAA TOTAL			7/0	17 1/3	26	5	10	0-1	-	7.79
	El Paso	AA	Milwaukee	18/0	22 1/3	31	8	6	0-4	-	6.45
	TOTAL			25/0	39 2/3	57	13	16	0-5	-	7.03
5 YEARS	CAREER			185/2	352 1/3	384	113	226	10-24	-	4.14

Cougars in the Pros



JEFF HOOPER

WASHINGTON STATE	G	AB	R	H	2B	3B	HR	RBI	SB	AVG
1984	39	80	11	28	2	1	2	10	3	.350
1985	47	138	18	44	17	1	2	30	0	.319
1986	53	183	35	61	8	2	15	51	2	.333
1987	63	243	63	92	20	1	21	81	2	.378
CAREER	202	644	127	225	47	5	40	172	7	.349

MINORS	Team	Level	Parent Club	G	AB	R	H	2B	3B	HR	RBI	SB	AVG
1987	Bellingham	SS A	Seattle	63	231	31	66	10	2	13	53	2	.286
1988	Wausau	A	Seattle	45	157	21	32	5	0	10	20	1	.204
	San Bernardino	Adv. A	Seattle	43	113	11	23	5	0	4	14	0	.204
	TOTAL			88	270	32	55	10	0	14	34	1	.204
1989	Williamsport	AA	Seattle	70	259	23	58	9	0	8	43	0	.224
1990	Williamsport	AA	Seattle	78	249	20	54	11	0	7	36	0	.217
4 YEARS	CAREER			299	1009	106	233	40	2	42	166	3	.231



JESSE HOORELBEKE

WASHINGTON STATE	G	AB	R	H	2B	3B	HR	RBI	SB	AVG
1997	41	122	17	34	8	0	6	27	0	.279
CAREER	41	122	17	34	8	0	6	27	0	.279

MINORS	Team	Level	Parent Club	G	AB	R	H	2B	3B	HR	RBI	SB	AVG
2002	Great Falls	Rookie	Los Angeles	47	152	29	47	8	0	8	34	0	.309
2003	South Georgia	A	Los Angeles	52	190	35	62	11	0	12	39	4	.326
	Vero Beach	Adv. A	Los Angeles	57	200	27	56	6	0	10	29	1	.280
	TOTAL			109	390	62	118	17	0	22	68	5	.303
2004	Jacksonville	AA	Los Angeles	29	83	10	16	7	0	4	15	0	.193
	Vero Beach	Adv. A	Los Angeles	65	207	32	45	6	0	13	39	3	.217
	TOTAL			94	290	42	61	13	0	17	54	3	.210
2005	San Antonio	AA	Seattle	119	450	62	112	25	0	22	81	2	.249
2006	Fargo-Moorhead	Ind.	None	74	283	55	94	24	1	21	65	1	.332
	Iowa	AAA	Chicago-N	14	44	7	10	2	0	5	9	0	.227
	TOTAL			88	327	62	104	26	1	26	74	1	.318
2007	Bridgeport	Ind.	None	117	432	86	135	19	0	33	94	0	.313
2008	Arkansas	AA	Los Angeles-A	4	13	1	2	0	0	0	1	1	.154
	Bridgeport	Ind.	None	126	497	80	137	26	2	28	106	1	.276
	TOTAL			130	510	81	139	26	2	28	107	2	.273
7 YEARS	CAREER			704	2551	424	716	134	3	156	512	14	.281




JIM HORNER

WASHINGTON STATE	G	AB	R	H	2B	3B	HR	RBI	SB	AVG
1993	32	53	8	11	0	1	0	5	1	.208
1994	38	71	10	16	3	0	0	7	0	.225
1995	49	123	18	34	5	0	1	18	6	.276
1996	60	208	54	69	15	2	9	44	17	.332
CAREER	179	455	90	130	23	3	10	74	24	.286

MINORS	Team	Level	Parent Club	G	AB	R	H	2B	3B	HR	RBI	SB	AVG
1996	Everett	SS A	Seattle	18	60	6	9	2	0	2	5	0	.150
1997	Wisconsin	A	Seattle	47	161	19	40	10	1	5	24	0	.248
	Lancaster	Adv. A	Seattle	45	163	26	42	6	0	9	27	0	.258
	TOTAL			92	324	45	82	16	1	14	51	2	.253
1998	Orlando	AA	Seattle	73	247	29	54	9	1	9	36	2	.219
1999	New Haven	AA	Seattle	76	278	29	75	17	0	6	50	1	.270
2000	New Haven	AA	Seattle	65	245	36	59	11	2	9	33	4	.241
2001	Tacoma	AAA	Seattle	65	236	45	67	16	0	6	29	1	.284
2002	Tacoma	AAA	Seattle	7	20	5	6	2	0	0	1	0	.300
	San Antonio	AA	Seattle	63	209	29	62	18	1	4	30	1	.297
	TOTAL			70	229	34	68	20	1	4	31	1	.297
2003	Tacoma	AAA	Seattle	2	6	0	1	0	0	0	0	0	.167
	San Antonio	AA	Seattle	71	254	37	79	11	1	5	43	4	.311

2004	TOTAL	AA	Seattle	73	260	37	80	11	1	5	43	4	.308
	San Antonio	AAA	Seattle	18	67	8	19	9	0	0	5	2	.284
	Tacoma	AAA	Seattle	39	127	9	24	5	0	4	15	0	.189
	TOTAL			57	194	17	43	14	0	4	20	2	.222
9 YEARS	CAREER			589	2073	278	537	116	6	59	298	17	.259



MIKE HULTMAN

WASHINGTON STATE	G	AB	R	H	2B	3B	HR	RBI	SB	AVG
1974	31	66	11	17	4	1	1	9	1	.258
1975	45	125	18	33	8	0	1	23	1	.264
1976	39	98	25	30	6	1	4	26	2	.306
CAREER	115	289	54	80	18	2	6	58	4	.277

MINORS	Team	Level	Parent Club	G	AB	R	H	2B	3B	HR	RBI	SB	AVG
1977	Portland	SS A	None	51	166	-	58	8	0	6	-	-	.349
1 YEAR	CAREER			51	166	-	58	8	0	6	-	-	.349



BRANDON HUNDT

WASHINGTON STATE	G/GS	IP	H	BB	SO	W-L	SV	ERA
2002	21/15	94 1/3	124	37	75	6-7	3	6.39
2003	4/1	16	22	9	11	0-2	1	6.19
2004	19/0	26	37	11	20	0-1	2	8.31
CAREER	44/16	136 1/3	183	57	106	6-10	6	6.73

MINORS	Team	Level	Parent Club	G/GS	IP	H	BB	SO	W-L	SV	ERA
2004	Helena	Rookie	Milwaukee	10/0	16 1/3	20	2	16	1-1	2	4.41
1 YEAR	CAREER			10/0	16 1/3	20	2	16	1-1	2	4.41



GREG HUNTER

WASHINGTON STATE	G	AB	R	H	2B	3B	HR	RBI	SB	AVG
1987	60	181	34	49	10	3	1	25	3	.271
1988	64	244	58	77	18	2	5	40	2	.316
1989	56	203	44	65	8	4	3	34	9	.320
1990	63	220	53	72	16	3	5	54	3	.327
CAREER	243	848	189	263	52	12	14	153	17	.310

MINORS	Team	Level	Parent Club	G	AB	R	H	2B	3B	HR	RBI	SB	AVG
1990	Bellingham	SS A	Seattle	56	183	21	39	5	2	1	13	2	.213
1991	San Bernardino	Adv. A	Seattle	129	413	65	100	12	0	2	32	22	.242
1992	San Bernardino	Adv. A	Seattle	29	99	12	21	3	0	0	6	2	.212
	Peninsula	Adv. A	Seattle	50	149	15	27	5	0	2	10	1	.181
	Jacksonville	AA	Seattle	14	43	4	9	0	0	1	5	1	.209
	TOTAL			93	291	31	57	8	0	3	21	4	.196
1993	New Britain	AA	Minnesota	6	13	1	1	0	0	0	0	1	.077
4 YEARS	CAREER			284	900	118	197	25	2	6	66	29	.219



MARTY KAIN

WASHINGTON STATE	G/GS	IP	H	BB	SO	W-L	SV	ERA
1980	10/4	33 1/3	31	19	17	4-0	0	3.51
1981	9/1	25 2/3	36	10	15	1-3	0	6.31
CAREER	19/5	59	67	29	32	5-3	0	4.73

MINORS	Team	Level	Parent Club	G/GS	IP	H	BB	SO	W-L	SV	ERA
1981	Walla Walla	SS A	San Diego	22/0	59	52	14	63	2-2	2	2.75
	Reno	A	San Diego	3/0	10	8	3	2	2-0	0	2.70
	TOTAL			25/0	69	60	17	65	4-2	2	2.74
1982	Amarillo	AA	San Diego	25/18	125 1/3	171	24	64	10-8	0	5.74
1983	Beaumont	AA	San Diego	50/0	86 2/3	97	23	42	5-6	13	3.43
1984	Edmonton	AAA	California	40/4	116 1/3	148	30	49	6-6	5	4.33
1985	Edmonton	AAA	California	29/23	160 2/3	185	36	75	9-11	1	4.03
5 YEARS	CAREER			169/45	558	661	130	295	34-33	21	4.23



ARLEY KANGAS

WASHINGTON STATE	G	AB	R	H	2B	3B	HR	RBI	SB	AVG
1958	-	112	24	31	5	1	1	17	2	.277
1959	-	123	24	38	5	1	3	36	4	.309
1960	-	102	34	32	7	0	0	22	4	.313
CAREER	-	337	82	101	17	2	4	75	10	.300

MINORS	Team	Level	Parent Club	G	AB	R	H	2B	3B	HR	RBI	SB	AVG
1961	Fresno	C	San Francisco	87	270	38	69	9	2	0	28	4	.256
	Eugene	B	San Francisco	10	19	-	4	0	0	1	-	-	.211
	TOTAL			97	289	-	73	9	2	1	-	-	.253
1962	Eugene	B	San Francisco	90	252	-	64	9	2	0	-	-	.254
2 YEARS	CAREER			187	541	-	137	18	4	1	-	-	.253



JOE KARP

WASHINGTON STATE	G/GS	IP	H	BB	SO	W-L	SV	ERA
1966	15/4	38 1/3	23	11	34	3-0	3	1.41
1967	9/6	37	30	16	15	4-2	0	1.94
1968	13/8	68 2/3	46	19	55	6-2	0	1.44
CAREER	37/18	144	99	46	104	13-4	3	1.56

MINORS	Team	Level	Parent Club	G/GS	IP	H	BB	SO	W-L	SV	ERA
1968	HP-Thomasville	A	None	4/3	15	21	3	-	0-3	-	7.20
	Corning	SS A	Kansas City	6/6	43	25	17	-	5-1	-	1.88
	TOTAL			10/9	58	46	20	-	5-4	-	3.26
1969	Waterloo	A	Kansas City	22/21	147	138	49	-	10-5	-	3.18
1970	San Jose	A	Kansas City	8/4	22	28	10	-	1-2	-	4.91
3 YEARS	CAREER			40/34	227	212	79	-	16-11	-	3.37



KYLE KAWABATA

WASHINGTON STATE	G/GS	IP	H	BB	SO	W-L	SV	ERA
1992	12/0	16 1/3	18	5	12	3-0	1	5.51
1993	18/7	61 2/3	67	43	50	5-2	0	6.13
1994	16/10	75 1/3	81	38	47	7-5	1	4.78
1995	17/13	111	121	28	58	11-3	1	2.76
CAREER	63/30	264 1/3	287	114	167	26-10	3	4.29

MINORS	Team	Level	Parent Club	G/GS	IP	H	BB	SO	W-L	SV	ERA
1995	Batavia	SS A	Philadelphia	18/0	32 2/3	34	5	30	2-0	0	3.58
1996	Batavia	SS A	Philadelphia	25/0	28	21	7	24	1-2	20	1.93
1997	Piedmont	A	Philadelphia	44/0	62 2/3	45	13	75	9-5	16	1.44
1998	Clearwater	Adv. A	Philadelphia	53/0	64 2/3	63	16	49	4-3	33	2.64
	Reading	AA	Philadelphia	7/0	7 1/3	14	2	2	1-0	0	3.68
	TOTAL			60/0	72	77	18	51	5-3	33	2.75
1999	Clearwater	Adv. A	Philadelphia	33/0	47	36	10	37	3-1	7	1.15
	Reading	AA	Philadelphia	8/0	12	20	2	7	0-0	0	6.00
	TOTAL			41/0	59	56	12	44	3-1	7	2.13
2000	Evansville	Ind.	None	9/0	17 2/3	15	5	12	1-0	2	1.53
6 YEARS	CAREER			197/0	272	248	60	236	21-11	78	2.25



CASEY KELLEY

WASHINGTON STATE	G	AB	R	H	2B	3B	HR	RBI	SB	AVG
1996	43	85	12	21	1	0	1	8	25	.360
1997	51	148	32	49	11	0	12	36	1	.331
1998	49	182	57	61	9	3	25	68	0	.335
CAREER	143	415	101	131	21	3	38	112	26	.316

MINORS	Team	Level	Parent Club	G	AB	R	H	2B	3B	HR	RBI	SB	AVG
1998	Boise	SS A	Anaheim	55	161	31	36	13	0	7	37	1	.224
1999	Boise	SS A	Anaheim	61	205	45	63	12	4	7	37	2	.307
2000	Cedar Rapids	A	Anaheim	82	256	39	65	13	1	14	43	4	.254
3 YEARS	CAREER			198	622	115	164	38	5	28	117	7	.264



JASON KING

WASHINGTON STATE	G	AB	R	H	2B	3B	HR	RBI	SB	AVG
1990	62	164	44	44	8	1	0	26	21	.268
CAREER	62	164	44	44	8	1	0	26	21	.268

MINORS	Team	Level	Parent Club	G	AB	R	H	2B	3B	HR	RBI	SB	AVG
1990	Pittsfield	SS A	New York-N	51	143	27	35	2	1	0	9	3	.245
1991	Columbia	A	New York-N	108	277	42	74	10	0	0	21	12	.267
1992	Columbia	A	New York-N	4	10	1	1	0	0	0	0	0	.100
	St. Lucie	Adv. A	New York-N	51	122	20	36	5	1	0	10	8	.295
	Binghamton	AA	New York-N	10	28	2	4	2	0	0	3	1	.143
	Tidewater	AAA	New York-N	1	2	2	1	0	0	0	0	0	.500
	TOTAL			66	162	25	42	7	1	0	13	9	.260
1993	Capital City	A	New York-N	94	304	34	63	12	3	0	37	7	.207
	St. Lucie	Adv. A	New York-N	12	34	11	10	1	0	0	5	0	.294
	TOTAL			106	338	45	73	13	3	0	42	7	.216
4 YEARS	CAREER			331	920	144	224	32	5	0	85	31	.243

Cougars in the Pros



MIKE KINKADE

WASHINGTON STATE	G	AB	R	H	2B	3B	HR	RBI	SB	AVG
1992	52	187	50	64	9	2	1	29	2	.342
1993	57	209	64	76	18	4	7	47	2	.364
1994	61	232	72	90	31	3	9	61	8	.388
1995	58	216	44	74	17	3	8	60	15	.343
CAREER	228	844	230	304	75	12	25	197	27	.360

MINORS	Team	Level	Parent Club	G	AB	R	H	2B	3B	HR	RBI	SB	AVG
1995	Helena	Rookie	Milwaukee	69	266	76	94	19	1	4	39	26	.353
1996	Beloit	A	Milwaukee	135	496	104	151	33	4	15	100	23	.304
1997	El Paso	AA	Milwaukee	125	468	112	180	35	12	12	109	17	.385
1998	Louisville	AAA	Milwaukee	80	291	57	90	24	6	7	46	10	.309
	Norfolk	AAA	New York-N	30	125	12	35	5	0	1	18	6	.280
	TOTAL			110	416	69	125	29	6	8	64	16	.300
1999	Norfolk	AAA	New York-N	84	312	53	96	20	2	7	49	7	.308
2000	Binghamton	AA	New York-N	90	317	66	116	24	3	10	67	18	.366
	Bowie	AA	Baltimore	8	27	4	7	1	0	3	5	0	.259
	Rochester	AAA	Baltimore	15	55	10	20	5	0	1	10	0	.364
	TOTAL			113	399	80	143	30	3	14	82	18	.358
2002	Las Vegas	AAA	Los Angeles	74	287	63	98	22	6	11	50	6	.341
2005	Buffalo	AAA	Cleveland	128	473	84	134	35	3	16	74	8	.283
2006	Albuquerque	AAA	Florida	106	381	59	125	26	3	4	50	6	.328
2007	Iowa	AAA	Chicago-N	33	120	26	37	6	1	7	27	2	.308
	Somerset	Ind.	None	6	20	4	7	1	0	0	2	1	.350
	Trenton	AA	New York-A	22	83	14	29	6	0	2	5	0	.349
	Scranton/Wilkes-Barre	AAA	New York-A	5	20	6	6	1	1	0	3	2	.300
	TOTAL			66	243	50	79	14	2	9	37	5	.325
2008	Tacoma	AAA	Seattle	18	56	6	12	2	0	2	8	0	.214
11 YEARS	CAREER			1028	3797	756	1237	265	42	102	662	132	.326

MLB	Team	G	AB	R	H	2B	3B	HR	RBI	SB	AVG
1998	New York-N	3	2	2	0	0	0	0	0	0	.000
1999	New York-N	28	46	3	9	2	1	2	6	1	.196
2000	New York-N	2	2	0	0	0	0	0	0	0	.000
	Baltimore	3	7	0	3	1	0	0	1	0	.429
	TOTAL	5	9	0	3	1	0	0	1	0	.333
2001	Baltimore	61	160	19	44	5	0	4	16	2	.275
2002	Los Angeles	37	50	7	19	5	0	2	11	1	.380
2003	Los Angeles	88	162	25	35	7	0	5	14	1	.216
6 YEARS	CAREER	222	429	56	110	20	1	13	48	5	.256

NOTE: Played the 2004 season in Japan with the Hanshin Tigers.



ROBERT KINNAMAN

WASHINGTON STATE	G/GS	IP	H	BB	SO	W-L	SV	ERA
1936	9/9	69	-	-	-	6-1	0	-
1937	7/7	-	-	12	32	2-4	0	-
1939	9/9	-	-	-	-	4-3	0	-
CAREER	25/25	-	-	-	-	12-8	0	-

MINORS	Team	Level	Parent Club	G/GS	IP	H	BB	SO	W-L	SV	ERA
1939	Twins Falls	C	Seattle-PCL	7/-	45	53	10	-	3-3	-	3.60
1940	Spokane	B	None	33/-	118	139	42	-	6-1	-	3.89
1941	Spokane	B	None	36/-	246	227	79	-	22-8	-	2.85
1946	Oakland	AAA	None	3/0	6	6	3	-	0-0	-	-
	Spokane	B	None	14/-	77	70	25	-	6-4	-	3.16
	TOTAL			17/-	83	76	28	-	6-4	-	-
4 YEARS	CAREER			93/-	492	495	159	-	37-16	-	-



MIKE KINNUNEN

WASHINGTON STATE	G/GS	IP	H	BB	SO	W-L	SV	ERA
1977	12/4	46 1/3	26	23	40	4-2	5	2.33
1978	24/11	106 2/3	102	41	56	7-4	4	3.71
1979	18/11	94 1/3	85	33	48	9-3	1	3.59
CAREER	54/26	247 1/3	213	106	144	20-9	10	3.42

MINORS	Team	Level	Parent Club	G/GS	IP	H	BB	SO	W-L	SV	ERA
1979	Orlando	AA	Minnesota	17/16	118	129	45	55	6-6	0	4.12
1980	Toledo	AAA	Minnesota	15/0	14	13	5	9	2-2	3	2.57
1981	Toledo	AAA	Minnesota	50/1	72	94	35	36	4-4	4	5.50
1982	Arkansas	AA	St. Louis	18/0	30 2/3	28	17	18	4-2	5	1.76
	Louisville	AAA	St. Louis	16/5	47 2/3	50	21	21	2-3	1	4.72
	TOTAL			34/5	78 1/3	78	38	39	6-5	6	3.56
1983	Memphis	AA	Montreal	38/0	63	52	27	46	6-4	6	2.57
	Wichita	AAA	Montreal	13/0	20 1/3	24	13	9	0-1	0	7.97
	TOTAL			51/0	83 1/3	76	40	55	6-5	6	3.89
1984	Jacksonville	AA	Montreal	38/1	75	61	56	42	6-2	4	3.72
	Indianapolis	AAA	Montreal	16/4	37	35	19	32	3-1	0	4.62
	TOTAL			54/5	112	96	75	74	9-3	4	4.02
1985	Omaha	AAA	Kansas City	53/0	52	41	41	30	2-0	6	3.46
1986	Rochester	AAA	Baltimore	47/1	53 2/3	41	29	43	1-3	10	2.35
1987	Rochester	AAA	Baltimore	48/0	67	48	36	33	6-4	16	1.75
1988	Columbus	AAA	New York-A	45/5	81 1/3	78	58	73	4-5	13	3.98
1989	San Antonio	AA	Los Angeles	5/0	7 2/3	5	3	3	0-0	0	3.52
	Denver	AAA	Milwaukee	3/0	1 2/3	2	3	2	0-1	0	5.40
	TOTAL			8/0	9 1/3	7	6	5	0-1	0	3.86
11 YEARS	CAREER			422/33	741	701	408	452	46-38	68	3.72

MLB	Team	G/GS	IP	H	BB	SO	W-L	SV	ERA
1980	Minnesota	21/0	24 2/3	29	9	8	0-0	0	5.11
1986	Baltimore	9/0	7	8	5	1	0-0	0	6.43
1987	Baltimore	18/0	20	27	16	14	0-0	0	4.95
3 YEARS	CAREER	48/0	51 2/3	64	30	23	0-0	0	5.23



WALLACE KRAMER

WASHINGTON STATE	G/GS	IP	H	BB	SO	W-L	SV	ERA
1943	10/10	-	-	-	-	5-5	-	-
1947	14/10	88	-	-	-	8-2	2	-
CAREER	24/20	-	-	-	-	13-7	-	-

MINORS	Team	Level	Parent Club	G/GS	IP	H	BB	SO	W-L	SV	ERA
1947	Spokane	B	Brooklyn	20/-	150	199	49	-	7-8	-	4.92
1948	Klamath Falls	D	Philadelphia-N								
	Yakima	B	None								
2 YEARS	CAREER			20/-	150	199	49	-	7-8	-	4.92

NOTE: Played in 11 games for both Klamath Falls and Yakima in 1948, but did not appear on the mound.



JEFF LaRUE

WASHINGTON STATE	G	AB	R	H	2B	3B	HR	RBI	SB	AVG
2002	54	199	45	73	16	0	10	40	1	.367
2003	44	122	12	25	5	0	1	13	0	.205
CAREER	98	321	57	108	21	0	11	53	1	.336

MINORS	Team	Level	Parent Club	G	AB	R	H	2B	3B	HR	RBI	SB	AVG
2003	Selma	Ind.	None	23	84	6	18	3	0	4	9	2	.214
2005	Long Beach	Ind.	None	78	274	45	69	23	1	5	45	9	.252
2006	Long Beach	Ind.	None	76	294	49	87	26	1	13	58	12	.296
	Brockton	Ind.	None	9	25	2	8	3	0	0	3	1	.320
	TOTAL			85	319	51	95	29	1	13	61	13	.297
2007	Long Beach	Ind.	None	28	111	30	38	7	0	6	24	5	.342

R. Cucamonga	Adv. A	Los Angeles-A	29	94	16	24	5	0	4	15	1	.255
TOTAL			57	205	46	62	12	0	10	39	6	.302
2008 Orange County	Ind.	None	81	313	57	92	21	1	14	69	5	.294
5 YEARS CAREER			324	1195	205	336	88	3	46	223	35	.281



JIM LAUER

WASHINGTON STATE	G	AB	R	H	2B	3B	HR	RBI	SB	AVG
1977	53	170	23	46	9	1	4	35	2	.271
1978	58	197	35	67	13	1	5	52	4	.340
CAREER	111	367	58	113	22	2	9	87	6	.308

MINORS	Team	Level	Parent Club	G	AB	R	H	2B	3B	HR	RBI	SB	AVG
1979	Lynchburg	A	New York-N	116	373	48	95	20	4	3	28	9	.255
1980	Lynchburg	A	New York-N	94	261	35	63	6	3	0	23	15	.241
2 YEARS CAREER				210	634	83	158	26	7	3	51	24	.249



WAYNE LINDEMANN

WASHINGTON STATE	G/GS	IP	H	BB	SO	W-L	SV	ERA
1991	16/10	65	70	34	40	4-3	0	4.02
1992	19/14	113 2/3	110	47	86	6-6	2	4.51
CAREER	35/24	178 2/3	180	81	126	10-9	2	4.33

MINORS	Team	Level	Parent Club	G/GS	IP	H	BB	SO	W-L	SV	ERA
1992	Utica	SS A	Chicago-A	17/12	81 2/3	72	14	75	5-3	1	3.09
1993	South Bend	A	Chicago-A	12/11	69 2/3	76	21	48	3-2	0	4.26
	Hickory	A	Chicago-A	15/15	99 1/3	95	32	58	6-8	0	3.62
	TOTAL			27/26	169	171	53	106	9-10	0	3.89
1994	South Bend	A	Chicago-A	16/16	111 1/3	108	21	69	8-3	0	2.83
	Prince William	Adv. A	Chicago-A	10/9	47 1/3	65	32	23	1-0	0	9.32
	TOTAL			26/25	158 2/3	173	53	92	9-3	0	4.76
1995	South Bend	A	Chicago-A	7/6	22	32	16	15	0-4	0	7.36
	Prince William	Adv. A	Chicago-A	19/0	43	54	20	32	2-0	1	5.86
	TOTAL			26/6	65	86	36	47	2-4	1	6.37
4 YEARS CAREER				96/69	474 1/3	502	156	320	25-20	2	4.39



BILL LOCKWOOD

WASHINGTON STATE	G	AB	R	H	2B	3B	HR	RBI	SB	AVG
1978	37	52	13	14	1	2	1	12	2	.259
1979	46	176	37	52	3	2	3	20	21	.295
CAREER	83	228	50	66	4	4	4	32	23	.289

MINORS	Team	Level	Parent Club	G	AB	R	H	2B	3B	HR	RBI	SB	AVG
1980	Shelby	A	Pittsburgh	109	394	65	112	18	6	9	70	12	.284
1 YEAR CAREER				109	394	65	112	18	6	9	70	12	.284



DON LONG

WASHINGTON STATE	G	AB	R	H	2B	3B	HR	RBI	SB	AVG
1982	49	130	28	51	6	2	3	31	6	.392
1983	54	204	58	76	17	6	9	60	4	.373
CAREER	103	334	86	127	23	8	12	91	10	.380

MINORS	Team	Level	Parent Club	G	AB	R	H	2B	3B	HR	RBI	SB	AVG
1983	Great Falls	Rookie	San Francisco	65	225	38	64	15	1	7	40	6	.284
1984	Fresno	A	San Francisco	106	337	44	82	8	3	3	30	2	.243
1985	Shreveport	AA	San Francisco	27	84	7	16	3	0	2	6	1	.190
3 YEARS CAREER				198	646	89	162	26	4	12	76	9	.251



DOUG LUKENS

WASHINGTON STATE	G/GS	IP	H	BB	SO	W-L	SV	ERA
1964	15/11	83	85	36	58	7-3	2	3.58
1965	8/5	35 2/3	37	16	43	3-1	1	4.32
1966	13/11	68	51	25	61	5-1	1	2.38
CAREER	36/27	186 2/3	173	77	162	15-5	4	3.28

MINORS	Team	Level	Parent Club	G/GS	IP	H	BB	SO	W-L	SV	ERA
1966	St. Petersburg	A	St. Louis	13/10	72	48	24	-	7-2	-	1.75
1 YEAR CAREER				13/10	72	48	24	-	7-2	-	1.75



AARON MacKENZIE

WASHINGTON STATE	G/GS	IP	H	BB	SO	W-L	SV	ERA
2003	18/13	92 1/3	95	41	81	5-5	1	5.56
2004	17/16	108 1/3	109	36	95	6-8	1	4.82
CAREER	35/29	200 2/3	206	77	176	11-13	2	5.16

MINORS	Team	Level	Parent Club	G/GS	IP	H	BB	SO	W-L	SV	ERA
2004	Angels	Rookie	Anaheim	8/4	24 2/3	34	9	23	0-4	0	5.84
2005	R. Cucamonga	Adv. A	Los Angeles-A	49/0	79	93	49	62	0-3	0	5.58
2 YEARS CAREER				57/4	103 2/3	127	58	85	0-7	0	5.64



GEOFFREY MAGNUSON

WASHINGTON STATE	G	AB	R	H	2B	3B	HR	RBI	SB	AVG
1984	20	38	11	11	3	1	1	5	1	.289
1985	12	24	3	4	1	0	0	1	2	.167
1986	43	117	27	33	3	1	4	23	3	.282
CAREER	75	179	41	48	7	2	5	29	6	.268

MINORS	Team	Level	Parent Club	G/GS	IP	H	BB	SO	W-L	SV	ERA
1987	Boise	SS A	None	-	-	-	-	-	-	-	-
	Salem	SS A	California	-	-	-	-	-	-	-	-
	TOTAL			22/3	45	31	27	-	0-4	-	1.60
1 YEAR CAREER				22/3	45	31	27	-	0-4	-	1.60

NOTE: Played outfield for Washington State.



MARV MARCHBANKS

WASHINGTON STATE	G	AB	R	H	2B	3B	HR	RBI	SB	AVG
1960	-	111	26	35	7	2	2	27	2	.315
1961	-	104	33	37	7	0	3	19	1	.356
CAREER	-	215	59	72	14	2	5	46	3	.335

MINORS	Team	Level	Parent Club	G	AB	R	H	2B	3B	HR	RBI	SB	AVG
1961	Tri-City	B	Baltimore	15	44	-	12	1	0	0	-	-	.273
1 YEAR CAREER				15	44	-	12	1	0	0	-	-	.273

Cougars in the Pros



TOM MARIER

WASHINGTON STATE	G	AB	R	H	2B	3B	HR	RBI	SB	AVG
1946	-	-	-	-	-	-	-	-	-	-
1947	15	57	11	15	-	6	2	-	-	.263
1948	11	39	15	13	5	1	0	11	0	.333
1949	15	52	19	18	4	1	2	16	3	.346
CAREER	-	-	-	-	-	-	-	-	-	-

NOTE: Washington State stats are conference only.

MINORS	Team	Level	Parent Club	G	AB	R	H	2B	3B	HR	RBI	SB	AVG
1949	Terre Haute	B	Philadelphia-N	80	294	-	77	13	3	8	-	-	.262
1950	Terre Haute	B	Philadelphia-N	111	363	-	93	19	1	4	-	-	.256
1951	Wilmington	B	Philadelphia-N	91	330	-	81	15	1	9	-	-	.245
	Schenectady	A	Philadelphia-N	27	72	-	17	1	0	1	-	-	.236
	TOTAL			118	402	-	98	16	1	10	-	-	.244
1952	Tri-City	A	Philadelphia-N	134	464	-	117	16	1	7	-	-	.252
1953	Tri-City	A	None	21	58	-	12	1	0	2	-	-	.207
5 YEARS	CAREER			464	1581	-	397	65	6	31	-	-	.251



MEL MARLOWE

WASHINGTON STATE	G/GS	IP	H	BB	SO	W-L	SV	ERA
1935	9/8	-	-	-	-	5-2	0	-
1936	8/8	56	-	-	-	5-3	0	-
1937	6/6	-	-	13	38	5-0	0	-
CAREER	23/22	-	-	-	-	15-5	0	-

MINORS	Team	Level	Parent Club	G/GS	IP	H	BB	SO	W-L	SV	ERA
1937	Seattle	AA	None	-	-	-	-	-	-	-	-
1939	Salt Lake City	C	None	29/-	222	262	103	-	17-11	-	4.30
	Tacoma	B	None	-	-	-	-	-	-	-	-
1940	Salt Lake City	C	None	30/-	200	209	103	-	15-8	-	-
1941	Tacoma	B	None	23/-	175	196	69	-	13-9	-	3.24
	San Francisco	AA	Detroit	12/6	47	58	21	-	2-4	-	5.74
	TOTAL			39/-	222	254	90	-	15-13	-	3.77
1944	Oakland	AA	None	5/2	12 1/3	17	9	-	0-1	-	-
5 YEARS	CAREER			-	-	-	-	-	-	-	-



FRANK MATAYA

WASHINGTON STATE	G	AB	R	H	2B	3B	HR	RBI	SB	AVG
1951	38	123	19	41	2	3	4	26	2	.333
CAREER	38	123	19	41	2	3	4	26	2	.333

MINORS	Team	Level	Parent Club	G	AB	R	H	2B	3B	HR	RBI	SB	AVG
1951	Klamath Falls	D	Philadelphia-N	55	237	-	77	16	7	2	-	-	.325
1952	Tri-City	A	Philadelphia-N	-	-	-	-	-	-	-	-	-	-
	Yakima	A	None	-	-	-	-	-	-	-	-	-	-
	TOTAL			89	267	-	51	7	2	1	-	-	.191
1956	Wenatchee	B	None	23	71	-	14	4	2	0	-	-	.197
3 YEARS	CAREER			167	575	-	142	27	11	3	-	-	.247



MARTYN MAXWELL

WASHINGTON STATE	G	AB	R	H	2B	3B	HR	RBI	SB	AVG
1974	22	49	13	18	4	1	2	11	1	.367

1975	46	151	21	43	6	1	0	23	2	.285
1976	57	192	47	61	9	2	5	34	15	.318
1977	54	203	49	65	11	1	12	50	13	.320
CAREER	179	595	130	187	30	5	19	118	31	.314

MINORS	Team	Level	Parent Club	G	AB	R	H	2B	3B	HR	RBI	SB	AVG
1977	Orlando	AA	Minnesota	53	177	29	47	9	1	9	25	1	.266
1978	Orlando	AA	Minnesota	105	349	49	88	17	1	7	37	5	.252
1979	Visalia	A	Minnesota	26	93	26	31	7	1	7	19	1	.333
	Orlando	AA	Minnesota	33	113	12	27	9	0	2	18	1	.239
	TOTAL			59	206	38	58	16	1	9	37	2	.282
3 YEARS	CAREER			217	732	116	193	42	3	25	99	8	.264



ZACH McANGUS

WASHINGTON STATE	G	AB	R	H	2B	3B	HR	RBI	SB	AVG
2004	52	179	36	53	12	1	6	32	1	.296
2005	52	195	37	56	9	2	2	25	7	.287
2006	56	183	30	48	7	0	6	33	6	.262
CAREER	160	537	103	157	28	3	14	90	14	.292

MINORS	Team	Level	Parent Club	G	AB	R	H	2B	3B	HR	RBI	SB	AVG
2006	Brewers	Rookie	Milwaukee	41	154	30	40	11	2	2	21	2	.260
2007	Helena	Rookie	Milwaukee	31	79	11	20	2	0	2	10	0	.253
2 YEARS	CAREER			72	233	41	60	13	2	4	31	2	.258



LOU MCCOLLUM

WASHINGTON STATE	G/GS	IP	H	BB	SO	W-L	SV	ERA
1938	10/7	-	-	-	-	3-4	1	-
1939	8/6	-	-	-	-	3-3	0	-
1940	10/9	-	-	-	-	5-1	0	-
CAREER	28/22	-	-	-	-	11-8	1	-

MINORS	Team	Level	Parent Club	G/GS	IP	H	BB	SO	W-L	SV	ERA
1941	Newport News	C	Philadelphia-A	23/16	149	169	61	-	6-10	-	4.65
	Wilmington	B	Philadelphia-A	13/-	68	75	26	-	3-5	-	3.57
	TOTAL			36/-	217	244	87	-	9-15	-	4.31
1946	Wenatchee	B	None	17/-	103	124	50	-	8-4	-	5.59
	Sacramento	AAA	None	12/3	43 2/3	38	18	-	1-2	-	-
	TOTAL			29/-	146 2/3	162	68	-	9-6	-	-
1947	Wenatchee	B	None	35/-	207	243	84	-	13-13	-	5.13
	Sacramento	AAA	None	9/0	22 1/3	28	11	-	0-0	-	-
	TOTAL			44/-	229 1/3	271	95	-	13-13	-	-
1948	Wenatchee	B	None	46/-	275	309	99	-	13-19	-	4.03
1949	Wenatchee	B	None	39/-	237	295	94	-	14-13	-	4.63
1950	Tri-City	B	None	35/-	269	300	82	-	21-13	-	4.92
1951	Tri-City	B	St. Louis-N	32/-	242	287	62	-	14-16	-	4.02
7 YEARS	CAREER			261/-	1616	1868	587	-	93-95	-	-



TOM MCGRAW

WASHINGTON STATE	G/GS	IP	H	BB	SO	W-L	SV	ERA
1987	13/10	62	52	31	32	4-2	1	2.90
1988	14/8	59 2/3	47	22	46	7-1	1	2.11
1989	13/11	63	51	36	39	7-3	1	4.14
1990	20/17	111	102	46	91	10-5	0	2.43
CAREER	60/46	295 2/3	252	135	208	28-11	3	2.83

MINORS	Team	Level	Parent Club	G/GS	IP	H	BB	SO	W-L	SV	ERA
1990	Beloit	A	Milwaukee	12/12	70	49	34	61	7-3	0	1.93
1991	Stockton	Adv. A	Milwaukee	11/7	47	35	13	39	3-0	0	2.30
	El Paso	AA	Milwaukee	9/7	35 2/3	43	21	28	1-1	1	5.80
	TOTAL			20/14	82 2/3	78	34	67	4-1	1	3.81
1992	Stockton	Adv. A	Milwaukee	15/15	97 1/3	97	31	70	6-4	0	2.68



	El Paso	AA	Milwaukee	11/10	69 1/3	75	26	53	6-0	0	2.73
	TOTAL			26/25	166 2/3	172	57	123	12-4	0	2.70
1993	High Desert	Adv. A	Florida	6/6	38	38	7	31	2-3	0	3.55
	Edmonton	AAA	Florida	5/2	9 2/3	12	4	8	2-0	0	5.59
	TOTAL			11/8	47 2/3	50	11	39	4-3	0	3.97
1994	Portland	AA	Florida	37/7	74	81	35	56	3-5	2	4.62
1995	Portland	AA	Florida	51/0	74 2/3	69	31	60	5-0	2	1.81
1996	Trenton	AA	Boston	30/0	34	34	19	32	3-4	1	3.18
1997	Louisville	AAA	St. Louis	45/0	49	55	26	39	1-4	0	5.33
1998	Ottawa	AAA	Montreal	32/10	82	79	36	43	5-6	2	3.73
9 YEARS	CAREER			264/76	680 2/3	667	283	520	44-30	8	3.29

MLB	Team	G/GS	IP	H	BB	SO	W-L	SV	ERA
1997	St. Louis	2/0	1 2/3	2	1	0	0-0	0	0.00
1 YEAR	CAREER	2/0	1 2/3	2	1	0	0-0	0	0.00



ROBERT MCGUIRE

WASHINGTON STATE	G	AB	R	H	2B	3B	HR	RBI	SB	AVG
1948	11	46	16	14	3	0	0	6	4	.304
1949	15	61	18	23	2	2	1	14	6	.377
1950	14	63	14	23	1	1	1	10	7	.364
CAREER	40	170	48	60	6	3	2	30	17	.353

NOTE: Washington State stats are conference only.

MINORS	Team	Level	Parent Club	G	AB	R	H	2B	3B	HR	RBI	SB	AVG
1950	Victoria	B	Seattle-PCL	77	287	-	69	9	3	4	-	-	.240
1951	Vancouver	B	Seattle-PCL	143	590	-	155	21	8	0	-	-	.263
1953	Tri-City	A	None	-	-	-	-	-	-	-	-	-	-
	Yakima	A	None	-	-	-	-	-	-	-	-	-	-
	TOTAL			133	443	-	122	20	2	2	-	-	.275
1954	Tri-City	A	None	60	206	-	59	11	1	1	-	-	.286
4 YEARS	CAREER			413	1526	-	405	61	14	7	-	-	.265



JOE MCINTOSH

WASHINGTON STATE	G/GS	IP	H	BB	SO	W-L	SV	ERA
1970	5/0	11	4	9	6	1-0	1	2.45
1971	17/10	83 1/3	68	28	54	10-0	2	2.27
1972	15/13	98 1/3	91	37	89	10-5	0	3.39
1973	19/16	120 2/3	109	34	102	13-3	3	3.06
CAREER	56/39	313 1/3	272	108	251	34-8	6	2.93

MINORS	Team	Level	Parent Club	G/GS	IP	H	BB	SO	W-L	SV	ERA
1973	Walla Walla	SS A	San Diego	14/14	107	93	30	-	8-6	-	2.44
1974	Hawaii	AAA	San Diego	30/23	152	167	80	111	9-11	0	5.27
1979	Astros	Rookie	Houston	4/1	9	10	2	6	0-0	0	3.00
3 YEARS	CAREER			48/38	268	270	112	-	17-17	-	4.06

MLB	Team	G/GS	IP	H	BB	SO	W-L	SV	ERA
1974	San Diego	10/5	37 1/3	36	17	22	0-4	0	3.62
1975	San Diego	37/28	183	195	60	71	8-15	0	3.69
2 YEARS	CAREER	47/33	220 1/3	231	77	93	8-19	0	3.68



ALAN MCKAY

WASHINGTON STATE	G	AB	R	H	2B	3B	HR	RBI	SB	AVG
1932	-	-	-	-	-	-	-	-	-	-
1933	-	-	-	-	-	-	-	-	-	-
CAREER	-	-	-	-	-	-	-	-	-	-

MINORS	Team	Level	Parent Club	G	AB	R	H	2B	3B	HR	RBI	SB	AVG
1933	Portland	AA	None	12	41	-	9	2	0	0	-	-	.220
1 YEAR	CAREER			12	41	-	9	2	0	0	-	-	.220



ART MCLARNEY

WASHINGTON STATE	G	AB	R	H	2B	3B	HR	RBI	SB	AVG
1930	-	-	-	-	-	-	-	-	-	-
1931	-	100	15	32	-	-	-	-	-	.320
1932	-	-	-	-	-	-	-	-	-	-
CAREER	-	-	-	-	-	-	-	-	-	-

MINORS	Team	Level	Parent Club	G	AB	R	H	2B	3B	HR	RBI	SB	AVG
1933	Williamsport	A	Philadelphia-A	33	135	-	32	5	1	0	-	-	.237
	Seattle	AA	None	86	317	-	85	12	1	2	-	-	.268
	TOTAL			119	452	-	117	17	2	2	-	-	.259
1934	Seattle	AA	None	18	43	-	9	1	0	0	-	-	.209
2 YEARS	CAREER			137	495	-	126	18	2	2	-	-	.255

MLB	Team	G	AB	R	H	2B	3B	HR	RBI	SB	AVG
1932	New York-N	9	23	2	3	1	0	0	3	0	.130
1 YEAR	CAREER	9	23	2	3	1	0	0	3	0	.130



TODD MELDAHL

WASHINGTON STATE	G/GS	IP	H	BB	SO	W-L	SV	ERA
1997	17/8	61 1/3	91	35	45	2-5	0	8.36
1998	13/12	66 2/3	92	36	59	4-6	0	7.29
1999	16/15	95	115	41	64	3-7	0	6.54
2000	18/16	87 2/3	107	53	76	2-9	1	6.88
CAREER	64/51	310 2/3	405	165	244	11-27	1	7.16

MINORS	Team	Level	Parent Club	G/GS	IP	H	BB	SO	W-L	SV	ERA
2000	Batavia	SS A	Philadelphia	18/5	48 2/3	52	13	46	3-3	0	3.33
2001	Batavia	SS A	Philadelphia	2/0	4	3	1	3	0-0	0	2.25
	Lakewood	A	Philadelphia	11/0	20 1/3	16	11	14	1-2	0	2.66
	Clearwater	Adv. A	Philadelphia	7/0	11 1/3	8	5	10	0-0	0	1.59
	TOTAL			20/0	35 2/3	27	17	27	1-2	0	2.27
2 YEARS	CAREER			38/5	84 1/3	79	30	73	4-5	0	2.89



STEVE MERKLEY

WASHINGTON STATE	G	AB	R	H	2B	3B	HR	RBI	SB	AVG
1971	41	114	23	28	6	1	3	21	6	.246
1972	42	155	43	51	8	2	1	26	32	.329
1973	54	200	56	66	13	3	3	26	29	.330
CAREER	137	469	122	145	27	6	7	73	67	.309

MINORS	Team	Level	Parent Club	G	AB	R	H	2B	3B	HR	RBI	SB	AVG
1973	Portland	SS A	None	68	198	-	43	5	5	0	-	-	.217
1976	Portland	SS A	None	23	27	-	6	1	0	0	-	-	.222
2 YEARS				91	225	-	49	6	5	0	-	-	.218

Cougars in the Pros



CHAD MILES

WASHINGTON STATE	G/GS	IP	H	BB	SO	W-L	SV	ERA
1993	3/0	1 2/3	0	1	3	0-0	0	5.40
1994	26/0	30 1/3	23	25	26	1-0	1	3.56
CAREER	29/0	32	23	26	29	1-0	1	3.66

MINORS	Team	Level	Parent Club	G/GS	IP	H	BB	SO	W-L	SV	ERA
1994	Elmira	SS A	Florida	11/9	42	46	33	14	0-6	0	4.93
1995	Elmira	SS A	Florida	14/0	21 2/3	29	10	10	1-1	0	6.65
	Kane County	A	Florida	19/0	27 1/3	35	23	14	1-1	0	7.24
	TOTAL			33/0	49	64	33	24	2-2	0	6.98
1996	Brevard County	Adv. A	Florida	27/7	70 2/3	90	31	37	1-5	0	5.48
1997	Brevard County	Adv. A	Florida	42/0	64	63	31	59	3-4	5	4.50
1998	Lakeland	Adv. A	Detroit	42/1	61 2/3	67	38	65	1-8	2	5.55
1999	Jacksonville	AA	Detroit	45/0	58 2/3	78	30	50	3-2	0	6.14
6 YEARS	CAREER			200/17	346	408	196	249	10-27	7	5.57



JAY MILLER

WASHINGTON STATE	G	AB	R	H	2B	3B	HR	RBI	SB	AVG
2003	55	214	40	73	21	0	2	36	4	.341
2004	55	203	43	72	13	0	2	42	5	.355
2005	58	230	39	74	12	1	3	32	8	.322
2006	59	244	49	88	28	0	0	37	17	.361
CAREER	227	891	171	307	74	1	7	147	34	.345

MINORS	Team	Level	Parent Club	G	AB	R	H	2B	3B	HR	RBI	SB	AVG
2006	Batavia	SS A	Philadelphia	65	225	34	58	11	2	2	27	5	.258
2007	Lakewood	A	Philadelphia	79	272	32	68	7	0	1	30	2	.250
	Clearwater	Adv. A	Philadelphia	5	18	4	5	1	0	0	2	0	.278
	TOTAL			84	290	36	73	8	0	1	32	2	.252
2008	Clearwater	Adv. A	Philadelphia	40	123	19	37	3	1	1	11	1	.301
	Lakewood	A	Philadelphia	40	140	7	29	7	1	0	9	2	.258
	TOTAL			80	263	26	66	10	2	1	20	3	.327
3 YEARS	CAREER			229	778	96	197	29	4	4	79	10	.253



JAYSON MILLER

WASHINGTON STATE	G/GS	IP	H	BB	SO	W-L	SV	ERA
2005	22/11	77 2/3	100	30	33	2-6	1	6.03
2006	19/1	50 1/3	51	7	31	2-1	1	4.11
2007	18/9	68	81	17	48	5-2	0	4.10
2008	15/14	99 2/3	121	17	74	8-1	0	4.06
CAREER	74/35	295 2/3	353	71	186	17-10	2	4.60

MINORS	Team	Level	Parent Club	G/GS	IP	H	BB	SO	W-L	SV	ERA
2008	Orem	Rookie	Los Angeles-A	15/13	81	75	7	68	8-2	0	2.33
1 YEAR	CAREER			15/13	81	75	7	68	8-2	0	2.33



MIKE MILLER

WASHINGTON STATE	G	AB	R	H	2B	3B	HR	RBI	SB	AVG
1980	40	84	28	19	1	1	0	10	6	.226
1981	21	71	23	26	4	1	3	16	10	.366
1982	49	165	48	51	4	1	4	34	38	.309
1983	57	205	71	78	13	2	11	49	43	.380
CAREER	167	525	170	174	22	5	18	109	97	.331

MINORS	Team	Level	Parent Club	G	AB	R	H	2B	3B	HR	RBI	SB	AVG
1983	Butte	Rookie	Kansas City	56	216	65	68	12	2	5	33	24	.315
1984	Fort Myers	A	Kansas city	56	201	42	60	16	2	1	25	15	.299
	Memphis	AA	Kansas City	76	270	45	50	10	3	1	23	13	.185
	TOTAL			132	471	87	110	26	5	2	48	28	.234
1985	Memphis	AA	Kansas City	98	371	56	98	13	2	4	36	25	.264
1986	Memphis	AA	Kansas City	74	217	41	54	13	0	2	23	25	.249
	Omaha	AAA	Kansas City	18	52	3	11	3	0	0	3	0	.212
	TOTAL			92	269	44	65	16	0	2	26	25	.242
1987	Memphis	AA	Kansas City	91	258	42	56	12	3	2	31	9	.217
1988	Memphis	AA	Kansas City	113	345	40	74	9	1	3	26	5	.214
6 YEARS	CAREER			582	1930	334	471	88	13	18	200	116	.244



ROY MILLER

WASHINGTON STATE	G	AB	R	H	2B	3B	HR	RBI	SB	AVG
1991	52	84	18	19	3	0	0	9	2	.226
1992	52	137	21	40	9	0	0	18	3	.292
1993	58	308	57	66	15	2	4	42	9	.317
CAREER	162	429	96	125	27	2	4	69	14	.291

MINORS	Team	Level	Parent Club	G	AB	R	H	2B	3B	HR	RBI	SB	AVG
1993	Bellingham	SS A	Seattle	55	165	26	37	3	0	2	15	4	.224
1994	Riverside	Adv. A	Seattle	42	99	17	20	4	1	1	12	3	.202
1995	Riverside	Adv. A	Seattle	65	175	21	32	4	0	1	18	3	.183
1996	Reno	Ind.	None	72	262	-	90	19	10	8	-	-	.344
4 YEARS	CAREER			234	701	-	179	30	11	12	-	-	.255



MATT MINIUM

WASHINGTON STATE	G	AB	R	H	2B	3B	HR	RBI	SB	AVG
1978	53	171	46	51	5	4	0	25	12	.298
CAREER	53	171	46	51	5	4	0	25	12	.298

MINORS	Team	Level	Parent Club	G	AB	R	H	2B	3B	HR	RBI	SB	AVG
1980	Batavia	SS A	Cleveland	13	37	13	9	1	0	2	7	1	.243
	Waterloo	A	Cleveland	44	114	18	32	2	0	0	17	3	.281
	TOTAL			57	151	31	41	3	0	2	24	4	.272
1 YEAR	CAREER			57	151	31	41	3	0	2	24	4	.272



GREG MITCHELL

WASHINGTON STATE	G	AB	R	H	2B	3B	HR	RBI	SB	AVG
1997	39	110	18	33	6	1	3	26	0	.300
1998	48	167	40	50	4	0	15	49	2	.299
CAREER	87	277	58	83	10	1	18	75	2	.300

MINORS	Team	Level	Parent Club	G	AB	R	H	2B	3B	HR	RBI	SB	AVG
1999	Tri-City	Ind.	None	71	237	33	67	12	0	5	35	0	.283
2000	Tri-City	Ind.	None	80	307	43	92	19	2	5	41	3	.300
2 YEARS	CAREER			151	544	76	159	31	2	10	76	3	.292



GREG MONDA

WASHINGTON STATE	G	AB	R	H	2B	3B	HR	RBI	SB	AVG
1981	42	120	28	38	4	0	6	31	0	.317
1982	41	130	28	51	6	2	3	31	6	.392
1983	57	208	43	80	21	7	12	65	3	.385
CAREER	140	458	99	169	31	9	21	127	9	.369

MINORS	Team	Level	Parent Club	G	AB	R	H	2B	3B	HR	RBI	SB	AVG
1983	Eugene	SS A	Cincinnati	61	210	29	51	8	1	2	26	5	.243
1984	Tampa	A	Cincinnati	105	255	31	74	11	0	0	22	4	.290
1985	Cedar Rapids	A	Cincinnati	138	503	79	139	32	3	7	66	2	.276
1986	Vermont	AA	Cincinnati	126	433	39	114	18	4	3	43	0	.263
1987	Vermont	AA	Cincinnati	127	466	55	141	30	3	9	79	1	.303
1988	Nashville	AAA	Cincinnati	54	178	15	47	10	2	0	14	1	.264
	Reading	AA	Philadelphia	53	177	22	42	10	0	4	26	1	.237
	TOTAL			107	357	37	89	20	2	4	40	2	.249
6 YEARS	CAREER			664	2222	270	608	119	13	25	276	14	.274



STACY MORGAN

WASHINGTON STATE	G/GS	IP	H	BB	SO	W-L	SV	ERA
1981	15/0	30	37	19	11	3-1	1	4.80
1982	14/11	79 2/3	73	24	42	4-3	2	4.52
CAREER	29/11	109 2/3	110	43	53	7-4	3	4.60

MINORS	Team	Level	Parent Club	G/GS	IP	H	BB	SO	W-L	SV	ERA
1982	Oneonta	SS A	New York-A	13/2	43 2/3	49	18	33	2-5	0	5.56
1983	Oneonta	SS A	New York-A	4/3	22 2/3	19	6	22	3-0	1	3.57
	Greensboro	A	New York-A	22/1	60 2/3	65	18	52	1-2	1	4.90
	TOTAL			26/4	83 1/3	84	24	74	4-2	2	4.54
1984	Ft. Lauderdale	A	New York-A	46/1	81 2/3	50	48	41	3-7	7	2.42
3 YEARS	CAREER			85/7	208 2/3	183	90	148	9-14	9	3.93



STEVE MORTIMER

WASHINGTON STATE	G	AB	R	H	2B	3B	HR	RBI	SB	AVG
2002	50	138	22	42	8	0	2	27	6	.304
2003	43	104	14	27	6	1	3	13	2	.260
CAREER	93	242	36	69	14	1	5	40	8	.285

MINORS	Team	Level	Parent Club	G	AB	R	H	2B	3B	HR	RBI	SB	AVG
2004	Vermont	SS A	Montreal	65	214	31	51	13	0	7	29	8	.238
2005	Savannah	A	Washington	101	328	47	80	19	2	10	41	7	.244
	Nationals	Rookie	Washington	5	14	0	3	1	0	0	0	0	.214
	TOTAL			106	342	47	83	20	2	10	41	7	.243
2006	Potomac	Adv. A	Washington	60	174	27	39	9	0	6	23	3	.224
2007	Potomac	Adv. A	Washington	52	170	23	43	8	1	12	40	8	.253
	Harrisburg	AA	Washington	71	228	32	53	13	1	9	33	1	.232
	TOTAL			123	398	55	96	21	2	31	73	9	.241
2008	Fargo-Moorhead	Ind.	None	95	349	66	103	28	1	19	76	30	.295
5 YEARS	CAREER			449	1477	226	372	91	5	63	242	57	.252



JIM MURPHY

WASHINGTON STATE	G	AB	R	H	2B	3B	HR	RBI	SB	AVG
2005	50	167	30	48	7	0	7	28	3	.287
2006	59	210	34	70	13	1	8	46	2	.333
2007	53	168	24	37	9	0	3	23	0	.220
2008	56	207	44	67	17	3	16	61	1	.324
CAREER	218	752	132	222	46	4	34	158	6	.295

MINORS	Team	Level	Parent Club	G	AB	R	H	2B	3B	HR	RBI	SB	AVG
2008	Phillies	Rookie	Philadelphia	28	93	16	33	6	1	2	17	0	.355
	Clearwater	Adv. A	Philadelphia	3	8	0	2	1	0	0	0	0	.250
	Williamsport	SS A	Philadelphia	31	109	15	24	5	1	3	13	0	.220
	TOTAL			62	210	31	59	12	2	5	30	0	.281
1 YEAR	CAREER			62	210	31	59	12	2	5	30	0	.281



ROB NICHOLS

WASHINGTON STATE	G	AB	R	H	2B	3B	HR	RBI	SB	AVG
1987	21	18	5	3	1	0	0	1	0	.167
1988	43	142	17	50	10	1	4	36	3	.352
1989	50	164	42	51	11	1	4	35	6	.311
1990	63	224	63	74	17	1	14	60	1	.330
CAREER	177	548	127	178	39	3	22	132	10	.325

MINORS	Team	Level	Parent Club	G	AB	R	H	2B	3B	HR	RBI	SB	AVG
1990	Bellingham	SS A	Seattle	57	209	22	47	13	0	3	23	0	.225
1 YEAR	CAREER			57	209	22	47	13	0	3	23	0	.225



TOM NIENDENFUER

WASHINGTON STATE	G/GS	IP	H	BB	SO	W-L	SV	ERA
1978	5/1	15 1/3	10	5	8	1-0	2	2.35
1979	18/8	69 2/3	73	30	33	7-3	1	4.39
1980	14/12	77	71	30	40	6-4	0	3.62
CAREER	37/21	162	154	65	81	14-7	3	3.85

MINORS	Team	Level	Parent Club	G/GS	IP	H	BB	SO	W-L	SV	ERA
1981	San Antonio	AA	Los Angeles	36/0	90	61	34	95	13-3	5	1.80
1982	Albuquerque	AAA	Los Angeles	4/0	10 2/3	6	2	15	2-0	1	0.00
1989	Calgary	AAA	Seattle	13/2	18 2/3	23	7	11	1-2	0	5.30
1990	Louisville	AAA	St. Louis	5/0	7 1/3	5	4	7	0-0	2	2.45
4 YEARS	CAREER			58/2	126 2/3	95	47	128	16-5	8	2.21

MLB	Team	G/GS	IP	H	BB	SO	W-L	SV	ERA
1981	Los Angeles	17/0	26	25	6	12	3-1	2	3.81
1982	Los Angeles	55/0	69 2/3	71	25	60	3-4	9	2.71
1983	Los Angeles	66/0	94 2/3	55	29	66	8-3	11	1.90
1984	Los Angeles	33/0	47 1/3	39	23	45	2-5	11	2.47
1985	Los Angeles	64/0	106 1/3	86	24	102	7-9	19	2.71
1986	Los Angeles	60/0	80	86	29	55	6-6	11	3.71
1987	Los Angeles	15/0	16 1/3	13	9	10	1-0	1	2.76
	Baltimore	45/0	52 1/3	55	22	37	3-5	13	4.99
	TOTAL	60/0	68 2/3	68	31	47	4-5	14	4.46
1988	Baltimore	52/0	59	59	19	40	3-4	18	3.51
1989	Seattle	25/0	36 1/3	46	15	15	0-3	0	6.69
1990	St. Louis	52/0	65	66	25	32	0-6	2	3.46
10 YEARS	CAREER	484/0	653	601	226	474	36-46	97	3.29

Cougars in the Pros



PAUL NOCE

WASHINGTON STATE	G	AB	R	H	2B	3B	HR	RBI	SB	AVG
1979	35	78	17	26	3	1	2	18	5	.333
1980	47	162	35	51	3	4	3	20	12	.315
1981	53	198	39	51	11	6	5	37	6	.258
CAREER	135	438	91	128	17	11	10	75	23	.292

MINORS	Team	Level	Parent Club	G	AB	R	H	2B	3B	HR	RBI	SB	AVG
1981	Reno	A	San Diego	37	134	29	36	1	2	3	22	2	.269
1982	Salem	A	San Diego	59	204	16	40	2	3	4	19	2	.196
	Reno	A	San Diego	56	185	23	48	7	5	2	20	6	.259
	TOTAL			115	389	39	88	9	5	6	39	8	.226
1983	Miami	A	San Diego	65	220	26	59	11	4	0	23	5	.268
	Reno	A	San Diego	61	237	48	73	16	2	6	30	8	.308
	TOTAL			126	457	74	132	27	6	6	53	13	.289
1984	Reno	A	San Diego	9	35	8	15	2	1	0	4	3	.429
	Midland	AA	Chicago-N	109	364	49	105	16	5	4	29	12	.288
	TOTAL			118	399	57	120	18	6	4	33	15	.301
1985	Iowa	AAA	Chicago-N	89	258	31	58	8	4	5	25	12	.225
1986	Pittsfield	AA	Chicago-N	114	410	87	126	26	14	7	56	32	.307
	Iowa	AAA	Chicago-N	7	5	1	1	0	0	1	1	0	.200
	TOTAL			121	415	88	127	26	14	8	57	32	.306
1987	Iowa	AAA	Chicago-N	47	167	30	45	5	3	7	25	13	.269
1988	Iowa	AAA	Chicago-N	-	-	-	-	-	-	-	-	-	-
	Indianapolis	AAA	Montreal	-	-	-	-	-	-	-	-	-	-
	TOTAL			106	340	42	80	11	4	4	24	10	.235
1989	Calgary	AAA	Seattle	134	510	95	142	28	10	3	42	22	.278
1990	Nashville	AAA	Cincinnati	100	293	46	64	10	2	2	18	18	.218
1991	Phoenix	AAA	San Francisco	16	21	3	3	0	0	0	2	1	.143
11 YEARS	CAREER			1009	3383	534	895	143	59	48	340	146	.265

MLB	Team	G	AB	R	H	2B	3B	HR	RBI	SB	AVG
1987	Chicago-N	70	180	17	41	9	2	3	14	5	.228
1990	Cincinnati	1	1	0	1	0	0	0	0	0	1.000
2 YEARS	CAREER	71	181	17	42	9	2	3	14	5	.232



DARIN NOLAN

WASHINGTON STATE	G/GS	IP	H	BB	SO	W-L	SV	ERA
1988	12/1	33 2/3	35	10	12	5-2	0	4.81
1989	19/0	44 1/3	51	25	19	1-0	0	4.88
1990	17/6	60 2/3	70	24	28	7-1	0	4.60
1991	17/8	60 1/3	74	28	29	5-4	0	5.52
CAREER	65/15	199	230	87	88	18-7	0	4.97

MINORS	Team	Level	Parent Club	G/GS	IP	H	BB	SO	W-L	SV	ERA
1991	St. Catharines	SS A	Toronto	25/0	37 1/3	48	8	19	0-6	8	6.99
1992	Myrtle Beach	A	Toronto	8/0	9	16	6	5	0-3	1	5.00
2 YEARS	CAREER			33/0	46 1/3	64	14	24	0-9	9	6.60



GUY NORMAND

WASHINGTON STATE	G/GS	IP	H	BB	SO	W-L	SV	ERA
1983	14/11	81	57	48	64	7-1	0	2.11
1984	15/11	68	61	45	66	5-2	0	3.84
1985	16/5	49 2/3	37	33	43	2-2	0	3.65
1986	16/13	79 1/3	86	36	48	7-3	1	4.42
CAREER	61/40	278	241	162	221	21-8	1	3.46

MINORS	Team	Level	Parent Club	G/GS	IP	H	BB	SO	W-L	SV	ERA
1986	Auburn	SS A	Houston	20/8	54 2/3	53	28	49	4-2	1	4.28
1987	Asheville	A	Houston	31/25	157 2/3	154	71	103	16-5	0	3.48
1988	Osceola	A	Houston	29/23	155 1/3	140	66	95	11-5	0	3.36
1989	Osceola	A	Houston	31/12	104 1/3	109	46	59	4-4	1	3.80

1990	Columbus	AA	Houston	3/0	3 1/3	3	3	4	0-0	0	2.70
	Tucson	AAA	Houston	4/0	4 2/3	3	5	1	2-0	0	7.71
	TOTAL			7/0	8	6	8	5	2-0	0	5.62
1991	Burlington	A	Atlanta	9/7	46 2/3	54	20	38	0-5	0	4.63
6 YEARS	CAREER			127/75	526 2/3	516	239	349	37-21	2	3.73



MATT O'BRIEN

WASHINGTON STATE	G/GS	IP	H	BB	SO	W-L	SV	ERA
1999	26/0	31 1/3	38	18	23	6-5	0	6.61
2000	23/7	93 2/3	115	18	63	10-5	3	3.94
CAREER	49/7	125	153	36	86	16-10	3	4.61

MINORS	Team	Level	Parent Club	G/GS	IP	H	BB	SO	W-L	SV	ERA
2000	Vancouver	SS A	Oakland	13/8	49 1/3	46	19	38	3-3	0	2.55
	Modesto	Adv. A	Oakland	4/3	18	10	7	24	2-0	0	1.50
	TOTAL			17/11	67 1/3	56	26	62	5-3	0	2.27
2001	Visalia	Adv. A	Oakland	27/24	145 2/3	161	39	148	9-9	0	4.70
2002	Modesto	Adv. A	Oakland	3/3	15	16	3	15	1-2	0	1.80
	Midland	AA	Oakland	54/0	63 1/3	47	20	49	1-3	2	2.98
	TOTAL			57/3	78 1/3	63	23	64	2-5	2	2.76
2003	Sacramento	AAA	Oakland	10/0	9 1/3	10	6	2	1-0	0	4.82
	Midland	AA	Oakland	36/0	53	56	23	55	6-1	0	4.92
	TOTAL			46/0	62 1/3	66	29	57	7-1	0	4.91
2004	Sacramento	AAA	Oakland	4/0	7	13	4	3	0-1	0	7.71
5 YEARS	CAREER			151/38	360 2/3	359	121	334	23-19	2	3.92



JOHN E. OLERUD

WASHINGTON STATE	G	AB	R	H	2B	3B	HR	RBI	SB	AVG
1963	-	97	12	28	4	3	1	17	0	.289
1964	-	113	15	34	4	2	4	18	1	.301
1965	-	143	28	48	8	4	7	35	5	.336
CAREER	-	353	55	110	16	9	12	70	6	.312

MINORS	Team	Level	Parent Club	G	AB	R	H	2B	3B	HR	RBI	SB	AVG
1965	El Paso	AA	California	59	210	25	59	11	1	1	24	0	.281
	Seattle	AAA	California	3	3	0	0	0	0	0	0	0	.000
	TOTAL			62	213	25	59	11	1	1	24	0	.277
1966	San Jose	A	California	15	56	-	17	5	1	0	-	-	.304
	California	AAA	California	20	49	7	8	5	0	0	2	1	.163
	TOTAL			35	105	-	25	10	1	0	-	-	.238
1967	San Jose	A	California	123	454	57	130	13	3	2	42	4	.286
1968	El Paso	AA	California	54	156	21	44	9	2	4	17	0	.282
	Seattle	AAA	California	40	114	11	24	4	0	0	9	0	.211
	TOTAL			94	270	32	68	13	2	4	26	0	.252
1969	El Paso	AA	California	64	198	18	51	10	2	2	17	1	.258
1970	Tulsa	AAA	St. Louis	103	311	34	80	9	2	0	32	2	.257
1971	Winnipeg	AAA	Montreal	40	95	11	24	5	1	3	17	0	.253
7 YEARS	CAREER			521	1646	-	437	71	12	12	-	-	.265



JOHN G. OLERUD

WASHINGTON STATE	G	AB	R	H	2B	3B	HR	RBI	SB	AVG
1987	38	58	12	24	5	0	5	20	0	.414
1988	66	233	83	108	21	3	23	81	1	.464
1989	27	78	19	28	11	1	5	30	0	.359
CAREER	131	369	114	160	37	4	33	131	1	.434

MINORS	Team	Level	Parent Club	G	AB	R	H	2B	3B	HR	RBI	SB	AVG
2005	Pawtucket	AAA	Boston	3	10	2	3	0	0	1	2	0	.300
1 YEAR	CAREER			3	10	2	3	0	0	1	2	0	.300

MLB	Team	G	AB	R	H	2B	3B	HR	RBI	SB	AVG
1989	Toronto	6	8	2	3	0	0	0	0	0	.375

1990	Toronto	111	358	43	95	15	1	14	48	0	.265
1991	Toronto	139	454	64	116	30	1	17	68	0	.256
1992	Toronto	138	458	68	130	28	0	16	66	1	.284
1993	Toronto	158	551	109	200	54	2	24	107	0	.363
1994	Toronto	108	384	47	114	29	2	12	67	1	.297
1995	Toronto	135	492	72	143	32	0	8	54	0	.291
1996	Toronto	125	398	59	109	25	0	18	61	1	.274
1997	New York-N	154	524	90	154	34	1	22	102	0	.294
1998	New York-N	160	557	91	197	36	4	22	93	2	.354
1999	New York-N	162	581	107	173	39	0	19	96	3	.298
2000	Seattle	159	565	84	161	45	0	14	103	0	.285
2001	Seattle	159	572	91	173	32	1	21	95	3	.302
2002	Seattle	154	553	85	166	39	0	22	102	0	.300
2003	Seattle	152	539	64	145	35	0	10	83	0	.269
2004	Seattle	78	261	29	64	13	1	5	22	0	.245
	New York-A	49	164	16	46	7	0	4	26	0	.280
	TOTAL	127	425	45	110	20	1	9	48	0	.259
2005	Boston	87	173	18	50	7	0	7	37	0	.289
17 YEARS	CAREER	2234	7592	1139	2239	500	13	255	1230	11	.295



LAWRENCE ORTEIG

WASHINGTON STATE	G	AB	R	H	2B	3B	HR	RBI	SB	AVG
1947	16	64	12	18	-	-	-	-	-	.281
CAREER	16	64	12	18	-	-	-	-	-	.281

NOTE: Washington State stats are conference only.

MINORS	Team	Level	Parent Club	G	AB	R	H	2B	3B	HR	RBI	SB	AVG
1948	Yakima	B	None	149	528	-	143	32	8	2	-	-	.271
1949	Salem	B	None	65	252	-	79	16	1	3	-	-	.313
2 YEARS	CAREER			214	780	-	222	48	9	5	-	-	.285



WAIDE PARRISH

WASHINGTON STATE	G/GS	IP	H	BB	SO	W-L	SV	ERA
1997	15/8	61	97	30	41	1-7	0	9.00
1998	13/12	84	96	36	56	8-3	0	4.93
1999	13/11	62 1/3	77	24	49	4-5	0	6.06
CAREER	41/31	207 1/3	270	90	146	13-15	0	6.47

MINORS	Team	Level	Parent Club	G/GS	IP	H	BB	SO	W-L	SV	ERA	
1999	Yakima	SS A	Los Angeles	17/8	60	57	24	48	4-3	2	4.05	
2000	San Bernardino	Adv. A	Los Angeles	29/0	51	39	32	56	2-3	2	3.18	
2001	Vero Beach	Adv. A	Los Angeles	23/0	39	34	7	42	4-1	6	1.85	
	Jacksonville	AA	Los Angeles	4/0	7	7	5	5	1-1	0	5.14	
	Birmingham	AA	Chicago-A	16/1	26	19	5	15	4-0	0	1.38	
	TOTAL			43/1	72	70	20	62	9-2	6	2.00	
2002	Birmingham	AA	Chicago-A	13/13	72	75	31	43	4-4	0	3.38	
	Charlotte	AAA	Chicago-A	15/14	88	2/3	105	26	28	5-5	0	4.67
	TOTAL			28/27	160	2/3	180	57	71	9-9	0	4.09
2003	Tulsa	AA	Colorado	24/10	73	1/3	91	37	33	4-6	0	5.52
5 YEARS	CAREER			141/46	417	427	167	270	28-23	10	3.86	



DAVE PATE

WASHINGTON STATE	G	AB	R	H	2B	3B	HR	RBI	SB	AVG
1962	-	102	20	26	2	1	2	25	6	.255
1963	-	96	15	32	5	0	5	24	1	.333
1965	-	120	28	45	10	3	5	37	4	.375
CAREER	-	318	63	103	17	4	12	86	11	.324


MINORS	Team	Level	Parent Club	G	AB	R	H	2B	3B	HR	RBI	SB	AVG
1964	Colts	Rookie	Houston	25	68	-	17	1	0	0	-	-	.250
1 YEAR	CAREER			25	68	-	17	1	0	0	-	-	.250



MARK PEDERSEN

WASHINGTON STATE	G/GS	IP	H	BB	SO	W-L	SV	ERA
1980	12/6	30	33	20	16	3-1	2	6.00
CAREER	12/6	30	33	20	16	3-1	2	6.00

MINORS	Team	Level	Parent Club	G/GS	IP	H	BB	SO	W-L	SV	ERA
1980	Bellingham	SS A	Seattle	20/1	30	27	22	18	2-2	6	3.00
1981	Wausau	A	Seattle	34/2	54	58	36	25	2-4	5	6.50
1982	Bakersfield	A	Seattle	49/1	78 1/3	97	36	66	4-6	5	5.51
1983	Bakersfield	A	Seattle	40/12	141 1/3	136	51	85	9-9	0	2.87
1984	Salinas	A	Seattle	23/5	57 1/3	71	23	38	2-6	2	4.55
	Chattanooga	AA	Seattle	18/2	47	47	15	13	2-1	0	3.26
	TOTAL			41/7	104 1/3	118	38	51	4-7	2	3.97
5 YEARS	CAREER			184/23	408	436	183	245	21-28	18	4.15



MANNY PEREZ

WASHINGTON STATE	G	AB	R	H	2B	3B	HR	RBI	SB	AVG
1969	39	141	20	37	5	1	0	17	13	.262
1970	39	138	32	50	5	2	2	22	5	.362
1971	43	129	23	39	4	2	0	17	10	.302
CAREER	121	408	75	126	14	5	2	56	28	.309

MINORS	Team	Level	Parent Club	G	AB	R	H	2B	3B	HR	RBI	SB	AVG
1972	Fresno	A	San Francisco	92	338	47	85	7	0	2	27	2	.251
	Amarillo	AA	San Francisco	13	45	-	10	1	0	0	-	-	.222
	TOTAL			105	383	-	95	8	0	2	-	-	.248
1973	Amarillo	AA	San Francisco	109	424	51	112	14	0	0	25	5	.264
1974	Amarillo	AA	San Francisco	95	314	-	82	14	0	4	-	-	.261
3 YEARS	CAREER			309	1121	-	289	36	0	6	-	-	.258



RICK POZNANSKI

WASHINGTON STATE	G	AB	R	H	2B	3B	HR	RBI	SB	AVG
1981	18	24	4	9	1	0	0	5	0	.375
1982	44	139	21	27	6	0	4	23	4	.194
1983	40	91	10	24	5	0	1	15	2	.264
1984	51	120	24	28	6	2	1	12	4	.233
CAREER	153	374	59	88	18	2	6	55	10	.235

MINORS	Team	Level	Parent Club	G	AB	R	H	2B	3B	HR	RBI	SB	AVG
1984	Tri-Cities	SS A	Texas	43	146	25	38	6	0	3	26	4	.260
1985	Daytona Beach	A	Co-Op	102	308	34	71	9	4	1	25	3	.231
2 YEARS	CAREER			145	454	59	109	15	4	4	51	7	.240

Cougars in the Pros



STEVE QUEALEY

WASHINGTON STATE	G/GS	IP	H	BB	SO	W-L	SV	ERA
1978	18/11	96 1/3	100	33	44	10-3	1	3.55
1979	15/11	82 2/3	71	36	56	7-1	2	2.72
CAREER	33/22	179	171	69	100	17-4	3	3.17

MINORS	Team	Level	Parent Club	G/GS	IP	H	BB	SO	W-L	SV	ERA
1979	Astros	Rookie	Houston	1/1	5	1	1	7	0-0	0	0.00
	Daytona	A	Houston	16/0	22	12	9	26	1-1	4	0.82
	Columbus	AA	Houston	2/1	8	6	4	7	1-0	0	2.25
	TOTAL			19/2	35	19	14	40	2-1	4	1.03
1980	Daytona	A	Houston	21/0	31	19	13	36	4-1	6	0.87
	Columbus	AA	Houston	32/0	61	50	25	56	6-4	7	2.80
	TOTAL			53/0	92	69	38	92	10-5	13	2.15
1981	Columbus	AA	Houston	-	-	-	-	-	-	-	-
	Daytona	AA	Detroit	-	-	-	-	-	-	-	-
	TOTAL			47/0	99	86	35	85	8-3	13	2.27
1982	Birmingham	AA	Detroit	4/0	9 2/3	10	7	9	0-1	0	3.72
4 YEARS	CAREER			123/2	235 2/3	184	94	226	20-10	30	2.10



ROBERT RAMSAY

WASHINGTON STATE	G/GS	IP	H	BB	SO	W-L	SV	ERA
1993	14/13	66	75	44	46	4-4	0	5.45
1994	16/14	78 1/3	76	50	69	6-4	0	5.97
1995	14/14	87 2/3	83	49	64	6-2	0	4.83
1996	14/14	94	78	60	94	2-7	0	3.93
CAREER	58/55	326	312	203	273	18-17	0	4.97

MINORS	Team	Level	Parent Club	G/GS	IP	H	BB	SO	W-L	SV	ERA
1996	Red Sox	Rookie	Boston	2/0	3 2/3	5	3	5	0-1	0	4.91
	Sarasota	Adv. A	Boston	12/7	34	42	27	32	2-2	0	6.09
	TOTAL			14/7	37 2/3	47	30	37	2-3	0	5.97
1997	Sarasota	Adv. A	Boston	23/22	135 2/3	134	63	115	9-9	0	4.78
1998	Trenton	AA	Boston	27/27	162 2/3	137	50	166	12-6	0	3.49
1999	Pawtucket	AAA	Boston	20/20	114 1/3	114	36	79	6-6	0	5.35
	Tacoma	AAA	Seattle	5/5	33 1/3	20	14	37	4-1	0	1.08
	TOTAL			25/25	147 2/3	134	50	116	10-7	0	4.39
2000	Everett	SS A	Seattle	1/1	2	2	0	4	0-0	0	0.00
	Tacoma	AAA	Seattle	3/3	16	16	6	6	0-1	0	4.50
	TOTAL			4/4	18	18	6	10	0-1	0	4.00
2001	Tacoma	AAA	Seattle	26/26	149 1/3	160	60	113	10-11	0	4.82
2003	Lake Elsinore	Adv. A	San Diego	27/4	68	77	19	44	3-1	0	3.57
	Portland	AAA	San Diego	2/0	3	5	0	1	0-0	0	12.00
	TOTAL			29/4	71	82	19	45	3-1	0	3.93
7 YEARS	CAREER			148/115	722	712	278	602	46-38	0	4.38

MLB	Team	G/GS	IP	H	BB	SO	W-L	SV	ERA
1999	Seattle	6/3	18 1/3	23	9	11	0-2	0	6.38
2000	Seattle	37/1	50 1/3	43	40	32	1-1	0	3.40
CAREER		43/4	68 2/3	66	49	43	1-3	0	4.19



DUSTIN REALINI

WASHINGTON STATE	G	AB	R	H	2B	3B	HR	RBI	SB	AVG
2003	32	65	4	12	3	0	0	6	0	.185
CAREER	32	65	4	12	3	0	0	6	0	.185

MINORS	Team	Level	Parent Club	G	AB	R	H	2B	3B	HR	RBI	SB	AVG
2006	Mahoning Vall.	SS A	Cleveland	63	222	26	53	13	1	5	37	1	.239
2007	Mahoning Vall.	SS A	Cleveland	24	81	9	18	3	1	1	7	0	.222
	Lake County	A	Cleveland	15	44	1	9	1	0	0	6	1	.205
	Kinston	Adv. A	Cleveland	8	27	8	11	4	0	0	3	0	.407
	TOTAL			47	152	18	38	8	1	1	16	1	.250

2008	Lake County	A	Cleveland	70	235	32	68	14	0	4	41	3	.289
	Mahoning Vall.	SS A	Cleveland	4	13	2	3	0	0	0	1	0	.231
	TOTAL			74	248	34	71	14	0	4	42	3	.286
3 YEARS	CAREER			184	622	78	162	35	2	10	95	5	.260



BRANDON REDDINGER

WASHINGTON STATE	G	AB	R	H	2B	3B	HR	RBI	SB	AVG
2001	22	32	7	11	1	0	0	2	0	.344
2002	36	61	6	13	2	0	0	5	1	.213
2003	33	48	6	10	1	0	1	6	0	.208
2004	48	151	29	39	5	2	2	24	3	.258
CAREER	139	292	48	73	9	2	3	37	4	.250

MINORS	Team	Level	Parent Club	G	AB	R	H	2B	3B	HR	RBI	SB	AVG
2004	Williamsport	SS A	Pittsburgh	30	86	4	12	1	0	0	7	0	.140
2005	Williamsport	SS A	Pittsburgh	30	92	18	15	1	0	0	5	1	.163
2006	Hickory	A	Pittsburgh	11	35	2	5	0	0	0	1	0	.143
3 YEARS	CAREER			71	213	24	32	2	0	0	13	1	.150



DANE RENKERT

WASHINGTON STATE	G/GS	IP	H	BB	SO	W-L	SV	ERA
2004	18/1	30 1/3	30	8	25	1-0	2	5.64
2005	30/1	57	66	19	41	1-3	5	4.89
CAREER	48/2	87 1/3	96	27	66	2-3	7	5.15

MINORS	Team	Level	Parent Club	G/GS	IP	H	BB	SO	W-L	SV	ERA
2005	Helena	Rookie	Milwaukee	15/0	26 2/3	22	12	34	2-1	2	2.70
	West Virginia	A	Milwaukee	8/0	14 1/3	3	7	14	2-0	0	0.00
	TOTAL			23/0	41	25	19	48	4-1	2	1.76
2006	West Virginia	A	Milwaukee	48/0	76 2/3	74	23	62	5-8	6	3.40
2007	Fargo-Moorhead	Ind.	None	19/19	121	108	47	92	13-1	0	3.94
2008	Fargo-Moorhead	Ind.	None	10/10	58 2/3	66	30	44	4-4	0	4.91
	Calgary	Ind.	None	3/3	13	23	2	4	0-2	0	10.38
	TOTAL			13/13	71 2/3	89	32	48	4-6	0	5.90
4 YEARS	CAREER			103/32	310 1/3	296	121	250	26-16	8	3.97



WILLIAM RICH

WASHINGTON STATE	G	AB	R	H	2B	3B	HR	RBI	SB	AVG
1955	20	59	14	13	1	0	0	5	2	.220
1956	26	90	28	38	6	2	2	32	6	.422
CAREER	46	149	42	51	7	2	2	37	8	.342

MINORS	Team	Level	Parent Club	G	AB	R	H	2B	3B	HR	RBI	SB	AVG
1956	Yakima	B	None	3	6	-	1	-	-	-	-	-	.167
1 YEAR	CAREER			3	6	-	1	-	-	-	-	-	.167



GRANT RICHARDSON

WASHINGTON STATE	G	AB	R	H	2B	3B	HR	RBI	SB	AVG
2002	25	49	8	12	2	1	2	6	1	.245
2003	53	195	35	62	7	1	13	50	2	.318
2004	55	206	33	64	9	0	13	68	2	.311
CAREER	133	450	76	138	18	2	28	124	5	.307

MINORS	Team	Level	Parent Club	G	AB	R	H	2B	3B	HR	RBI	SB	AVG
2004	Helena	Rookie	Milwaukee	44	166	35	61	16	1	5	42	2	.367
	Beloit	A	Milwaukee	28	94	17	21	3	0	6	17	1	.223
	TOTAL			72	260	52	82	19	1	11	59	3	.315
2005	West Virginia	A	Milwaukee	112	411	54	117	34	0	12	55	7	.285
2007	Coastal Bend	Ind.	None	92	322	52	97	23	3	8	55	3	.301
2008	Sioux Falls	Ind.	None	96	354	88	114	25	1	16	71	4	.322
4 YEARS	CAREER			372	1347	246	410	101	5	47	240	17	.304



REGGIE RIVARD

WASHINGTON STATE	G/GS	IP	H	BB	SO	W-L	SV	ERA
1998	19/0	33 1/3	45	25	33	0-2	4	7.02
1999	26/7	54 1/3	76	31	33	2-3	5	6.96
2000	18/10	43	66	29	24	0-5	0	10.05
CAREER	63/17	130 2/3	187	85	90	2-10	9	7.99

MINORS	Team	Level	Parent Club	G/GS	IP	H	BB	SO	W-L	SV	ERA
2000	Rangers	Rookie	Texas	15/11	55	58	29	34	3-2	0	5.73
2001	Savannah	A	Texas	44/1	77 1/3	84	21	52	5-4	1	3.26
2002	Charlotte	Adv. A	Texas	15/9	54	38	14	36	3-0	1	2.17
2003	Frisco	AA	Texas	31/0	53 2/3	76	22	40	0-1	1	4.86
	Oklahoma	AAA	Texas	4/0	6 1/3	8	6	7	0-1	0	7.11
	TOTAL			35/0	60	84	28	47	0-2	1	5.10
2004	Huntsville	AA	Milwaukee	22/1	34 1/3	50	9	21	3-1	0	6.55
	Indianapolis	AAA	Milwaukee	1/0	2	2	1	0	1-0	0	9.00
	High Desert	Adv. A	Milwaukee	17/0	19 1/3	17	8	12	1-3	3	2.33
	TOTAL			40/1	55 2/3	69	18	33	5-4	3	5.17
2005	Edmonton	Ind.	None	18/17	110	134	32	47	7-5	0	5.56
2006	Edmonton	Ind.	None	13/13	63 2/3	66	9	31	5-5	0	3.96
2007	Edmonton	Ind.	None	24/7	51	89	22	40	1-7	0	8.29
2008	Calgary	Ind.	None	24/4	41	70	17	35	4-1	0	6.15
9 YEARS	CAREER			228/63	567 2/3	692	190	355	33-30	6	4.96



WARD ROCKY

WASHINGTON STATE	G/GS	IP	H	BB	SO	W-L	SV	ERA
1947	12/7	50	-	-	-	4-2	0	-
1948	12/9	66	-	-	-	6-3	1	-
1949	11/11	65 2/3	-	-	-	9-0	0	-
CAREER	35/27	181 2/3	-	-	-	19-5	1	-

MINORS	Team	Level	Parent Club	G/GS	IP	H	BB	SO	W-L	SV	ERA
1950	Spokane	B	None	26/-	178	211	95	-	12-11	-	4.20
1951	Spokane	B	None	16/-	112	127	61	-	8-5	-	4.66
2 YEARS	CAREER			42/-	290	338	156	-	20-16	-	4.38



DUANE ROSSMAN

WASHINGTON STATE	G	AB	R	H	2B	3B	HR	RBI	SB	AVG
1963	-	74	12	21	0	0	2	13	4	.284
1964	-	121	26	38	4	0	4	22	8	.314
1965	-	98	17	23	2	0	2	8	2	.235
CAREER	-	293	55	82	6	0	8	43	14	.280

MINORS	Team	Level	Parent Club	G	AB	R	H	2B	3B	HR	RBI	SB	AVG
1965	Treasure Valley	Rookie	Chicago-N	51	174	-	42	5	3	8	-	-	.241
1966	Treasure Valley	Rookie	Chicago-N	14	48	-	12	1	0	0	-	-	.250
	Lodi	A	Chicago-N	46	158	-	32	3	1	4	-	-	.203
	Dallas-Fort Worth	AA	Chicago-N	17	42	5	7	3	0	1	2	0	.167
	TOTAL			77	248	-	51	7	1	5	-	-	.206
1967	Lodi	A	Chicago-N	6	6	0	1	0	0	0	0	0	.167
3 YEARS	CAREER			134	428	-	94	12	4	13	-	-	.220



ROB RYAN

WASHINGTON STATE	G	AB	R	H	2B	3B	HR	RBI	SB	AVG
1993	44	106	16	29	4	2	0	19	0	.274
1994	53	125	25	32	3	0	0	13	8	.256
1995	58	231	44	76	10	4	2	35	14	.329
1996	59	230	45	69	9	2	3	19	19	.300
CAREER	214	692	130	206	26	8	5	86	41	.298

MINORS	Team	Level	Parent Club	G	AB	R	H	2B	3B	HR	RBI	SB	AVG
1996	Lethbridge	Rookie	Arizona	59	211	55	64	8	1	4	37	23	.303
1997	South Bend	A	Arizona	121	421	71	132	35	5	8	73	12	.314
1998	Tucson	AAA	Arizona	116	394	71	125	18	2	17	66	9	.317
1999	Tucson	AAA	Arizona	117	414	72	120	30	5	19	88	4	.290
2000	Tucson	AAA	Arizona	92	332	56	102	19	1	8	55	1	.307
2001	Tucson	AAA	Arizona	63	216	45	71	17	5	12	50	1	.329
	Sacramento	AAA	Oakland	62	218	35	49	8	3	7	32	1	.225
	TOTAL			125	434	80	120	25	8	19	82	2	.276
2002	Sacramento	AAA	Oakland	61	209	34	52	14	1	7	27	0	.249
	Pawtucket	AAA	Boston	63	233	44	62	16	3	10	31	4	.266
	TOTAL			124	442	78	114	30	4	17	58	4	.258
2003	Syracuse	AAA	Toronto	50	181	30	45	17	0	6	20	3	.249
	Fresno	AAA	San Francisco	49	108	15	26	5	2	1	14	0	.241
	TOTAL			99	289	45	71	22	2	7	34	3	.376
2004	New Orleans	AAA	Houston	55	138	12	36	6	0	3	12	1	.261
	Carolina	AA	Florida	30	92	10	20	7	1	2	10	1	.217
	Albuquerque	AAA	Florida	17	60	7	9	1	2	0	3	1	.150
	TOTAL			102	290	29	65	14	3	5	25	3	.224
9 YEARS	CAREER			955	3227	557	913	201	31	104	518	61	.283

MLB	Team	G	AB	R	H	2B	3B	HR	RBI	SB	AVG
1999	Arizona	20	29	4	7	1	0	2	5	0	.241
2000	Arizona	27	27	4	8	1	1	0	2	0	.296
2001	Arizona	1	1	0	0	0	0	0	0	0	.000
	Oakland	7	7	0	0	0	0	0	0	0	.000
	TOTAL	8	8	0	0	0	0	0	0	0	.000
3 YEARS	CAREER	55	64	0	15	2	1	2	7	0	.234



BRIAN SAJONIA

WASHINGTON STATE	G/GS	IP	H	BB	SO	W-L	SV	ERA
1985	17/14	76 2/3	78	34	33	6-2	0	4.11
1986	11/10	51 2/3	64	23	32	3-3	0	3.82
1987	18/15	88 2/3	112	33	37	6-3	0	4.75
1988	20/16	103 1/3	109	32	56	9-3	2	3.92
CAREER	66/55	320 1/3	363	122	158	24-11	2	4.19

MINORS	Team	Level	Parent Club	G/GS	IP	H	BB	SO	W-L	SV	ERA
1988	Jamestown	SS A	Montreal	13/4	28 2/3	30	12	16	0-1	0	4.71
1 YEAR	CAREER			13/4	28 2/3	30	12	16	0-1	0	4.71



PHIL SARBOE

WASHINGTON STATE	G	AB	R	H	2B	3B	HR	RBI	SB	AVG
1932	-	-	-	-	-	-	2	-	-	-
1933	-	59	-	13	-	-	-	-	-	.220
1934	-	45	-	13	2	2	0	-	-	.289
CAREER	-	-	-	-	-	-	-	-	-	-

MINORS	Team	Level	Parent Club	G	AB	R	H	2B	3B	HR	RBI	SB	AVG
1939	Lewiston	C	None	25	71	-	17	3	1	1	-	-	.239
1 YEAR	CAREER			25	71	-	17	3	1	1	-	-	.239

Cougars in the Pros



BARRY SBRAGIA

WASHINGTON STATE	G/GS	IP	H	BB	SO	W-L	SV	ERA
1972	15/12	96	79	32	88	7-3	1	1.88
CAREER	15/12	96	79	32	88	7-3	1	1.88

MINORS	Team	Level	Parent Club	G/GS	IP	H	BB	SO	W-L	SV	ERA
1972	Williamsport	SS A	Boston	3/3	15	22	7	-	0-3	0	4.20
	Winter Haven	A	Boston	10/0	27	17	9	-	2-2	-	0.33
	TOTAL			13/3	42	39	16	-	2-5	-	1.71
1973	Winston-Salem	A	Boston	47/3	87	75	35	-	9-2	-	2.69
	Pawtucket	AAA	Boston	1/0	4	3	1	1	1-0	0	4.50
	TOTAL			48/3	91	78	36	-	10-2	-	2.77
1974	Pawtucket	AAA	Boston	50/1	78	99	36	58	2-4	0	4.85
1975	Bristol	AA	Boston	10/1	20	15	12	-	1-0	-	3.15
4 YEARS	CAREER			121/8	231	231	100	-	15-11	-	3.31



JEFF SCHERER

WASHINGTON STATE	G	AB	R	H	2B	3B	HR	RBI	SB	AVG
1998	35	98	19	27	3	1	7	23	0	.276
1999	49	171	27	53	14	0	9	30	0	.310
CAREER	84	269	46	80	17	1	16	53	0	.297


MINORS	Team	Level	Parent Club	G	AB	R	H	2B	3B	HR	RBI	SB	AVG
1999	Tri-City	Ind.	None	10	24	-	7	2	0	0	-	-	.292
1 YEAR	CAREER			10	24	-	7	2	0	0	-	-	.292



GREG SCHUBERT

WASHINGTON STATE	G	AB	R	H	2B	3B	HR	RBI	SB	AVG
1967	-	81	14	21	4	1	2	8	2	.259
1968	37	125	34	45	9	4	2	20	4	.360
CAREER	-	206	48	66	13	5	4	28	6	.320

MINORS	Team	Level	Parent Club	G	AB	R	H	2B	3B	HR	RBI	SB	AVG
1968	A's	Rookie	Oakland	5	9	-	4	2	0	0	-	-	.444
	Leesburg	A	Oakland	57	184	-	38	7	2	1	-	-	.207
	TOTAL			62	193	-	42	9	2	1	-	-	.218
1969	Burlington	A	Oakland	15	49	-	15	5	0	0	-	-	.306
1970	Birmingham	AA	Oakland	74	227	-	60	9	1	5	-	-	.264
	Iowa	AAA	Oakland	19	54	6	14	3	0	1	4	1	.259
	TOTAL			93	281	-	74	12	1	6	-	-	.263
1971	Iowa	AAA	Oakland	98	319	55	87	18	2	16	52	5	.273
1972	Iowa	AAA	Oakland	79	234	-	54	10	1	4	-	-	.231
1973	Birmingham	AA	Oakland	69	208	-	52	9	1	5	-	-	.250
	Alexandria	AA	San Diego	40	127	16	27	6	0	0	10	0	.213
	TOTAL			109	335	-	79	15	1	5	-	-	.236
6 YEARS	CAREER			456	1411	-	371	69	7	32	-	-	.263



DALE SCILLEY

WASHINGTON STATE	G	AB	R	H	2B	3B	HR	RBI	SB	AVG
1965	-	111	20	24	4	1	1	10	5	.216
1966	-	105	24	23	4	0	1	12	6	.219
1967	-	95	14	30	0	2	0	18	3	.316
CAREER	-	311	58	77	8	3	2	40	14	.248

MINORS	Team	Level	Parent Club	G	AB	R	H	2B	3B	HR	RBI	SB	AVG
1967	Lakeland	A	Detroit	79	289	27	64	3	0	1	20	0	.221
1 YEAR	CAREER			79	289	27	64	3	0	1	20	0	.221



KEVIN SCOTT

WASHINGTON STATE	G	AB	R	H	2B	3B	HR	RBI	SB	AVG
1988	34	113	19	33	2	1	2	9	4	.292
1989	36	62	14	19	0	2	1	9	3	.306
CAREER	70	175	33	52	2	3	3	18	7	.297

MINORS	Team	Level	Parent Club	G	AB	R	H	2B	3B	HR	RBI	SB	AVG
1989	Auburn	SS A	Houston	60	204	24	50	10	2	1	24	13	.245
1990	Asheville	A	Houston	129	460	-	126	29	2	5	-	-	.274
1991	Osceola	Adv. A	Houston	104	341	31	73	8	0	0	27	12	.214
1992	Osceola	Adv. A	Houston	63	186	27	45	6	2	1	6	7	.242
1993	Osceola	Adv. A	Houston	30	75	11	19	5	1	0	9	2	.253
	Jacksonville	AA	Houston	50	109	11	31	4	0	1	13	2	.284
	TOTAL			80	184	22	50	9	1	1	22	4	.272
5 YEARS	CAREER			436	1375	-	344	62	7	8	-	-	.250



JOHN SEEFRIED

WASHINGTON STATE	G	AB	R	H	2B	3B	HR	RBI	SB	AVG
1976	24	32	8	11	4	0	0	8	0	.344
1977	42	96	20	30	7	3	2	18	3	.313
1978	56	149	27	44	10	0	3	31	0	.295
1979	36	87	13	25	9	1	2	21	0	.287
CAREER	154	364	68	110	30	4	7	78	3	.302

MINORS	Team	Level	Parent Club	G	AB	R	H	2B	3B	HR	RBI	SB	AVG
1979	Salem	SS A	None	66	215	52	64	9	8	4	40	2	.298
1980	Salem	SS A	None	67	243	49	73	16	2	5	46	2	.300
2 YEARS	CAREER			133	458	101	137	25	10	9	86	4	.299



TOM SEIDEL

WASHINGTON STATE	G	AB	R	H	2B	3B	HR	RBI	SB	AVG
1962	-	86	17	22	5	2	0	16	6	.256
1963	-	83	30	31	7	2	5	18	2	.373
CAREER	-	169	47	53	12	4	5	34	8	.314

MINORS	Team	Level	Parent Club	G	AB	R	H	2B	3B	HR	RBI	SB	AVG
1963	Billings	A	St. Louis	72	90	-	25	7	0	1	-	-	.278
	Winnipeg	A	St. Louis	46	99	-	16	1	2	2	-	-	.162
	TOTAL			118	189	-	41	8	2	3	-	-	.217
1964	Winnipeg	A	St. Louis	49	169	-	40	12	5	2	-	-	.237
	Dubuque	A	Cleveland	6	15	2	1	1	0	0	1	0	.067
	TOTAL			55	184	-	41	13	5	2	-	-	.223
1965	Dubuque	A	Cleveland	38	102	-	24	2	1	5	-	-	.235
3 YEARS	CAREER			211	475	-	106	23	8	10	-	-	.223



AARON SELE

WASHINGTON STATE	G/GS	IP	H	BB	SO	W-L	SV	ERA
1989	18/8	63 2/3	75	24	43	6-5	3	4.66
1990	17/16	121 2/3	102	41	121	12-3	0	2.22

1991	17/13	108 1/3	92	33	114	8-6	0	2.82
CAREER	52/37	293 2/3	269	98	278	26-14	3	2.97

MINORS	Team	Level	Parent Club	G/GS	IP	H	BB	SO	W-L	SV	ERA
1991	Winter Haven	Adv. A	Boston	13/11	69	65	32	51	3-6	1	4.96
1992	Lynchburg	Adv. A	Boston	20/19	127	104	46	112	13-5	0	2.91
	New Britain	AA	Boston	7/6	33	43	15	29	2-1	0	6.27
	TOTAL			27/25	160	147	61	141	15-6	0	3.60
1993	Pawtucket	AAA	Boston	14/14	94 1/3	74	23	87	8-2	0	2.19
1995	Sarasota	Adv. A	Boston	2/2	7	6	1	8	0-0	0	0.00
	Trenton	AA	Boston	2/2	8	8	2	9	0-1	0	3.38
	Pawtucket	AAA	Boston	2/2	5	9	2	1	0-0	0	9.00
	TOTAL			6/6	20	23	5	18	0-1	0	3.60
1996	Pawtucket	AAA	Boston	1/1	3	3	1	4	0-0	0	6.00
2003	R. Cucamonga	Adv. A	Anaheim	3/2	8	12	3	7	0-0	0	4.50
	Salt Lake	AAA	Anaheim	3/3	14	16	9	8	1-2	0	6.43
	TOTAL			6/5	22	28	12	15	1-2	0	5.73
2005	Oklahoma	AAA	Texas	2/2	12 1/3	22	2	6	1-1	0	8.03
2006	Las Vegas	AAA	Los Angeles-N	5/5	29 2/3	25	5	28	3-0	0	2.43
8 YEARS	CAREER			74/69	410 1/3	387	141	350	31-18	1	3.69

MLB	Team	G/GS	IP	H	BB	SO	W-L	SV	ERA
1993	Boston	18/18	111 2/3	100	48	93	7-2	0	2.74
1994	Boston	22/22	143 1/3	140	60	105	8-7	0	3.83
1995	Boston	6/6	32 1/3	32	14	21	3-1	0	3.06
1996	Boston	29/29	157 1/3	192	67	137	7-11	0	5.32
1997	Boston	33/33	177 1/3	196	80	122	13-12	0	5.38
1998	Texas	33/33	212 2/3	239	84	167	19-11	0	4.23
1999	Texas	33/33	205	244	70	186	18-9	0	4.79
2000	Seattle	34/34	211 2/3	221	74	137	17-10	0	4.51
2001	Seattle	34/33	215	216	51	114	15-5	0	3.60
2002	Anaheim	26/26	160	190	49	82	8-9	0	4.89
2003	Anaheim	25/25	121 2/3	135	58	53	7-11	0	5.77
2004	Anaheim	28/24	132	163	51	51	9-4	0	5.05
2005	Seattle	21/21	116	147	41	53	6-12	0	5.66
2006	Los Angeles-N	28/15	103 1/3	120	30	57	8-6	0	4.53
2007	New York-N	34/0	53 2/3	78	21	29	3-2	0	5.37
15 YEARS	CAREER	404/352	2153	2413	798	1407	148-112	0	4.61



CHRIS SHEEHAN

WASHINGTON STATE	G/GS	IP	H	BB	SO	W-L	SV	ERA
1990	9/1	12 2/3	20	11	10	0-0	0	9.95
1991	21/2	40 1/3	37	26	15	2-1	1	5.36
1992	16/3	27 1/3	35	25	26	1-2	0	7.24
CAREER	46/6	80 1/3	92	62	51	3-3	1	6.72

MINORS	Team	Level	Parent Club	G/GS	IP	H	BB	SO	W-L	SV	ERA
1992	Eugene	SS A	Kansas City	19/4	56	67	14	38	2-3	2	4.18
1993	Rockford	A	Kansas City	31/12	117 2/3	97	22	101	9-5	6	2.83
1994	Wilmington	Adv. A	Kansas City	28/0	59 1/3	49	17	55	6-1	4	2.43
1995	Wilmington	Adv. A	Kansas City	13/0	19 1/3	7	2	27	2-1	3	1.86
	Wichita	AA	Kansas City	31/0	50 2/3	51	16	31	0-2	2	5.51
	TOTAL			44/0	70	58	18	58	2-3	5	4.50
1996	Tri-City	Ind.	None	19/19	125 2/3	146	27	-	8-8	-	3.87
5 YEARS	CAREER			141/35	428 2/3	417	98	-	27-20	-	3.53



BOB SHERWOOD

WASHINGTON STATE	G/GS	IP	H	BB	SO	W-L	SV	ERA
1974	6/4	17 2/3	19	5	8	3-1	0	2.55
1975	15/-	88 1/3	100	40	45	9-3	0	3.77
1976	16/16	116	90	33	58	9-4	0	2.48
1977	13/12	92 2/3	88	44	47	9-2	0	3.01
CAREER	50/-	314 2/3	297	122	158	30-10	0	3.00

MINORS	Team	Level	Parent Club	G/GS	IP	H	BB	SO	W-L	SV	ERA
1977	Walla Walla	SS A	San Diego	15/13	101	116	29	-	6-4	-	3.21
1978	Reno	A	San Diego	31/3	79	105	48	54	4-7	1	6.15
2 YEARS	CAREER			46/16	180	221	77	-	10-11	-	4.50



BILL SIMPSON

WASHINGTON STATE	G	AB	R	H	2B	3B	HR	RBI	SB	AVG
1974	41	105	22	29	5	2	0	13	4	.276
1975	51	141	28	40	2	2	2	37	3	.284
1976	51	135	39	38	8	4	4	27	3	.281
CAREER	143	381	89	107	15	8	6	77	10	.281

MINORS	Team	Level	Parent Club	G	AB	R	H	2B	3B	HR	RBI	SB	AVG
1976	Grays Harbor	SS A	None	52	175	-	40	9	2	3	-	-	.229
1 YEAR	CAREER			52	175	-	40	9	2	3	-	-	.229



DOUG SISK

WASHINGTON STATE	G/GS	IP	H	BB	SO	W-L	SV	ERA
1980	15/4	48 1/3	31	32	23	5-0	0	2.98
CAREER	15/4	48 1/3	31	32	23	5-0	0	2.98

MINORS	Team	Level	Parent Club	G/GS	IP	H	BB	SO	W-L	SV	ERA
1980	Kingsport	Rookie	New York-N	15/15	98	91	45	41	8-5	0	2.66
1981	Lynchburg	A	New York-N	36/1	83	78	32	61	3-2	7	3.25
	Jackson	AA	New York-N	14/0	25	23	12	15	3-0	4	3.60
	TOTAL			50/1	108	101	44	76	6-2	11	3.33
1982	Jackson	AA	New York-N	44/9	138	136	58	53	11-7	5	2.67
1985	Tidewater	AAA	New York-N	4/3	15	15	13	4	0-2	0	7.20
1986	Tidewater	AAA	New York-N	9/4	30	34	9	19	2-3	2	4.20
1988	Rochester	AAA	Baltimore	6/1	10 2/3	15	3	5	0-2	3	5.91
1990	Colo. Springs	AAA	Cleveland	8/0	7 2/3	8	5	7	1-0	0	7.04
	Tidewater	AAA	New York-N	8/6	41 2/3	39	10	20	5-1	0	2.81
1991	Richmond	AAA	Atlanta	9/0	11 1/3	14	4	2	0-0	2	1.59
8 YEARS	CAREER			153/39	460 1/3	453	191	227	33-22	23	3.21

MLB	Team	G/GS	IP	H	BB	SO	W-L	SV	ERA
1982	New York-N	8/0	8 2/3	5	4	4	0-1	1	1.04
1983	New York-N	67/0	104 1/3	88	59	33	5-4	11	2.24
1984	New York-N	50/0	77 2/3	57	54	32	1-3	15	2.09
1985	New York-N	42/0	73	86	40	26	4-5	2	5.30
1986	New York-N	41/0	70 2/3	77	31	31	4-2	1	3.06
1987	New York-N	55/0	78	83	22	37	3-1	3	3.46
1988	Baltimore	52/0	94 1/3	109	45	26	3-3	0	3.72
1990	Atlanta	3/0	2 1/3	1	4	1	0-0	0	3.86
1991	Atlanta	14/0	14 1/3	21	8	5	2-1	0	5.02
9 YEARS	CAREER	332/0	523 1/3	527	267	195	22-20	33	3.27




JOHN SKURLA

WASHINGTON STATE	G	AB	R	H	2B	3B	HR	RBI	SB	AVG
1983	39	89	22	25	8	4	4	19	1	.281
1984	58	195	51	68	13	3	9	48	7	.349
CAREER	97	284	73	93	21	7	13	67	8	.327

MINORS	Team	Level	Parent Club	G	AB	R	H	2B	3B	HR	RBI	SB	AVG
1985	Clinton	A	San Francisco	128	426	52	116	25	5	3	52	17	.272
1986	Fresno	A	San Francisco	121	420	81	110	26	12	6	59	21	.262
1987	Fresno	A	San Francisco	129	456	77	126	25	10	10	91	15	.276
1988	Shreveport	AA	San Francisco	116	392	62	118	16	4	11	51	12	.301
1989	Shreveport	AA	San Francisco	81	297	46	84	16	10	7	50	11	.283
	Phoenix	AAA	San Francisco	30	68	7	14	2	0	2	9	0	.206
	TOTAL			111	365	53	98	18	10	9	59	11	.268
1990	Phoenix	AAA	San Francisco	-	-	-	-	-	-	-	-	-	-
	Edmonton	AAA	California	-	-	-	-	-	-	-	-	-	-
	AAA TOTAL			43	144	20	33	7	2	3	21	0	.229
	Midland	AA	California	32	127	17	34	9	3	3	16	3	.268
	TOTAL			75	271	37	67	16	5	6	37	3	.284
6 YEARS	CAREER			680	2330	362	635	126	46	45	349	79	.273


Cougars in the Pros



TIM SLAVIN

WASHINGTON STATE	G	AB	R	H	2B	3B	HR	RBI	SB	AVG
1981	51	134	39	41	4	3	2	14	7	.306
CAREER	51	134	39	41	4	3	2	14	7	.306

MINORS	Team	Level	Parent Club	G	AB	R	H	2B	3B	HR	RBI	SB	AVG
1983	Wausau	A	Seattle	101	301	41	76	11	1	14	42	7	.252
1984	Wausau	A	Seattle	34	111	19	21	4	0	3	15	4	.189
2 YEARS	CAREER			135	412	60	97	15	1	17	57	11	.235



ANDRU SMALL

WASHINGTON STATE	G	AB	R	H	2B	3B	HR	RBI	SB	AVG
1991	59	192	30	65	13	1	4	47	0	.339
CAREER	59	192	30	65	13	1	4	47	0	.339

MINORS	Team	Level	Parent Club	G	AB	R	H	2B	3B	HR	RBI	SB	AVG
1993	Elmira	SS A	Florida	56	176	25	38	8	1	1	16	2	.216
1 YEAR	CAREER			56	176	25	38	8	1	1	16	2	.216



MARK SMALL

WASHINGTON STATE	G/GS	IP	H	BB	SO	W-L	SV	ERA
1989	8/1	9 1/3	11	14	7	0-0	0	9.68
CAREER	8/1	9 1/3	11	14	7	0-0	0	9.68

MINORS	Team	Level	Parent Club	G/GS	IP	H	BB	SO	W-L	SV	ERA
1989	Auburn	SS A	Houston	10/3	19 2/3	17	11	23	0-1	2	5.03
1990	Asheville	A	Houston	34/0	52	54	37	-	3-4	-	4.15
1991	Osceola	Adv. A	Houston	26/0	44 2/3	30	19	44	3-0	2	1.61
1992	Osceola	Adv. A	Houston	22/20	105	97	56	38	5-9	0	3.86
1993	Jackson	AA	Houston	51/0	84 2/3	71	41	64	7-2	0	3.19
1994	Jackson	AA	Houston	16/0	21	22	10	14	3-1	3	3.86
	Tucson	AAA	Houston	41/0	70	88	34	30	8-5	4	5.27
	TOTAL			57/0	91	110	44	44	11-6	7	4.94
1995	Tucson	AAA	Houston	51/0	66	74	19	51	3-3	19	4.09
1996	Tucson	AAA	Houston	32/0	39	32	18	36	3-3	7	2.08
1997	Jackson	AA	Houston	37/0	43	46	19	40	3-4	9	3.14
	New Orleans	AAA	Houston	7/0	9 1/3	11	3	7	1-1	0	5.79
	TOTAL			44/0	52 1/3	57	22	47	4-5	9	3.61
1998	Oklahoma	AAA	Texas	15/6	47	53	13	42	4-4	0	4.60
1999	Ottawa	AAA	Montreal	42/0	66 2/3	85	32	43	4-5	2	5.53
2000	Ottawa	AAA	Montreal	12/0	21	24	10	21	0-2	1	6.00
12 YEARS	CAREER			396/29	689	704	304	-	47-44	-	4.01

MLB	Team	G/GS	IP	H	BB	SO	W-L	SV	ERA
1996	Houston	16/0	24 1/3	33	13	16	0-1	0	5.92
1 YEAR	CAREER	16/0	24 1/3	33	13	16	0-1	0	5.92



KELLY SMITH

WASHINGTON STATE	G	AB	R	H	2B	3B	HR	RBI	SB	AVG
1980	48	180	69	75	9	5	1	30	30	.418
CAREER	48	180	69	75	9	5	1	30	30	.418

MINORS	Team	Level	Parent Club	G	AB	R	H	2B	3B	HR	RBI	SB	AVG
1980	Great Falls	Rookie	San Francisco	3	11	4	3	0	0	0	1	3	.273
	Clinton	A	San Francisco	63	214	42	56	8	0	1	18	18	.262
	TOTAL			66	225	46	59	8	0	1	19	21	.262
1981	Fresno	A	San Francisco	46	146	22	34	4	2	0	8	16	.233
	Phoenix	AAA	San Francisco	24	71	6	16	0	1	0	5	2	.225
	TOTAL			70	217	28	50	4	3	0	13	18	.230
1982	Phoenix	AAA	San Francisco	76	187	25	44	6	1	0	16	3	.235
3 YEARS	CAREER			212	629	99	153	18	4	1	48	42	.243



ROB SMITH

WASHINGTON STATE	G	AB	R	H	2B	3B	HR	RBI	SB	AVG
1984	47	101	22	28	4	1	1	17	3	.277
1985	38	92	23	29	4	0	3	16	4	.315
1986	56	179	46	56	12	2	2	30	3	.313
1987	62	240	87	87	22	2	19	65	8	.363
CAREER	203	612	178	200	42	5	25	128	18	.327

MINORS	Team	Level	Parent Club	G	AB	R	H	2B	3B	HR	RBI	SB	AVG
1987	Helena	Rookie	Milwaukee	22	76	21	27	7	0	3	14	7	.355
	Beloit	A	Milwaukee	48	182	23	48	10	1	2	25	6	.264
	TOTAL			70	258	44	75	17	1	5	39	13	.291
1988	Stockton	A	Milwaukee	101	313	59	73	6	3	4	38	22	.233
1989	Stockton	A	Milwaukee	119	379	56	95	20	2	3	34	16	.251
1990	Beloit	A	Milwaukee	96	318	57	86	21	2	4	44	8	.270
4 YEARS	CAREER			386	1268	216	329	64	8	16	155	59	.259



ERIC SNIDER

WASHINGTON STATE	G/GS	IP	H	BB	SO	W-L	SV	ERA
1978	22/15	108 1/3	105	34	63	12-4	1	3.41
1979	7/5	33 1/3	20	24	25	4-1	0	1.62
1980	11/9	39 2/3	42	33	15	4-2	0	5.90
CAREER	40/29	181 1/3	167	91	103	20-7	1	3.62

MINORS	Team	Level	Parent Club	G/GS	IP	H	BB	SO	W-L	SV	ERA
1980	Victoria	SS A	None	10/1	18	17	14	12	0-0	1	4.50
1981	Fresno	A	San Francisco	-	-	-	-	-	-	-	-
	Visalia	A	Minnesota	-	-	-	-	-	-	-	-
	TOTAL			22/1	52	51	20	41	3-1	1	3.98
1982	Visalia	A	Minnesota	17/6	62	67	41	25	1-4	0	5.95
3 YEARS	CAREER			49/8	132	135	75	78	4-5	2	4.98



RANDY SNYDER

WASHINGTON STATE	G	AB	R	H	2B	3B	HR	RBI	SB	AVG
1986	33	57	11	11	0	0	1	11	2	.204
1987	60	179	27	50	8	3	3	33	3	.279
1988	61	187	29	48	12	1	4	31	3	.257
CAREER	154	423	67	109	20	4	8	75	8	.257

MINORS	Team	Level	Parent Club	G	AB	R	H	2B	3B	HR	RBI	SB	AVG
1988	Beloit	A	Milwaukee	29	92	7	18	4	0	0	6	3	.196
1989	Brewers	Rookie	Milwaukee	19	60	14	17	2	1	0	8	5	.283
	Helena	Rookie	Milwaukee	24	79	13	25	2	0	2	13	0	.316
	Stockton	A	Milwaukee	34	101	10	19	4	1	0	9	2	.188
	TOTAL			77	240	37	61	8	2	2	30	7	.254
1990	Beloit	A	Milwaukee	101	319	43	64	17	0	4	29	7	.201
1991	Stockton	Adv. A	Milwaukee	82	223	33	57	11	2	6	33	7	.256
	El Paso	AA	Milwaukee	8	24	7	5	1	0	0	1	1	.208
	TOTAL			90	247	40	62	12	2	6	34	8	.251
1992	Salt Lake City	Rookie	None	54	164	27	38	13	0	1	20	5	.232
1993	High Desert	Adv. A	Florida	20	68	13	20	5	1	3	17	0	.294
	Edmonton	AAA	Florida	38	94	12	25	6	0	1	10	0	.266
	TOTAL			58	162	25	45	11	1	4	27	0	.277

1995	Salem	Adv. A	Colorado	23	76	19	22	5	0	3	14	2	.289
	New Haven	AA	Colorado	5	17	2	4	1	0	0	2	0	.235
	TOTAL			28	93	21	26	6	0	3	16	2	.279
7 YEARS	CAREER			437	1317	200	314	71	5	20	162	32	.238



TERRY SPARKS

WASHINGTON STATE	G	AB	R	H	2B	3B	HR	RBI	SB	AVG
1952	25	65	11	12	2	1	0	5	2	.185
1953	29	107	14	26	5	1	1	13	5	.243
1954	29	107	28	32	6	1	3	22	5	.299
1955	18	58	11	18	2	2	2	18	1	.310
CAREER	101	337	64	88	15	5	6	48	13	.261


MINORS	Team	Level	Parent Club	G	AB	R	H	2B	3B	HR	RBI	SB	AVG
1955	Aberdeen	C	Baltimore	31	95	-	33	7	1	2	-	-	.347
	York	B	Baltimore	34	97	-	28	4	1	3	-	-	.289
	TOTAL			65	192	-	61	11	2	5	-	-	.318
1956	Aberdeen	C	Baltimore	92	308	-	84	12	2	8	-	-	.273
2 YEARS	TOTAL			157	500	-	146	23	4	13	-	-	.292



KEVIN SPAULDING

WASHINGTON STATE	G/GS	IP	H	BB	SO	W-L	SV	ERA
2001	2/0	4	3	1	1	0-0	0	4.50
CAREER	2/0	4	3	1	1	0-0	0	4.50

MINORS	Team	Level	Parent Club	G/GS	IP	H	BB	SO	W-L	SV	ERA
2005	San Diego	Ind.		3/0	5	8	1	2	0-0	0	3.60
	Fullerton	Ind.		19/1	26	27	15	24	2-4	0	5.54
	TOTAL			22/1	31	35	16	26	2-4	0	5.22
2006	Laredo	Ind.		5/0	6 2/3	10	4	8	0-0	0	4.05
2 YEARS	CAREER			27/1	37 2/3	45	20	34	2-4	0	5.08



MICHAEL SPINI

WASHINGTON STATE	G/GS	IP	H	BB	SO	W-L	SV	ERA
1981	3/0	2	1	1	0	0-0	0	0.00
1982	14/0	22	26	16	9	4-3	2	4.09
1983	7/4	34 1/3	39	11	13	3-2	0	6.03
CAREER	24/4	58 1/3	66	28	22	7-5	2	5.09

MINORS	Team	Level	Parent Club	G/GS	IP	H	BB	SO	W-L	SV	ERA
1983	Walla Walla	SS A	Co-Op	13/13	94 1/3	100	23	-	8-1	-	1.34
1 YEAR	CAREER			13/13	94 1/3	100	23	-	8-1	-	1.34



JACK SPRING

WASHINGTON STATE	G/GS	IP	H	BB	SO	W-L	SV	ERA
1952	12/10	88	78	44	81	4-4	2	2.35
CAREER	12/10	88	78	44	81	4-4	2	2.35

MINORS	Team	Level	Parent Club	G/GS	IP	H	BB	SO	W-L	SV	ERA
1952	Spokane	A	None	21/-	90	88	60	-	6-5	-	3.20
1953	Spokane	A	Philadelphia-N	27/26	188	173	94	-	14-8	-	4.02
1954	Syracuse	AAA	Philadelphia-N	29/13	118	127	37	-	3-10	-	3.13
1955	Syracuse	AAA	Philadelphia	30/19	135	145	44	-	7-8	-	4.00

1956	Miami	AAA	Philadelphia	30/13	93	105	38	-	6-6	-	4.06
1957	San Francisco	Open	Boston	28/23	169 1/3	183	53	-	11-9	-	3.19
1958	Minneapolis	AAA	Boston	22/5	49	50	25	-	1-3	-	4.41
	San Diego	AAA	Cleveland	9/8	48	43	10	-	2-1	-	3.00
	TOTAL			31/13	97	93	35	-	3-4	-	3.71
1959	Dallas	AAA	None	39/32	238	239	62	-	15-13	-	2.87
1960	Dallas-Ft. Worth	AAA	Kansas City	26/19	120	160	31	-	5-11	-	4.50
1961	Dallas-Ft. Worth	AAA	Los Angeles-A	23/23	128	146	28	-	8-7	-	4.01
1964	Hawaii	AAA	Los Angeles-A	30/0	47	39	13	36	3-3	-	2.11
1965	Seattle	AAA	California	-	-	-	-	-	-	-	-
	Portland	AAA	Cleveland	-	-	-	-	-	-	-	-
	TOTAL			33/1	55	56	14	54	5-3	-	3.76
1966	Portland	AAA	Cleveland	59/0	88	89	24	62	4-1	-	2.97
1967	Portland	AAA	Cleveland	69/0	92	72	32	73	10-5	-	2.45
1968	Portland	AAA	Cleveland	43/0	71	91	17	49	2-5	-	4.06
1969	Spokane	AAA	Los Angeles	52/0	65	85	21	32	5-6	13	4.29
16 YEARS	CAREER			570/-	1794 1/3	1891	603	-	107-104	-	3.53

MLB	Team	G/GS	IP	H	BB	SO	W-L	SV	ERA
1955	Philadelphia	2/0	2 2/3	2	1	2	0-1	0	6.75
1957	Boston	1/0	1	0	2	2	0-0	0	0.00
1958	Washington	3/1	7	16	7	1	0-0	0	14.14
1961	Los Angeles-A	18/4	38	35	15	27	3-0	0	4.26
1962	Los Angeles-A	57/0	65	66	30	31	4-2	6	4.02
1963	Los Angeles-A	45/0	38 1/3	40	9	13	3-0	2	3.05
1964	Los Angeles-A	6/0	3 1/3	3	3	0	1-0	0	2.70
	Chicago-N	7/0	6	4	2	1	0-0	0	6.00
	St. Louis	2/0	3	8	1	0	0-0	0	3.00
	TOTAL	15/0	12 1/3	15	6	0	1-0	0	4.38
1965	Cleveland	14/0	21 2/3	21	10	9	1-2	0	3.74
8 YEARS	CAREER	155/5	186	195	78	86	12-5	8	4.26



RICHARD STILES

WASHINGTON STATE	G/GS	IP	H	BB	SO	W-L	SV	ERA
1947	2/1	3	-	-	-	0-0	0	-
1948	8/5	51	-	-	-	5-1	2	-
1949	13/12	97 2/3	-	-	-	12-1	0	-
CAREER	23/18	151 2/3	-	-	-	17-2	0	-

MINORS	Team	Level	Parent Club	G/GS	IP	H	BB	SO	W-L	SV	ERA
1950	Redding	D	St. Louis-A	24/-	165	191	48	-	11-5	-	4.64
1 YEAR	CAREER			24/-	165	191	48	-	11-5	-	4.64



WES STOCK

WASHINGTON STATE	G/GS	IP	H	BB	SO	W-L	SV	ERA
1954	12/1	38 1/3	35	22	43	3-2	3	3.99
1955	10/3	27 1/3	28	7	29	0-2	3	3.62
CAREER	22/4	65 2/3	63	29	72	3-4	6	3.84

MINORS	Team	Level	Parent Club	G/GS	IP	H	BB	SO	W-L	SV	ERA
1956	Aberdeen	C	Baltimore	30/23	181	169	109	182	14-6	-	3.33
1959	Vancouver	AAA	Baltimore	22/14	98	87	40	-	6-6	-	3.40
	Miami	AAA	Baltimore	6/1	15	21	13	-	0-1	-	9.00
	TOTAL			28/15	113	108	53	-	6-7	-	4.14
1960	Miami	AAA	Baltimore	21/15	128	102	34	-	8-6	-	2.25
1966	Vancouver	AAA	Kansas City	1/0	1	0	0	1	0-0	-	0.00
4 YEARS	CAREER			80/53	423	379	196	-	28-19	-	3.21

MLB	Team	G/GS	IP	H	BB	SO	W-L	SV	ERA
1959	Baltimore	7/0	12 2/3	16	2	8	0-0	1	3.55
1960	Baltimore	17/0	34 1/3	26	14	23	2-2	2	2.88
1961	Baltimore	35/1	71 2/3	58	27	47	5-0	3	3.01
1962	Baltimore	53/0	65	50	36	34	3-2	3	4.43
1963	Baltimore	47/0	75 1/3	69	31	55	7-0	1	3.94
1964	Baltimore	14/0	207	17	8	14	2-0	0	3.92
	Kansas City	50/0	93	69	34	101	6-3	5	1.94
	TOTAL	64/0	113 2/3	86	42	115	8-3	5	2.30
1965	Kansas City	62/2	99 2/3	96	40	52	0-4	4	5.24
1966	Kansas City	35/0	44	30	21	31	2-2	3	2.66
1967	Kansas City	1/0	1	3	2	0	0-0	0	18.00
9 YEARS	CAREER	321/3	517 1/3	434	215	365	27-13	22	3.60

Cougars in the Pros



MAX STRAIT

WASHINGTON STATE	G/GS	IP	H	BB	SO	W-L	SV	ERA
1940	5/4	-	-	-	-	3-2	-	-
1941	7/5	34	-	-	-	2-3	0	-
CAREER	12/9	-	-	-	-	5-5	-	-

MINORS	Team	Level	Parent Club	G/GS	IP	H	BB	SO	W-L	SV	ERA
1946	Yakima	B	Pittsburgh	32/-	157	208	80	-	13-9	-	6.19
1947	Yakima	B	None	32/-	143	214	99	-	7-11	-	7.36
1948	Yakima	B	None	39/-	212	164	98	-	9-17	-	5.94
3 YEARS	CAREER			103/-	512	586	277	-	29-37	-	6.42



GARY STROM

WASHINGTON STATE	G	AB	R	H	2B	3B	HR	RBI	SB	AVG
1964	-	147	27	47	4	3	1	24	2	.320
1965	-	145	34	41	6	2	3	22	9	.283
1966	-	161	38	56	7	1	1	24	10	.348
CAREER	-	453	99	144	17	6	5	70	21	.318

MINORS	Team	Level	Parent Club	G	AB	R	H	2B	3B	HR	RBI	SB	AVG
1966	Magic Valley	Rookie	San Francisco	59	217	-	57	8	2	2	-	-	.263
1 YEAR	CAREER			59	217	-	57	8	2	2	-	-	.263



JOHN SULLIVAN

WASHINGTON STATE	G	AB	R	H	2B	3B	HR	RBI	SB	AVG
1969	21	34	5	8	2	0	2	10	0	.250
1970	35	86	18	18	3	1	2	13	1	.209
CAREER	56	120	23	26	5	1	4	23	1	.217

MINORS	Team	Level	Parent Club	G	AB	R	H	2B	3B	HR	RBI	SB	AVG
1970	Niagara Falls	SS A	Pittsburgh	55	146	-	15	2	1	0	-	-	.103
1971	Salem	A	Pittsburgh	100	263	-	53	7	1	6	-	-	.202
1972	Gastonia	A	Pittsburgh	27	33	3	4	0	0	0	0	0	.121
1973	Salem	A	Pittsburgh	18	20	-	3	2	0	0	-	-	.150
4 YEARS	CAREER			200	462	-	75	11	2	6	-	-	.162

NOTE: Pitched in 27 games for Gastonia in 1972 and 18 games for Salem in 1973.



TED TAPPE


WASHINGTON STATE	G	AB	R	H	2B	3B	HR	RBI	SB	AVG
1950	13	43	8	16	3	1	2	9	7	.372
CAREER	13	43	8	16	3	1	2	9	7	.372

NOTE: Washington State stats are conference only.

MINORS	Team	Level	Parent Club	G	AB	R	H	2B	3B	HR	RBI	SB	AVG
1950	Charleston	A	Cincinnati	70	249	-	63	17	2	11	-	-	.250
1951	Charleston	A	Cincinnati	118	421	-	103	24	5	16	91	-	.245
	Tulsa	AA	Cincinnati	19	56	-	10	3	0	0	-	-	.179
	TOTAL			137	477	-	113	27	5	16	-	-	.237
1952	Columbia	A	Cincinnati	39	149	-	39	7	3	6	-	-	.262
1954	Tulsa	AA	Cincinnati	111	387	-	111	18	7	27	87	-	.287

	Nashville	AA	New York-N	24	80	-	16	2	0	6	-	-	.200
	TOTAL			135	467	-	127	20	7	33	-	-	.272
1957	Nuevo Laredo	AA	None	-	-	-	-	-	-	-	-	-	-
	Yakima	B	None	-	-	-	-	-	-	-	-	-	-
	Wenatchee	B	Cincinnati	-	-	-	-	-	-	-	-	-	-
	B TOTAL			71	235	-	67	16	0	15	-	-	.285
	Seattle	Open	Cincinnati	4	6	-	1	0	0	0	-	-	.167
	TOTAL			-	-	-	-	-	-	-	-	-	-
1958	Yakima	B	Milwaukee	122	398	-	114	16	2	24	-	-	.286
1959	Savannah	A	Cincinnati	35	121	-	28	4	1	3	-	-	.231
	Seattle	AAA	Cincinnati	45	147	-	31	3	2	4	-	-	.211
	Salem	B	None	2	6	-	2	-	-	-	-	-	.333
	TOTAL			82	274	-	61	-	-	-	-	-	.223
1960	Salem	B	None	15	51	-	12	1	1	0	-	-	.235
1961	Charlotte	A	Minnesota	12	37	3	6	0	0	2	6	0	.162
	Macon	AA	None	25	79	14	26	3	0	4	14	2	.329
	TOTAL			37	116	17	32	3	0	6	20	2	.276
9 YEARS	CAREER			-	-	-	-	-	-	-	-	-	-

MLB	Team	G	AB	R	H	2B	3B	HR	RBI	SB	AVG
1950	Cincinnati	7	5	1	1	0	0	1	0	0	.200
1951	Cincinnati	4	3	0	1	0	0	0	0	0	.333
1955	Chicago-N	23	50	12	13	2	0	4	10	0	.260
3 YEARS	CAREER	34	58	13	15	2	0	5	11	0	.259



TOM THOMAS

WASHINGTON STATE	G	AB	R	H	2B	3B	HR	RBI	SB	AVG
1970	33	98	16	35	11	1	2	21	3	.357
1971	43	116	24	41	4	0	8	25	5	.358
CAREER	76	214	40	76	15	1	10	46	8	.355

MINORS	Team	Level	Parent Club	G	AB	R	H	2B	3B	HR	RBI	SB	AVG
1971	Niagara Falls	SS A	Pittsburgh	56	200	-	46	6	0	7	-	-	.230
1972	Gastonia	A	Pittsburgh	56	208	20	50	2	1	3	17	13	.240
	Salem	A	Pittsburgh	48	156	-	30	5	0	3	-	-	.192
	TOTAL			104	364	-	80	7	1	6	-	-	.220
1973	Salem	A	Pittsburgh	136	487	-	141	20	4	11	-	-	.290
	Sherbrooke	AA	Pittsburgh	5	12	-	0	0	0	0	-	-	.000
	TOTAL			141	499	-	141	20	4	11	-	-	.283
1974	Thetford Mines	AA	Pittsburgh	30	89	18	29	6	0	6	17	4	.326
	Charleston	AAA	Pittsburgh	58	176	20	39	1	1	5	26	0	.222
	TOTAL			88	265	38	68	7	1	11	43	4	.257
1975	Shreveport	AA	Pittsburgh	109	377	71	107	20	6	17	77	5	.284
1976	Charleston	AAA	Pittsburgh	61	195	36	46	6	1	11	32	3	.236
1977	Columbus	AAA	Pittsburgh	19	55	7	13	1	1	1	8	1	.236
	Shreveport	AA	Pittsburgh	51	176	-	43	10	0	4	-	-	.244
	TOTAL			70	231	-	56	11	1	5	-	-	.242
7 YEARS	CAREER			629	2131	-	544	77	14	68	-	-	.255



TYSON THOMPSON

WASHINGTON STATE	G/GS	IP	H	BB	SO	W-L	SV	ERA
1999	21/2	35	37	20	31	1-2	0	6.43
2000	16/14	74 1/3	83	70	42	1-6	0	7.02
2001	15/8	42 2/3	64	35	32	1-5	0	8.44
CAREER	52/24	152	184	125	105	3-13	0	7.28

MINORS	Team	Level	Parent Club	G/GS	IP	H	BB	SO	W-L	SV	ERA
2001	Princeton	Rookie	Tampa Bay	3/1	5 2/3	9	2	6	0-1	0	3.18
	Hudson Valley	SS A	Tampa Bay	12/0	20	21	21	15	0-1	1	6.75
	TOTAL			15/1	25 2/3	30	23	21	0-2	1	6.07
1 YEAR	CAREER			15/1	25 2/3	30	23	21	0-2	1	6.07



CHRIS TODD

WASHINGTON STATE	G	AB	R	H	2B	3B	HR	RBI	SB	AVG
2002	6	2	3	1	0	0	0	0	1	.500
CAREER	6	2	3	1	0	0	0	0	1	.500

MINORS	Team	Level	Parent Club	G	AB	R	H	2B	3B	HR	RBI	SB	AVG
2005	Salem-Keizer	SS A	San Francisco	34	63	7	13	0	0	0	8	3	.206
2006	Salem-Keizer	SS A	San Francisco	44	97	14	28	1	0	0	14	2	.289
2 YEARS	CAREER			78	160	21	41	1	0	0	22	5	.256



RON TOSTENSON

WASHINGTON STATE	G	AB	R	H	2B	3B	HR	RBI	SB	AVG
1981	33	86	19	28	5	0	0	11	3	.326
1982	42	143	32	47	7	0	2	26	5	.329
1983	55	199	45	60	17	1	2	39	13	.302
CAREER	130	428	96	135	29	1	4	76	21	.315

MINORS	Team	Level	Parent Club	G	AB	R	H	2B	3B	HR	RBI	SB	AVG
1983	Calgary	Rookie	Montreal	61	228	39	68	14	2	1	33	9	.298
1984	Jamestown	SS A	Montreal	72	275	47	72	9	4	2	15	24	.262
	Gastonia	A	Montreal	23	35	7	6	1	0	0	5	1	.171
	TOTAL			95	310	54	78	10	4	2	20	25	.252
2 YEARS	CAREER			156	538	93	146	24	6	3	53	34	.271



AARON TROLIA

WASHINGTON STATE	G/GS	IP	H	BB	SO	W-L	SV	ERA
2004	16/13	78 1/3	75	34	66	6-5	1	4.25
CAREER	16/13	78 1/3	75	34	66	6-5	1	4.25

MINORS	Team	Level	Parent Club	G/GS	IP	H	BB	SO	W-L	SV	ERA
2004	Everett	SS A	Seattle	20/4	41	39	17	33	2-2	6	2.83
2005	Inland Empire	Adv. A	Seattle	40/10	104 2/3	118	49	77	3-7	0	4.82
2006	Inland Empire	Adv. A	Seattle	34/0	54 1/3	69	23	59	4-2	1	4.80
2007	West Tenn	AA	Seattle	21/1	43	53	18	39	3-2	1	6.91
	El Paso	Ind.	None	5/4	22	18	9	19	2-0	0	1.64
	TOTAL			26/5	65	71	27	58	5-2	1	5.12
2008	Joliet	Ind.	None	25/22	127	132	60	142	9-6	1	3.97
5 YEARS	CAREER			145/41	392	429	176	369	23-19	9	4.59



TIM TVEIT

WASHINGTON STATE	G	AB	R	H	2B	3B	HR	RBI	SB	AVG
1976	53	184	37	55	7	1	9	52	8	.299
1977	53	157	28	35	4	2	4	13	4	.223
CAREER	106	341	65	90	11	3	13	65	12	.264

MINORS	Team	Level	Parent Club	G	AB	R	H	2B	3B	HR	RBI	SB	AVG
1978	Grays Harbor	SS A	None	-	-	-	-	-	-	-	-	-	-
	Bellingham	SS A	Seattle	-	-	-	-	-	-	-	-	-	-
	TOTAL			56	148	18	39	3	3	4	19	4	.264
1 YEAR	CAREER			56	148	18	39	3	3	4	19	4	.264



JOE URBON

WASHINGTON STATE	G	AB	R	H	2B	3B	HR	RBI	SB	AVG
1987	27	27	3	6	1	0	0	2	0	.222
1988	54	155	42	53	12	1	4	28	9	.342
1989	39	116	18	33	9	2	3	26	7	.294
CAREER	120	298	63	92	22	3	7	56	16	.309

MINORS	Team	Level	Parent Club	G	AB	R	H	2B	3B	HR	RBI	SB	AVG
1989	Batavia	SS A	Philadelphia	32	104	5	20	4	0	0	4	4	.192
1990	Spartanburg	A	Philadelphia	63	233	-	60	8	3	3	-	-	.258
	Clearwater	Adv. A	Philadelphia	60	191	21	49	8	2	0	16	2	.257
	TOTAL			123	424	-	109	16	5	3	-	-	.257
1991	Clearwater	Adv. A	Philadelphia	28	81	8	17	3	0	0	8	0	.210
	Reno	Adv. A	None	19	65	13	18	4	1	3	19	2	.277
	TOTAL			47	146	21	35	7	1	3	27	2	.240
3 YEARS	CAREER			202	664	-	164	27	6	6	-	-	.247



JASON VALLEY

WASHINGTON STATE	G/GS	IP	H	BB	SO	W-L	SV	ERA
1991	3/2	10 2/3	14	5	7	1-0	0	5.06
1992	19/5	43 2/3	36	37	38	3-5	3	5.77
1993	17/5	49 1/3	50	29	40	5-5	2	6.75
1994	15/12	84 1/3	86	38	57	7-4	1	5.02
CAREER	54/24	188	186	109	142	16-14	6	5.64

MINORS	Team	Level	Parent Club	G/GS	IP	H	BB	SO	W-L	SV	ERA
1994	Batavia	SS A	Philadelphia	14/12	65 1/3	77	26	28	3-5	0	4.68
1995	Clearwater	Adv. A	Philadelphia	4/0	4 1/3	9	4	4	0-0	0	12.47
2 YEARS	CAREER			18/12	69 2/3	86	30	32	3-5	0	5.17



OLE VIGELAND

WASHINGTON STATE	G/GS	IP	H	BB	SO	W-L	SV	ERA
1998	12/0	15	10	19	11	1-0	1	4.80
CAREER	12/0	15	10	19	11	1-0	1	4.80

MINORS	Team	Level	Parent Club	G/GS	IP	H	BB	SO	W-L	SV	ERA
1998	Pulaski	Rookie	Texas	11/1	26	30	19	23	0-1	0	6.58
1999	Charlotte	Adv. A	Texas	5/0	8 2/3	14	4	9	0-0	0	7.27
2000	Charlotte	Adv. A	Texas	23/0	39	44	16	26	1-2	0	6.00
2001	Savannah	A	Texas	39/0	72 2/3	55	34	67	5-4	2	2.48
4 YEARS	CAREER			78/1	146 1/3	143	73	125	6-7	2	4.43



MIKE WAGNER

WASHINGTON STATE	G/GS	IP	H	BB	SO	W-L	SV	ERA
2006	18/13	85 2/3	111	23	59	5-6	1	5.67
CAREER	18/13	85 2/3	111	23	59	5-6	1	5.67

MINORS	Team	Level	Parent Club	G/GS	IP	H	BB	SO	W-L	SV	ERA
2006	Spokane	SS A	Texas	17/16	66 1/3	88	22	73	4-7	0	6.38
2007	Oklahoma	AAA	Texas	1/0	1	1	1	2	0-0	0	0.00
	Bakersfield	Adv. A	Texas	29/0	47	59	34	47	1-3	0	7.28
	TOTAL			30/0	48	60	35	49	1-3	0	7.13
2 YEARS	CAREER			47/16	114 1/3	148	57	122	5-10	0	6.69

Cougars in the Pros



DAVE WAINHOUSE

WASHINGTON STATE	G/GS	IP	H	BB	SO	W-L	SV	ERA
1986	12/6	52 1/3	61	31	20	3-4	0	6.71
1987	16/12	79 1/3	86	41	32	5-1	0	5.41
1988	27/7	80 2/3	77	33	57	7-0	6	3.90
CAREER	55/25	212 1/3	224	105	109	15-5	6	5.17

MINORS	Team	Level	Parent Club	G/GS	IP	H	BB	SO	W-L	SV	ERA
1989	W. Palm Beach	A	Montreal	13/13	66 1/3	75	19	26	1-5	0	4.07
1990	W. Palm Beach	Adv. A	Montreal	12/12	76 2/3	68	34	58	6-3	0	2.11
	Jacksonville	AA	Montreal	17/16	95 2/3	97	47	59	7-7	0	4.33
	TOTAL			29/28	172 1/3	165	81	117	13-10	0	3.34
1991	Harrisburg	AA	Montreal	33/0	52	49	17	46	2-2	11	2.60
	Indianapolis	AAA	Montreal	14/0	28 2/3	28	15	13	2-0	1	4.08
	TOTAL			47/0	80 2/3	77	32	59	4-2	12	3.12
1992	Indianapolis	AAA	Montreal	44/0	46	48	24	37	5-4	21	4.11
1993	Calgary	AAA	Seattle	13/0	15 2/3	10	7	7	0-1	5	4.02
1995	Syracuse	AAA	Toronto	26/0	24 1/3	29	11	18	3-2	5	3.70
	Portland	AA	Florida	17/0	25	39	8	16	2-1	0	7.20
	Charlotte	AAA	Florida	4/0	3 2/3	6	4	2	0-0	0	9.84
	TOTAL			47/0	53	74	23	36	5-3	5	5.77
1996	Carolina	AA	Pittsburgh	45/0	51 1/3	43	31	34	5-3	25	3.16
1997	Calgary	AAA	Pittsburgh	25/0	38	46	13	24	2-0	1	5.92
1998	Colo. Springs	AAA	Colorado	38/0	50	47	23	44	2-3	4	3.60
1999	Colo. Springs	AAA	Colorado	38/0	42 1/3	42	7	42	1-3	22	3.19
2000	Memphis	AAA	St. Louis	20/6	43	55	20	20	4-4	0	6.28
2001	Iowa	AAA	Chicago-N	49/1	75 2/3	86	24	61	3-5	6	4.16
12 YEARS	CAREER			408/8	734 1/3	768	304	507	45-43	101	4.01

MLB	Team	G/GS	IP	H	BB	SO	W-L	SV	ERA
1991	Montreal	2/0	2 2/3	2	4	1	0-1	0	6.74
1993	Seattle	3/0	2 1/3	7	5	2	0-0	0	27.04
1996	Pittsburgh	17/0	23 2/3	22	10	16	1-0	0	5.70
1997	Pittsburgh	25/0	28	34	17	21	0-1	0	8.04
1998	Colorado	10/0	11	15	5	3	1-0	0	4.91
1999	Colorado	19/0	28 2/3	37	16	18	0-0	0	6.91
2000	St. Louis	9/0	8 2/3	13	4	5	0-1	0	9.34
7 YEARS	CAREER	85/0	105	130	61	66	2-3	0	7.37



BOB WAITS

WASHINGTON STATE	G	AB	R	H	2B	3B	HR	RBI	SB	AVG
1969	39	118	25	32	5	1	1	6	20	.271
1970	33	69	15	16	1	0	0	6	15	.232
1971	48	165	50	59	6	3	2	32	59	.358
CAREER	120	352	90	107	12	4	3	44	94	.304

MINORS	Team	Level	Parent Club	G	AB	R	H	2B	3B	HR	RBI	SB	AVG
1973	Portland	SS A	None	54	191	-	47	6	1	0	-	-	.246
1974	Portland	SS A	None	80	249	-	78	4	1	1	-	-	.313
2 YEARS	CAREER			134	440	-	125	10	2	1	-	-	.284




GLEN WALKER

WASHINGTON STATE	G	AB	R	H	2B	3B	HR	RBI	SB	AVG
1979	49	185	32	61	15	1	5	48	4	.330
1980	48	182	54	72	16	1	21	76	3	.396
CAREER	97	367	86	133	31	2	26	124	7	.362

MINORS	Team	Level	Parent Club	G	AB	R	H	2B	3B	HR	RBI	SB	AVG
1980	Bellingham	SS A	Seattle	70	285	49	86	20	2	15	65	2	.302
1981	Wausau	A	Seattle	119	441	80	125	21	0	35	111	7	.283
1982	Lynn	AA	Seattle	68	255	40	82	12	1	11	55	8	.322
	Salt Lake City	AAA	Seattle	44	142	23	42	6	1	9	30	0	.296

	TOTAL			112	397	63	124	18	2	20	85	8	.312
1983	Salt Lake City	AAA	Seattle	124	481	68	126	28	4	15	86	3	.262
1984	Chattanooga	AA	Seattle	37	134	17	33	5	0	4	31	0	.246
	Salt Lake City	AAA	Seattle	90	314	42	85	13	4	11	49	0	.271
	TOTAL			127	448	59	118	18	4	15	80	0	.263
1985	Memphis	AA	Seattle	50	180	22	37	7	0	8	31	1	.206
1986	Midland	AA	California	67	259	41	79	10	0	18	74	2	.305
	Edmonton	AAA	California	64	236	36	66	14	0	11	43	1	.280
	TOTAL			131	495	77	145	24	0	29	117	3	.293
1987	Portland	AAA	Minnesota	96	301	42	76	11	0	12	39	0	.252
8 YEARS	CAREER			829	3028	460	837	147	12	149	614	24	.276



DAN WALLACE

WASHINGTON STATE	G/GS	IP	H	BB	SO	W-L	SV	ERA
1969	11/7	42 2/3	29	18	45	4-1	1	1.68
1970	11/9	52 1/3	44	22	44	5-1	1	2.41
CAREER	22/16	95	73	40	89	9-2	2	2.08

MINORS	Team	Level	Parent Club	G/GS	IP	H	BB	SO	W-L	SV	ERA
1971	Winter Haven	A	Boston	-	-	-	-	-	-	-	-
	Key West	A	None	-	-	-	-	-	-	-	-
	TOTAL			39/15	137	142	57	109	6-13	2	3.74
1972	Winter Haven	A	Boston	17/3	36	43	27	-	2-0	-	5.75
2 YEARS	CAREER			56/18	173	185	84	-	8-13	-	4.16



STAN WEBB

WASHINGTON STATE	G/GS	IP	H	BB	SO	W-L	SV	ERA
1980	16/1	35	19	16	21	3-0	0	1.03
1981	13/13	81	89	30	36	6-5	0	4.56
CAREER	29/14	116	108	46	57	9-5	0	3.49

MINORS	Team	Level	Parent Club	G/GS	IP	H	BB	SO	W-L	SV	ERA
1981	Geneva	SS A	Chicago-N	10/7	41	42	5	40	4-1	0	1.88
1 YEAR	CAREER			10/7	41	42	5	40	4-1	0	1.88



TRAVIS WEBB

WASHINGTON STATE	G/GS	IP	H	BB	SO	W-L	SV	ERA
2005	23/3	37 2/3	49	29	28	0-5	0	9.08
2006	21/0	29	22	10	31	4-0	8	2.17
CAREER	44/3	66 2/3	71	39	59	4-5	8	6.07

MINORS	Team	Level	Parent Club	G/GS	IP	H	BB	SO	W-L	SV	ERA
2006	Billings	Rookie	Cincinnati	13/7	39 2/3	41	16	32	5-2	0	3.40
2007	Dayton	A	Cincinnati	28/21	114 2/3	105	62	114	7-5	0	3.45
2 YEARS	CAREER			41/28	154 1/3	146	78	146	12-7	0	3.44



PHIL WESTENDORF

WASHINGTON STATE	G	AB	R	H	2B	3B	HR	RBI	SB	AVG
1974	34	81	18	24	5	1	2	14	2	.296
1975	51	183	46	67	12	1	10	49	3	.366
1976	53	166	34	50	7	4	6	52	3	.301
1977	56	182	47	67	13	3	10	47	3	.368
CAREER	194	612	145	208	37	9	28	162	11	.340



MINORS	Team	Level	Parent Club	G	AB	R	H	2B	3B	HR	RBI	SB	AVG
1977	Royals	Rookie	Kansas City	51	169	-	42	8	3	8	-	-	.249
1978	Fort Myers	A	Kansas City	129	406	63	99	12	7	9	52	2	.244
1979	Jacksonville	AA	Kansas City	141	472	72	127	24	3	9	63	3	.269
1980	Jacksonville	AA	Kansas City	102	360	40	92	16	2	13	49	0	.256
1981	Jacksonville	AA	Kansas City	28	92	5	18	5	0	0	7	0	.196
5 YEARS	CAREER			451	1499	-	378	65	15	39	-	-	.252



MIKE WETMORE

WASHINGTON STATE	G	AB	R	H	2B	3B	HR	RBI	SB	AVG
1994	61	209	66	55	9	2	4	30	22	.263
1995	57	219	52	54	7	5	6	26	13	.247
1996	59	228	49	70	14	4	7	33	32	.307
CAREER	177	656	167	179	30	11	17	89	67	.273

MINORS	Team	Level	Parent Club	G	AB	R	H	2B	3B	HR	RBI	SB	AVG
1996	Helena	Rookie	Milwaukee	50	202	44	56	10	3	1	23	11	.277
1997	Beloit	A	Milwaukee	114	407	67	103	20	2	2	27	9	.253
2 YEARS	CAREER			164	609	111	159	30	5	3	50	20	.261



DAVID WHEELER

WASHINGTON STATE	G/GS	IP	H	BB	SO	W-L	SV	ERA
1996	17/2	30 1/3	32	26	18	2-2	1	8.31
1997	20/8	69 1/3	85	45	42	3-7	1	7.66
1998	15/7	37 2/3	54	40	30	2-3	0	10.99
CAREER	52/17	137 1/3	171	111	90	7-12	2	8.72

MINORS	Team	Level	Parent Club	G/GS	IP	H	BB	SO	W-L	SV	ERA
1998	Kingsport	Rookie	New York-N	19/0	31 1/3	12	9	26	3-0	5	1.44
1999	Kingsport	Rookie	New York-N	7/0	9	10	9	6	0-0	0	4.00
	Tri-City	Ind.	None	3/0	4 2/3	4	5	-	0-0	-	1.93
	TOTAL			10/0	13 2/3	14	14	-	0-0	-	3.29
2000	Tri-City	Ind.	None	10/0	12	10	13	-	0-0	-	4.50
3 YEARS	CAREER			39/0	47	36	36	-	3-0	-	3.06



GARY WHITING

WASHINGTON STATE	G	AB	R	H	2B	3B	HR	RBI	SB	AVG
1956	14	23	7	3	0	0	0	6	4	.130
1957	24	84	10	21	2	1	1	13	0	.250
1958	-	102	22	37	4	4	3	23	0	.363
CAREER	-	209	39	61	6	5	4	42	4	.292

MINORS	Team	Level	Parent Club	G	AB	R	H	2B	3B	HR	RBI	SB	AVG
1958	Yakima	B	Milwaukee	22	31	-	9	1	1	0	-	-	.290
1959	Yakima	B	Milwaukee	9	28	-	2	-	-	-	-	-	.071
2 YEARS	CAREER			31	59	-	11	-	-	-	-	-	.186



JOHN WILBURN

WASHINGTON STATE	G	AB	R	H	2B	3B	HR	RBI	SB	AVG
1946	-	-	-	-	-	-	-	-	-	-
1947	15	54	14	18	-	-	-	-	-	.333
CAREER	-	-	-	-	-	-	-	-	-	-

NOTE: Washington State stats for 1947 are conference only.

MINORS	Team	Level	Parent Club	G	AB	R	H	2B	3B	HR	RBI	SB	AVG
1948	Great Falls	C	None	92	305	-	93	23	11	5	-	-	.305
1 YEAR	CAREER			92	305	-	93	23	11	5	-	-	.305



ERIC WILKINS

WASHINGTON STATE	G/GS	IP	H	BB	SO	W-L	SV	ERA
1975	9/-	23	13	15	26	4-2	2	4.30
1976	16/12	95 1/3	66	70	77	10-4	9	2.55
1977	19/14	108 1/3	70	71	84	9-2	8	2.74
CAREER	44/-	226 2/3	149	156	187	23-11	19	2.82

MINORS	Team	Level	Parent Club	G/GS	IP	H	BB	SO	W-L	SV	ERA
1977	Waterloo	A	Cleveland	11/10	75	54	32	71	9-1	0	2.76
1978	Portland	AAA	Cleveland	26/26	156	145	85	126	15-5	0	4.56
1980	Tacoma	AAA	Cleveland	17/17	101	106	66	72	7-4	0	3.92
1981	Chattanooga	AA	Cleveland	1/1	6	6	5	3	0-0	0	6.00
	Charleston	AAA	Cleveland	10/8	31	40	26	21	0-3	0	7.84
	TOTAL			11/9	37	46	31	24	0-3	0	7.54
4 YEARS	CAREER			65/62	369	351	214	293	31-13	0	4.32

MLB	Team	G/GS	IP	H	BB	SO	W-L	SV	ERA
1979	Cleveland	16/14	69 2/3	77	38	52	2-4	0	4.39
1 YEAR	CAREER	16/14	69 2/3	77	38	52	2-4	0	4.39



BOB WILLIAMS

WASHINGTON STATE	G	AB	R	H	2B	3B	HR	RBI	SB	AVG
1968	14	21	5	9	0	0	0	2	0	.429
1969	37	117	17	37	5	2	3	24	2	.316
CAREER	51	138	22	46	5	2	3	26	2	.333

MINORS	Team	Level	Parent Club	G	AB	R	H	2B	3B	HR	RBI	SB	AVG
1969	Lodi	A	Oakland	56	114	10	23	0	1	3	8	0	.202
1970	C. Bay-N. Bend	SS A	Oakland	60	195	-	59	14	0	9	-	-	.302
	Burlington	A	Oakland	3	11	-	3	0	0	0	-	-	.273
	TOTAL			63	206	-	62	14	0	9	-	-	.301
1971	Burlington	A	Oakland	59	192	27	57	9	1	6	31	1	.297
1972	Birmingham	AA	Oakland	63	168	10	37	4	0	6	20	0	.220
1973	Wilson	A	None	17	41	-	7	0	0	0	-	-	.171
5 YEARS	CAREER			258	721	-	186	27	2	24	-	-	.258



MO WINTER

WASHINGTON STATE	G	AB	R	H	2B	3B	HR	RBI	SB	AVG
1956	28	76	14	16	2	1	0	20	3	.211
1957	35	116	25	30	5	4	0	16	1	.259
CAREER	63	192	39	46	7	5	0	36	4	.240

MINORS	Team	Level	Parent Club	G	AB	R	H	2B	3B	HR	RBI	SB	AVG
1957	Lake Charles	C	None	66	227	-	58	21	1	11	-	-	.256
1958	Yakima	B	Milwaukee	13	11	-	2	0	0	1	-	-	.182
2 YEARS	CAREER			79	238	-	60	21	1	12	-	-	.252

Cougars in the Pros



DAN WODRICH

WASHINGTON STATE	G	AB	R	H	2B	3B	HR	RBI	SB	AVG
1977	25	37	4	9	0	0	0	4	0	.243
1978	51	153	34	48	8	1	2	20	0	.314
1979	47	164	37	54	10	2	3	33	7	.329
1980	48	187	45	59	10	1	0	30	9	.316
CAREER	171	541	120	170	28	4	5	87	16	.314

MINORS	Team	Level	Parent Club	G	AB	R	H	2B	3B	HR	RBI	SB	AVG
1980	Walla Walla	SS A	San Diego	23	79	10	13	3	0	0	5	1	.165
1 YEAR	CAREER			23	79	10	13	3	0	0	5	1	.165



BRAD WOLTEN

WASHINGTON STATE	G	AB	R	H	2B	3B	HR	RBI	SB	AVG
1986	51	188	45	61	12	1	4	34	10	.324
CAREER	51	188	45	61	12	1	4	34	10	.324

MINORS	Team	Level	Parent Club	G	AB	R	H	2B	3B	HR	RBI	SB	AVG
1986	Burlington	Rookie	Cleveland	61	190	-	51	11	2	1	-	-	.268
1987	Waterloo	A	Cleveland	60	156	12	30	5	0	3	14	0	.192
2 YEARS	CAREER			121	346	-	81	16	2	4	-	-	.234



DAVE WRIGHT

WASHINGTON STATE	G/GS	IP	H	BB	SO	W-L	SV	ERA
1972	4/1	9 1/3	6	6	7	0-1	1	3.86
1973	18/9	67	60	51	68	5-3	3	2.28
1974	17/12	92 1/3	84	41	77	7-2	1	3.41
CAREER	39/22	168 2/3	150	98	152	12-6	5	2.99

MINORS	Team	Level	Parent Club	G/GS	IP	H	BB	SO	W-L	SV	ERA
1974	Oneonta	SS A	New York-A	17/0	39	33	20	-	5-2	-	3.92
1975	Oneonta	SS A	New York-A	17/1	35	27	16	-	4-2	-	2.57
	Fort Lauderdale	A	New York-A	18/0	29	40	21	-	3-2	-	7.45
	TOTAL			35/1	64	67	37	-	7-4	-	4.78
1976	Fort Lauderdale	A	New York-A	36/0	59	43	39	-	8-4	-	2.14
1977	Fort Lauderdale	A	New York-A	21/5	58	57	45	-	2-7	-	5.28
	West Haven	AA	New York-A	9/0	18	24	8	-	0-1	-	8.50
	TOTAL			30/5	76	81	53	-	2-8	-	6.04
4 YEARS	CAREER			118/6	238	224	149	-	22-18	-	4.39



ERIC WULF

WASHINGTON STATE	G	AB	R	H	2B	3B	HR	RBI	SB	AVG
1989	33	54	9	12	0	0	1	8	0	.222
1990	51	109	27	38	9	0	7	24	1	.349
1991	50	158	27	51	11	1	7	47	1	.323
1992	36	116	20	32	7	1	4	35	0	.276
CAREER	170	437	83	133	27	2	19	114	2	.304

MINORS	Team	Level	Parent Club	G	AB	R	H	2B	3B	HR	RBI	SB	AVG
1993	Kane County	A	Florida	82	272	22	71	15	0	1	35	2	.261
1 YEAR	CAREER			82	272	22	71	15	0	1	35	2	.261



GARY WYCHE

WASHINGTON STATE	G	AB	R	H	2B	3B	HR	RBI	SB	AVG
1960	-	137	46	52	9	3	8	29	7	.380
CAREER	-	137	46	52	9	3	8	29	7	.380

MINORS	Team	Level	Parent Club	G	AB	R	H	2B	3B	HR	RBI	SB	AVG
1961	Keokuk	D	St. Louis	69	263	-	66	17	2	5	-	-	.251
	Winnipeg	C	St. Louis	45	166	-	36	7	0	4	-	-	.217
	TOTAL			114	429	-	102	24	2	9	-	-	.238
1962	Winnipeg	C	St. Louis	124	447	-	102	15	1	13	-	-	.228
1963	Billings	A	St. Louis	40	145	-	35	9	0	3	-	-	.241
3 YEARS	CAREER			278	1021	-	239	48	3	25	-	-	.234



JOEY ZELLNER

WASHINGTON STATE	G	AB	R	H	2B	3B	HR	RBI	SB	AVG
1984	41	82	32	26	3	1	4	18	17	.317
1985	60	162	36	44	10	5	2	16	31	.272
CAREER	101	244	68	70	13	6	6	34	48	.287

MINORS	Team	Level	Parent Club	G	AB	R	H	2B	3B	HR	RBI	SB	AVG
1985	Tri-Cities	SS A	None	30	108	-	27	4	2	0	-	-	.250
1986	Macon	A	Pittsburgh	102	306	56	73	15	0	2	23	38	.239
1987	Visalia	A	Minnesota	108	358	70	89	17	5	2	30	37	.249
1988	Visalia	A	Minnesota	91	261	55	57	10	3	0	29	40	.218
4 YEARS	CAREER			331	1033	-	246	46	10	4	-	-	.238

Washington State Traditions



THE COUGAR HEAD LOGO

In 1936, student Randall Johnson, class of 1938, designed the original Cougar head logo for Washington State College. It was used on the side of college trucks. In 1959, when the institution changed from college to university, he re-created the logo to incorporate the "U" in place of the "C." In 2002, WSU developed a new graphic identity. It employs the Cougar head within a crest, an internationally recognized symbol for higher education.

THE COUGAR NICKNAME

Washington State University students officially adopted the nickname "Cougars" October 28, 1919, three days after a reference to "cougars" was used in a football game story following WSU's upset 14-0 win at California. In the story, a Bay Area writer said the Pacific Northwest team "played like cougars" in upsetting the Bears.

THE COUGAR MASCOT

In 1927, Governor Roland Hartley presented a cougar cub to the students of the University. This first cougar mascot was called Butch, to honor Herbert "Butch" Meeker of Spokane, who was WSU's football star at the time. Butch II was presented to the students by Governor Clarence D. Martin in 1938. Butch III and IV were twin cubs, presented by Governor Arthur B. Langlie in 1942. Governor Langlie presented Butch V in 1955. Butch VI, the last live mascot on campus, died in the summer of 1978. He had been presented to WSU by Governor Albert Rosellini in 1964 from the Seattle Zoo. Today, WSU students in a "Butch the Cougar" mascot costume rally school spirit at athletic contests, including football games and other events.

WASHINGTON, MY WASHINGTON

(WSU Alma Mater)

Washington, my Washington, The Crimson and the Gray!
'Tis the songs of memory That we sing today.
When the sad hours come to you And sorrows 'round you play,
Just sing the songs of Washington, The Crimson and the Gray,
Just sing the songs of Washington, The Crimson and the Gray!

Written by J. DeForest Cline, 1914

WSU FIGHT SONG

Fight, fight, fight for Washington State! Win the victory!
Win the day for Crimson and Gray!
Best in the West, we know you'll all do your best.
So on, on, on, on! Fight to the end!
Honor and Glory you must win!
So fight, fight, fight for Washington State and Victory!

Written by Zella Melcher (lyrics) and Phyllis Sayles (music), 1919

THE VICTORY BELL

In the late 1800s, the victory bell was mounted on the ground in the center of campus; it rang to start and dismiss classes in those early days. Today, it is located at the Lewis Alumni Centre. A member of the Student Alumni Connection rings it after a WSU football win.





World class. Face to face.

At Washington State University you will work face to face with world-class professors. The University has 10 colleges and offers over 250 fields of study spanning the liberal arts and sciences, as well as architecture, business, education, nursing, pharmacy, agriculture, engineering, and veterinary medicine.

*College of Agricultural,
Human, and Natural
Resource Sciences*

College of Business

College of Education

*College of Engineering
and Architecture*

College of Liberal Arts

College of Nursing

College of Pharmacy

College of Sciences

College of Veterinary Medicine

Graduate School

Honors College



- **Washington State University** offers over 250 fields of study, many of them as majors.
- **Pullman is ranked 63rd** among *The Sporting News'* Best Sports Cities of 2004.
- *U.S. News and World Report* ranks **WSU in the top 50** of the nation's **best public research universities** for 2004.
- The 2003 *Princeton Review* ranks **WSU in the top 50** of America's **most connected campuses**.
- **WSU** is ranked in the **nation's top tier of doctoral/research universities** by the Carnegie Foundation for the Advancement of Teaching.
- **WSU's athletic facilities** are ranked **eighth-best in the nation** by campusdirt.com.

A friendly environment

The Pullman campus straddles College Hill in Pullman, a college town of 25,000 located among the rolling hills of the Palouse region of eastern Washington. The University is the largest residential university west of the Mississippi, which enhances the friendly, traditional collegiate atmosphere for which WSU is known.

WSU is located within easy traveling distance of Spokane and Coeur d'Alene to the north. Seattle and Portland are less than 300 miles to the west.

*It's a refrain repeated by
alumni time and again:
WSU professors were their
inspiration and their friends.*

*Enter the future with the confidence
that comes from real preparation.*

As an athlete, you know that if you've practiced hard you feel more confident for a big game. At WSU, the education you receive, together with the programs available and great faculty, provides you with that same confidence for the biggest game of all—your future. The education gives you the skills to be critical thinkers and initiators, important skills in any endeavor you decide upon. Students can immerse themselves in a variety of learning situations, ranging from high levels of interaction with professors to hands-on research projects and community and public service activities. The newest technology, numerous leadership opportunities, and study abroad programs further enrich the WSU college experience.





Dedicated to diversity

Washington State University seeks to enrich every student's educational experience through exposure to different cultures, philosophies, and scholarly perspectives. This atmosphere of interchange and inquiry is fostered through various campus programs, diversity in the curriculum, and comfortable places around campus to meet and talk with students with different backgrounds. All students are encouraged to study abroad for a semester to experience life in another country. But you don't need to leave campus to find opportunities to learn about differences as there are numerous events, films, musicians, and speakers throughout the year that address issues of equity and diversity.

Office of the Vice President for Student Affairs, Equity and Diversity

Given the importance of making WSU a welcoming and supportive place for everyone, the Office of the Vice President for Student Affairs, Equity and Diversity was established in 2004 and then merged with Student Affairs in 2007. This office worked with students, faculty, and staff at all WSU locations to develop a university-wide Strategic Plan for Equity and Diversity. In accordance with this plan, goals have been established and work is underway to increase the diversity and retention rates among students and faculty, improve the campus climate for underrepresented students, infuse diversity into university leadership and management, provide increased educational/scholarship opportunities, and devise better methods of assessment and accountability for diversity progress. More information about the Office of the Vice President for Student Affairs, Equity and Diversity and the Strategic Plan can be found by visiting www.diversity.wsu.edu/.



Equity and Diversity Partners

The following units report to the Office of the Vice President for Student Affairs, Equity and Diversity and serve as valuable partners with all areas of the university working on these issues.

The Center for Human Rights
www.chr.wsu.edu/

***Gender Identity/Expression and
Sexual Orientation Resource Center***
www.thecenter.wsu.edu/

Women's Resource Center
www.women.wsu.edu/

Talmadge Anderson Heritage House
www.heritagehouse.wsu.edu/

Disability Resource Center
www.drc.wsu.edu/

Multicultural Student Services
www.wsu.edu/multicultural/

Washington State **Notable Alumni**



Patty Murray, U.S. Senator




Barry Serafin, ABC News correspondent



Charles Glen King, Leading researcher in the development of Vitamin C



Keith Jackson, ABC TV's Voice of College Football



Jerry Sage, Teacher of the Year and WWII escape artist who was played by Steve McQueen in the movie Cooler King




Mel Hein, A charter member of both College and Professional Football Halls of Fame



Phil Abelson, Father of the atomic submarine



Sherman Alexie, Screenwriter, Poet, Novelist



Edward R. Murrow, the Father of modern day news reporting and namesake for WSU's Murrow College of Communication



Gary Larson, Creator of the Far Side cartoons




Drew Bledsoe, NFL All-Pro Quarterback



Paul Allen, Owner of the Portland Trail Blazers and Seattle Seahawks



Hugh Campbell, General Manager, Edmonton Eskimos of the Canadian Football League.



William Julius Wilson, Harvard University Professor, recognized by Time magazine as one of America's 25 most influential people



Cindy Brunson, ESPN News



John Olerud, Two-time MLB All-Star



Elson S. Floyd

President



Elson S. Floyd is Washington State University's 10th president. He took office in May of 2007 after serving as president of the four-campus University of Missouri during 2002-2007.

"Affordability, accessibility and accountability" are keystones to his administration leading WSU. He puts high priority on WSU being a research leader and having a global presence. Furthermore, he endorses diversity of thought, opinion, perspective, viewpoints, race and ethnicity as characteristics of a world-class university.

Floyd, 51, served as president of Western Michigan University from 1999 to 2002, and held several administrative positions at the University of North Carolina Chapel Hill, including deanships in student affairs and the College of Arts and Sciences.

Previously, he spent two years as executive director of the state of Washington Higher Education Coordinating

Board, the agency responsible for statewide coordination, planning, oversight, policy analysis and student financial aid programs for Washington's post-secondary education system. From 1990 to 1993, he served as vice president for student services, vice president for administration and executive vice president at Eastern Washington University.

He began his career in 1978 at the University of North Carolina at Chapel Hill, where he held deanships in the Division of Student Affairs, the General College and the College of Arts and Sciences. From 1988 to 1990, he was assistant vice president for student services for the UNC system office, where he helped develop and articulate student affairs and academic affairs policy for the 16-campus university system.

A native of Henderson, N.C., Floyd holds a bachelor of arts degree in political science and speech, a master of education degree in adult education, and a doctor of philosophy degree in higher and adult education, all from the University of North Carolina at Chapel Hill.

Floyd and his wife, Carmento Floyd, have two grown children.

Anne McCoy

Senior Associate Director Of Athletics/SWA



Veteran intercollegiate athletics administrator Anne McCoy has served Washington State University since 2001 and was promoted from associate director to senior associate director of athletics in 2004. Her appointment to senior woman administrator came in the summer of 2007.

In her capacity as senior associate director of athletics, she is charged with overseeing all aspects of WSU's athletic budget and supervises several areas with the department including the business office, equipment, computer and football operations, and event management and facility operations. She also serves as a liaison for men's and women's basketball.

McCoy serves on several Pacific-10 Conference committees, including the Executive Committee as vice-president for the Pac-10 Council, chair of the Senior Woman Administrator Committee and on the Compliance and Enforcement, Awards Review, Medical

Care, and Student-Athlete Advisory committees.

A Wisconsin native, McCoy earned a bachelor's degree in sports management in 1989 from the University of Massachusetts. While an undergraduate, she worked for the Pittsburgh Penguins professional hockey organization, expanding the club's season ticket base. McCoy also served an internship as the assistant athletic business manager at the University of Connecticut, and was instrumental in designing and implementing a comprehensive computerized budget-tracking system.

McCoy served in several capacities at the University of Maine from 1989-1995, lastly as associate director of athletics and senior woman administrator. At Maine, she supervised men's basketball, men's and women's soccer, men's and women's swimming and softball in addition to the athletic business office, ticket office, retail store and cheerleading staff and operations. She took a similar administrative positive at St. Louis University from 1995-96.

In 1996, McCoy moved west, joining the staff at Portland State University as associate director of athletics and senior woman administrator, and was promoted to senior associate director of athletics in 1998. At PSU, she managed all internal staff and the daily operations of the department, representing the director of athletics as needed. McCoy also supervised men's and women's golf, cross country/track and field, and women's volleyball, soccer, tennis and softball.

McCoy and her husband Brian have two children, daughter Taylor and son Jake.

Jim Sterk

Director of Athletics



Washington native James M. Sterk was appointed Washington State University's director of athletics in June of 2000. In his eight years, Sterk has seen unprecedented growth and success by the Cougars' 17 intercollegiate teams and 450 individuals who compete for WSU annually.

On the academic front, WSU earned 114 selections to Pacific-10 Conference All-Academic teams in 2007-08. That figure represented the most student-athletes to earn such an honor during an academic year in school history. WSU nearly reached this standard in 2005-06 with 109 selections to conference all-academic teams after setting the mark of 113 during the 2004-05 academic year.

On the field, Cougar Athletics has enjoyed extraordinary achievements highlighted by three consecutive 10-win seasons by the football program from 2001-03. Most recently, the men's basketball team has made back-to-back appearances in the NCAA Tournament (2007 & 2008), the women's rowing team made its second NCAA Championship appearance in three years, finishing eighth in 2008, following up its fourth-place finish in 2006, the highest finish ever by a WSU women's team in NCAA postseason competition.

Facility improvements have also been among projects Sterk has tackled. Following the 2006 football season, the initial phases of a renovation to Martin Stadium, the home of Cougar football, began with Phases I and II which were completed in time for the 2008 football season. Planned for completion in the fall of 2008 are a state-of-the-art rowing tank and a hydrotherapy pool to further meet the needs of student-athletes. In addition, plans are underway for an ambitious capital improvement plan that will enhance many other WSU athletic facilities.

A 1980 graduate of Western Washington University, Sterk received his master's degree in sports administration from Ohio University. His professional career has included positions at North Carolina, Maine, Seattle Pacific, Tulane and Portland State, the latter as director of athletics for five years before joining the Cougar staff.

The foundation of Sterk's leadership plan is based on five areas: the student-athlete experience, resource acquisition, personnel, political dynamics, and facilities. All five areas have enjoyed growth in his first eight years at Washington State University.

Sterk currently is a member of the prestigious NCAA Championship/Competition cabinet and has served on numerous Pacific-10 Conference committees during his tenure at WSU.

Ken Casavant

Faculty Athletics Representative



Professor Ken Casavant, a member of the Washington State University family since 1967, currently serves as WSU's Faculty Athletics Representative to the Pacific-10 Conference and the National Collegiate Athletic Association. He is a past president of the Pac-10 and most recently served on the NCAA Division I Management Council.

Casavant came to WSU as a graduate research assistant in the Department of Agricultural and Resource Economics. He was named an assistant professor in 1971, an associate professor in 1975 and a full professor in 1980.

In 2004, Casavant received the honor of giving the Distinguished Faculty Address, the University's oldest award and also received the Sahlin Excellence in Public Service award for the University. In 1979, Casavant received the R.M. Wade award for outstanding teacher in the college of agriculture at WSU, and in 1990, he earned the distinguished WSU Faculty of the Year award.

Casavant was elected vice-chair (1991-92) and chair (1992-93) of the WSU Faculty Senate and has been accorded the Distinguished Teacher award by the American Agricultural Economics Association. He was named Distinguished Scholar by the Western Agricultural Economics Association in 2003 for his nationally recognized work as a transportation economist.

During his tenure at WSU, Casavant has served as associate director for the Washington State Transportation Center (1984-87) and the interim Vice-Provost for Academic Affairs and interim Vice-Provost for Research (1998).

The North Dakota native is a 1965 graduate of North Dakota State University, where he earned a bachelor's degree in agricultural economics. He received his master's degree from NDSU, followed by a Ph.D., from WSU in 1971.

Ken and his wife Dorothy have two grown daughters, Michele and Colette.

Cougar Head Coaches

FOOTBALL



Paul Wulff, 1st Year

Paul Wulff became WSU's 31st head football coach in December, 2007, when he returned to his alma mater after spending the past eight years as head coach at Eastern Washington University. Wulff assembled a 53-40 record at Eastern Washington, leading the Eagles to three postseason appearances.

VOLLEYBALL



Andrew Palileo, 1st Year

New to WSU volleyball but not new to coaching, Andrew Palileo brings a career record of 239-141 after finding success at South Dakota State in both the NCAA Div. II and Div. I levels. He assembled a staff prior to arriving in Pullman and they have moved quickly to establish strong relationships on the recruiting trails.

SOCCER



Matt Potter, 6th Year

Matt Potter, in his sixth season, has led Washington State to three-straight winning seasons, an unprecedented feat for Cougar soccer since joining the Pacific-10 Conference. Washington State is averaging just over 10 wins per season during that span and last year knocked off eventual-national champion USC.

CROSS COUNTRY



Jason Drake, 5th Year

In his eighth year of coaching the Cougar distance runners and his fifth year as head coach of the cross country teams, Drake has mentored 18 new entries in the school's top 10 performance lists. Sara Trane, two-time Pac-10 steeplechase champion, leads a large group of accomplished returnees for the 2008-09 seasons.

SWIMMING



Erica Quam, 7th Year

During her six years at Washington State, three Erica Quam coached teams have scored points at the NCAA Championships. Her student-athletes, including 2008 Olympian Rugile Mileisyte and 2007 All-American Erin McCleave, have set 13 school records and garnered 40 Pac-10 All-Academic honors, including 20 first-team selections.

MEN'S BASKETBALL



Tony Bennett, 3rd Year

In just two seasons as head coach, Tony Bennett holds a 52-17 record. He became the first head coach to lead the Cougars to two-straight NCAA Tournament appearances, including their first 'Sweet' 16 appearance in 2008. In 2007 he became the most decorated coach in Pac-10 history with nine national coach-of-the-year honors.

WOMEN'S BASKETBALL



June Daugherty, 2nd Year

June Daugherty, in her second season leading the Cougars, brought a wealth of experience in building winning programs. In her first season Daugherty brought in one of the nation's top-ranked recruiting classes and more than tripled home attendance. A former finalist for National Coach of the Year, Daugherty is looking to take her third different school to the NCAA Tournament.

GOLF



Walt Williams, 11th Year

Since taking over the WSU men's and women's golf programs in 1998, Walt Williams' teams have re-written the record books and crowned two All-Americans. Both the men's and women's teams have competed in the NCAA West Regionals during his tenure. Williams is the winningest coach in school history, compiling a total of 26 team titles, including four in 2007-08.

TENNIS



Lisa Hart, 6th Year

The Cougar tennis program, under the direction of sixth-year head coach Lisa Hart, has been nationally ranked each of the last five seasons and has recorded 14 wins each of the last three years, resulting in three consecutive winning campaigns. In 2008 the Cougars reached the NCAA tournament for the first time since the 2002 season.

BASEBALL



Don Marbut, 5th Year

Don Marbut, in his fifth year as WSU's head coach and sixth with the program, has skipped the Cougars to three-consecutive winning seasons, a first for the program since 1994. He has mentored 10 Major League Baseball draft picks and led the Cougars to a national ranking in two of the last three seasons.

ROWING



Jane LaRiviere, 7th Year

Jane LaRiviere has led her teams to four NCAA Championships in her six years at WSU, including twice in the last three seasons. In 2008 the Cougars finished eighth at the NCAA Championships, only bettered by her squad's fourth-place finish in 2006. LaRiviere was awarded Pac-10 and CRCA West Regional Coach-of-the-Year honors in 2006.

TRACK & FIELD



Rick Sloan, 15th Year

Rick Sloan is the dean of WSU coaches, having been with the program for 36 years, including the last 14 as head coach of both the men's and women's programs. He has directed 32 WSU athletes to NCAA Outdoor All-America status 54 times and mentored 22 Cougar athletes to NCAA Indoor All-America status 36 times.

Cougar Student-Athlete Development

Student-Athlete Development

Our Student-Athlete Development unit initiates support for academic and personal success during on-campus recruiting visits with prospective student-athletes, and continues providing support and services until student-athletes graduate from WSU. Our student-athlete development staff is committed to developing and implementing comprehensive and effective programs to assist student-athletes in identifying and meeting their academic and career goals leading to graduation and career development. We take a "life skills" approach when assisting student-athletes with class selection, major selection, graduation planning, career development, time management, goal setting, study skills, and learning strategies.

Our focus is the student-athlete and his personal development. We reinforce the value of maximizing the educational and career opportunities at WSU. And, most importantly, our staff emphasizes the importance of student-athletes taking personal responsibility and ownership in developing their academic and career plans. Our 93 percent graduation rate for those seniors who have exhausted their eligibility (over the past 10 years), second among all Pacific-10 Conference schools in that time, reflects our consistent commitment to academic success while striking a balance between academics and athletics.



Thad Hathaway

Assistant Director
Academic Support Services

2008 Cougar Baseball Academic Honors

Matt Fanelli	All-Pacific-10 First Team
Steve Kost	All-Pacific-10 First Team
Greg Lagreid	All-Pacific-10 First Team
Jayson Miller	CoSIDA/ESPN <i>The Magazine</i> All-District VIII Pacific-10 Scholar-Athlete of the Year First Team All-Pacific-10 First Team
Jim Murphy	All-Pacific-10 Honorable Mention
Jared Prince	All-Pacific-10 Honorable Mention
Michael Ratigan	All-Pacific-10 Honorable Mention
Scott Suttmeier	All-Pacific-10 Second Team
Michael Weber	All-Pacific-10 Honorable Mention



The Mission

The academic support services staff provides comprehensive support for all student-athletes. The type and level of programming, monitoring and support provided to each student-athlete is dependent upon the individual needs of each student-athlete, based on the review of existing academic information and academic assessments administered by the academic support services staff and/or University Testing Services. The academic support services staff also encourages student-athletes to access existing university resources. The academic counselors assist student-athletes with class selection, major selection, graduation planning, career planning, time management, goal setting, study skills and learning strategies. The counselors work closely with the University faculty to monitor grades and class attendance. The academic staff also communicates with the staff and faculty to provide assistance with rescheduling class assignments and exams missed due to team travel.



Academic Support Services

- New Student-Athlete Orientation
- General Academic Counseling
- Learning Assessment
- Individual And Group Tutoring
- Assistance With Team Travel
- Writing And Math Assistance
- Graduation Planning
- Computer Lab with internet and library access
- Priority Registration
- Summer School And Degree Completion Financial Aid Programs

Career Development

- Junior and Senior Planning Meetings
- Etiquette Dinner
- Access To SIGI Website For Career Exploration
- Career Fairs and Workshops
- Interview Skills And Workshops
- Job Search Strategies
- Professional Development Portfolio
- Senior Folder
- Alumni Connections
- Resume Development

Personal Development

- New Student-Athlete Seminar
- Community Outreach – Team CARE
- P.R.O.W.L. Resource And Referral Center
- NCAA Lifeskills Materials And Resources
- Career Resources



Academic Resource Center

- 6,225 square feet
- Seven study Rooms
- 135-seat auditorium
- Computer lab
- Checkout laptops
- Wireless access



www.athletics.wsu.edu/arc

Cougar Athletic Training Services

Prevention of athletic injuries is the primary goal of the Washington State University athletic staff, along with the care and rehabilitation of student-athletes.

When injuries do occur, the Cougar staff provides the very best in care, utilizing state-of-the-art equipment. A new hydrotherapy facility opened December 2008 to further meet the needs of student-athletes.

- More than 40 students obtaining clinical hours in a nationally-accredited athletic training education program
- Three sports medicine trained team physicians
- Coordinator of Sports Nutrition/Registered Dietician



Chris Lange Athletic Trainer

Chris Lange is in his first year as a member of the athletic training staff at Washington State University. His primary responsibility is serving as the athletic trainer for baseball. He also assists with Cougar football.

A certified athletic trainer, Lange worked at Nevada as an athletic trainer from 2004-08. A native of Weippe, Idaho, Lange earned his bachelor's degree in sports science from Idaho in 2000 and a master's degree in educational leadership from Nevada in 2002.





Cougar Mania Hydrotherapy Facility



The brand new hydrotherapy facility includes a Hydroworx underwater treadmill, a cold plunge, and a warm therapy pool.



Cougar **Weight Room**

With two floors covering 14,000 square feet and featuring state-of-the-art equipment, WSU's weight room is considered one of the top facilities in the nation.



Cori Metzgar-Deacon Strength and Conditioning Coach

Cori Metzgar-Deacon (M.A., C.S.C.S, CSCCa) is in her third season as a strength and conditioning coach at Washington State University, overseeing the strength and conditioning programs for women's soccer, women's volleyball, women's swimming, and baseball. She also assists with football.

Metzgar-Deacon came to the Palouse from Colorado State University after serving as the head assistant strength and conditioning coach for the Rams from 2001-2006. During her tenure at Colorado State, Metzgar-Deacon was directly responsible for planning, creating and implementing programs for the women's volleyball, softball, women's swimming/diving, women's and men's track/cross-country and women's tennis teams. She also assisted the director of strength and conditioning with football.

A 1998 graduate of Fort Lewis College, Metzgar-Deacon earned her bachelor's degree in exercise science while a member of the women's soccer and downhill ski racing teams. She received her master's degree in physical education from Western Michigan in 2000 where she served as a graduate assistant strength and conditioning coach. After earning her graduate degree, Metzgar-Deacon spent a year as an intern strength and conditioning coach at Ohio State, assisting and supervising the training for 10 sports including baseball, women's volleyball, women's swimming and men's and women's gymnastics.

Metzgar-Deacon married Brady Deacon in May, 2007.



Athletics Staff Directory/Mission Statement

ADMINISTRATIVE STAFF (509-335-0311)

Bohler Athletic Complex 110, Pullman, WA 99164-1602

Jim Sterk, Director of Athletics
Ken Casavant, Faculty Athletics Representative
Anne McCoy, Senior Associate Director of Athletics/SWA
Pam Bradetich, Senior Associate Director of Athletics
John Johnson, Senior Associate Director of Athletics
Robert Minnix, Senior Associate Director of Athletics
Chris Cook, Associate Director of Athletics (Academic Support Services)
Leslie Johnson, Associate Director of Athletics (Business Operations)
Steve Robertello, Associate Director of Athletics (Compliance)
John David Wicker, Associate Director of Athletics (Event and Facility Operations)
Bill Drake, Assistant Director of Athletics (Athletic Training Services)
Ernie Housel, Special Assistant to the Senior Associate Director of Athletics
Casey Fox, Director of Marketing
David Lang, Director of Strength and Conditioning
Dan Meyer, Director of Ticket Sales and Operations
Kurt Mueller, Manager of Information Services
Milton Neal, Director of Equipment Operations
Pippa Pierce, Director of Career and Personal Development
Bill Stevens, Director of Media Relations
Scott Vik, Director of Sports Video

MEDIA RELATIONS (509-335-COUG)

Bohler Athletic Complex 195, Pullman, WA 99164-1602

Bill Stevens, Director (Media Relations) (H/332-2357) (C/916-761-7005)
Linda Chulich, Assistant Director (C/509-432-3263)
Craig Lawson, Assistant Director (C/509-432-9063)
Jessica Schmick, Assistant Director (C/509-781-0550)
Joe Nickell, Assistant Director (C/509-361-4338)
Spencer Drolett, Student Assistant
Casey Johnson, Student Assistant
Kasi Johnson, Student Assistant
Jaime Schroeder, Student Assistant
Kyle Vetter, Student Assistant
Michael Walsh, Student Assistant

BASEBALL (509-335-0310)

Bohler Athletic Complex M40, Pullman, WA 99164-1602

Don Marbut, Head Coach
Travis Jewett, Associate Head Coach
Gregg Swenson, Assistant Coach
Gabe Boruff, Volunteer Coach

MEN'S BASKETBALL (509-335-0240)

Bohler Athletic Complex M42, Pullman, WA 99164-1602

Tony Bennett, Head Coach
Ben Johnson, Assistant Coach
Ron Sanchez, Assistant Coach
Matt Woodley, Assistant Coach
Mike Heideman, Director of Player Development/Operations
Ronnie Wideman, Operations Coordinator

WOMEN'S BASKETBALL (509-335-0276)

Bohler Athletic Complex 220, Pullman, WA 99164-1602

June Daugherty, Head Coach
Mike Daugherty, Associate Head Coach
Mo Hines, Assistant Coach
Brian Holsinger, Assistant Coach
Kate Werner, Coordinator of Basketball Operations

FOOTBALL (509-335-0250)

Bohler Athletic Complex 102, Pullman, WA 99164-1602

Paul Wulff, Head Coach
Chris Ball, Assistant Head Coach/Co-Defensive Coordinator/Safeties
Steve Broussard, Running Backs/Special Teams
Harold Etheridge, Offensive Line
Mike Levenseller, Wide Receivers
Travis Niekamp, Linebackers
Rich Rasmussen, Tight Ends/Recruiting Coordinator
Malik Roberson, Defensive Line
Jody Sears, Co-Defensive Coordinator/Cornerbacks
Todd Sturdy, Offensive Coordinator/Quarterbacks
Shawn Deeds, Coordinator of Football Operations
Nick Lucey, Graduate Assistant

Ryan Smaha, Graduate Assistant
Kevin C. Night Pipe, Football Video Coordinator
Jason DiStefano, Football Operations Assistant

M/W GOLF (509-335-0224)

Bohler Athletic Complex M37, Pullman, WA 99164-1602

Walt Williams, Head Coach
Kari Sampson, Assistant Coach
Heather Holte, Assistant Coach

ROWING (509-335-0309)

Bohler Athletic Complex M25, Pullman, WA 99164-1602

Jane LaRiviere, Head Coach
Tara Medina, Assistant Coach
Corrie McGrath, Assistant Coach/Novice
Crystal Culp, Graduate Assistant

SOCCER (509-335-0306)

Bohler Athletic Complex M10, Pullman, WA 99164-1602

Matt Potter, Head Coach
Jason Goodson, Assistant Coach
TBA, Assistant Coach

SWIMMING (509-335-0273)

PEB 111, Pullman, WA 99174-1602

Erica Quam, Head Coach
Lindsay Henahan, Assistant Coach

TENNIS (509-335-0308)

Bohler Athletic Complex M40, Pullman, WA 99164-1602

Lisa Hart, Head Coach
Ekaterina Burduli, Assistant Coach

M/W TRACK/CC (509-335-0248)

Bohler Athletic Complex M10, Pullman, WA 99164-1602

Rick Sloan, Head Coach
Debra Farwell, Associate Head Coach
Jason Drake, Assistant Coach, Head CC
Mark Macdonald, Assistant Coach
Matt McGee, Assistant Coach
Ellannee Richardson, Assistant Coach

VOLLEYBALL (509-335-0277)

Bohler Athletic Complex 230, Pullman, WA 99164-1602

Andrew Palileo, Head Coach
Brian Lamma, Associate Head Coach
TeAna Tramel, Assistant Coach
Kristina Martin, Operations Coordinator

ATHLETIC DEPARTMENT

MISSION STATEMENT

It is the mission of the Athletic Department to create and foster an environment which provides opportunities for all student-athletes to enrich their collegiate experience through participation on athletic teams which are competitive at the conference and national level. In concert with the mission and values of Washington State University, the department is dedicated to providing opportunities, which will enhance the intellectual, physical, social, moral and cultural development of the whole person, while conducting all activities with honesty and integrity in accordance with the principles of good sportsmanship and ethical conduct. The Athletic Department values gender and ethnic diversity and is committed to providing equitable opportunities for all students and staff. The department will pursue its mission while upholding the values, purposes and policies of Washington State University, the Pacific-10 Conference, and the National Collegiate Athletic Association.

Cougar Class of 2008



Paul Gran

2008 Pacific-10 Defensive Player of the Year
2008 ABCA Division I Gold Glove Team
Seventh Round Selection by Florida Marlins
New York-Penn League All-Star




Jayson Miller

2008 Pacific-10 Honorable Mention
2008 Pacific-10 Scholar-Athlete of the Year
30th Round Selection by Los Angeles Angels of Anaheim
Pioneer League Pitcher of the Year



Jim Murphy

2008 Pacific-10 Honorable Mention
WSU Single-Season and Career Putouts Record Holder
WSU Top Five in Career Home Runs
17th Round Selection by Philadelphia Phillies






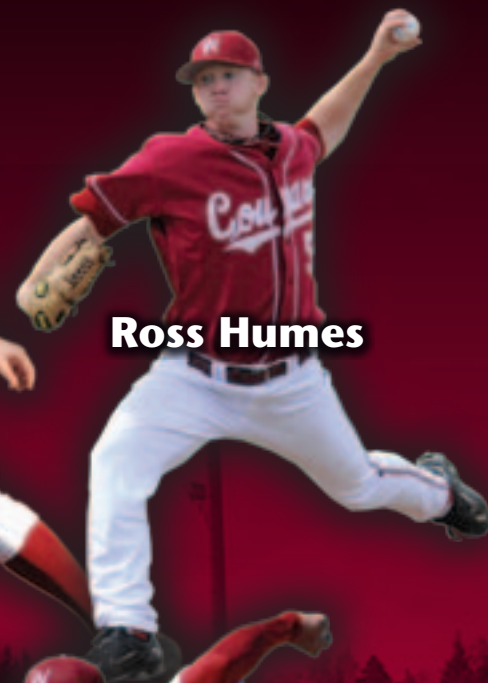
Shea Vucinich



Seth Harvey



Michael Weber



Ross Humes



Alex Burg



Matt Way



Greg Lagreid



Chad Arnold



Jeremy Johnson



Matt Fanelli